

Collagenase SANTYL[®] Ointment 250 units/g
Clinical Competency for Home Healthcare Providers

Table of Contents

Introduction	1
Objectives	1
Enzymatic Debridement with Collagenase SANTYL® Ointment	2
What is Collagenase SANTYL® Ointment?	3
Application Process for Collagenase SANTYL® Ointment	4
Collagenase SANTYL® Ointment Estimated Amount Per Application	5
Collagenase SANTYL® Ointment Estimated Amount Per Application (Example)	6
Standard Application Process for Topical Medications: Collagenase SANTYL® Ointment	7
SKILLS Checklist: Application Process for Collagenase SANTYL® Ointment, Version 1	8
SKILLS Checklist: Standard Practice Application for Topical Medications (Collagenase SANTYL® Ointment), Version 2	9
Demonstration of Collagenase SANTYL® Ointment Application Sheet	11
Collagenase SANTYL® Ointment Quiz	13
Collagenase SANTYL® Ointment Quiz and Answer Key	14
Post Test Certificate of Completion	16
Collagenase SANTYL® Ointment 250 units/g Package Insert	17



The Collagenase SANTYL® Ointment Clinical Competency for Home Healthcare Providers was developed with input from the Professionals Dedicated to Quality Wound Care.

Members include:

Diane L. Krasner, PhD, RN, CWCN, CWS, FAAN, Chair
Elizabeth A. Ayello, PhD, RN, ACNS-BC, CWON, ETN, MAPWCA, FAAN
Francine Chapman, MS, BSN, RN-BC
Martha Kelso, RN, HBOT, COO, MWS
Jeanine Maguire, PT, CWS
Catherine T. Milne, MSN, APRN, BC-ANP/CS, CWOCN-AP
Gregory Milanich, PharmD, FASCP
Ronald G. Perry, BS, RPh
Bryce E. Schuster MD, FACS
Jacqueline Vance, RNC, BSN, CDONA/LTC, FACDONA

Members are compensated consultants of Smith & Nephew, Inc.

© 2015 Smith & Nephew, Inc. All rights reserved.

SANTYL is a registered trademark of Smith & Nephew, Inc.

PDQWC is a trademark of Smith & Nephew, Inc.

This brochure may be reproduced for educational purposes as long as the copyright notice is displayed.

XXXXXX-0415

Introduction

This clinical competency booklet has been developed for home healthcare providers who use or prescribe Collagenase SANTYL® Ointment. The target audience for this Collagenase SANTYL® Ointment competency includes:

- Licensed Nurses (RNs, LPNs)
- Physical Therapists
- Physician's Assistants
- Nurse Practitioners
- Physicians

Objectives

- Distinguish the indications for Collagenase SANTYL® Ointment in debridement
- Explain the mechanism of action of Collagenase SANTYL® Ointment
- Review the appropriate amount of Collagenase SANTYL® Ointment per application
- Demonstrate proper application for Collagenase SANTYL® Ointment
- Demonstrate proper clinical practice when administering Collagenase SANTYL® Ointment

Note to Trainer: Using the Skills Checklist(s)

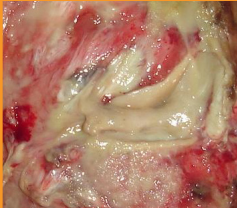



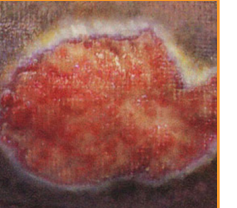
This competency packet is provided to assist in the training of your staff on the proper utilization of Collagenase SANTYL® Ointment within the Standard Practice Application of topical medications. You will find several tools to help implement the competency in your agency. Please note that there are two versions of the Skills Checklist provided. Choose the checklist that reflects your agency's protocols, or create your own Skills Checklist to support your agency's protocols.

- SKILLS Checklist: Application Process for Collagenase SANTYL® Ointment, Version 1
 - This version is appropriate if your agency verifies competency based ONLY on the topical medication application of Collagenase SANTYL® Ointment.
- SKILLS Checklist: Standard Practice Application for Topical Medications (Collagenase SANTYL® Ointment), Version 2
 - This version is appropriate if your agency verifies competency by observing all steps for Standard Practice Application of Topical Medications.
- If your agency's Standard Practice Application varies from what is provided in Version 2, please defer to your agency's protocols and replace the Skills Checklist(s) provided here, with a Skills Checklist that reflects your agency's protocols.
- In both versions of the Skills Checklist provided, steps that are highlighted orange are specific to the application of Collagenase SANTYL® Ointment and taken from the FDA approved package insert.

Not intended to supersede independent clinical judgment or institutional/agency protocol.

Enzymatic Debridement with Collagenase SANTYL® Ointment

Collagenase SANTYL® Ointment is the only FDA-approved enzymatic debrider. SANTYL® Ointment is indicated for debriding chronic dermal ulcers and severely burned areas.

	Pressure Ulcer Stage 4-Knee	Pressure Ulcer Unstageable-Hip	Diabetic Foot Ulcer	Burn	Non-progressing Venous Leg Ulcer
					
Description	Partial to full thickness wound with slough/fibrin	Wound with eschar/dried necrosis	Full thickness wound with slough; signs of surgical removal of callus on margins	Deep, partial thickness burn with white eschar	Non-progressing wound
Drainage	Minimal to heavy	None	Low to moderate	Minimal to heavy	None to heavy
Clinical Action	Active, selective debridement	Active, selective debridement	Active, selective debridement	Active, selective debridement	Active, selective debridement
Treatment Goal	Clean, granulating wound bed	Clean, granulating wound bed	Clean, granulating wound bed	Clean burn without necrotic tissue	Progression

Not intended to supersede independent clinical judgment or institutional/agency protocol.

Collagenase SANTYL® Ointment is indicated for debriding chronic dermal ulcers and severely burned areas.

Occasional slight transient erythema has been noted in surrounding tissue when applied outside the wound. One case of systemic hypersensitivity has been reported after 1 year of treatment with collagenase and cortisone. Use of Collagenase SANTYL® Ointment should be terminated when debridement is complete and granulation tissue is well established.

Debililitated patients should be closely monitored for systemic bacterial infections because of the theoretical possibility that debriding enzymes may increase the risk of bacteremia.

Photographs used with permission by:  NPUAP.org | Copyright ©2011 Gordian Medical, Inc. dba American Medical Technologies; Mobile Wound Solutions, 2012; Paul Glat, MD, 2013.

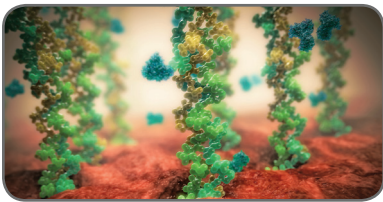
What is Collagenase SANTYL® Ointment?

Collagenase SANTYL® Ointment 250 units/g clears the way for healthy tissue



SANTYL® Ointment is a licensed biologic and the only FDA-approved enzymatic debrider.

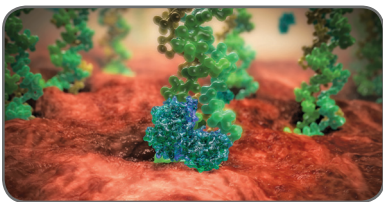
Actively and selectively remove necrotic tissue without harming granulation tissue



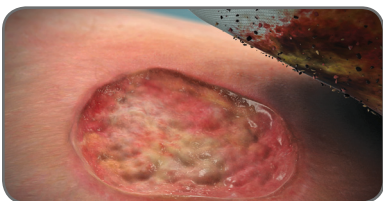
In an untreated wound, strands of collagen anchor necrotic tissue to the wound bed.



SANTYL® Ointment penetrates the wound surface by migrating through the edges of the wound and between pockets of slough, eschar, and dead tissue.



SANTYL® Ointment selectively attacks this collagen and cleaves the fiber at its attachment point. This detaches the fiber from the wound bed and frees the wound of necrotic debris.



After SANTYL® Ointment cleaves and degrades the fiber, the necrotic debris can be successfully removed through subsequent cleansing and dressing changes.

Occasional slight transient erythema has been noted in surrounding tissue when applied outside the wound. One case of systemic hypersensitivity has been reported after 1 year of treatment with collagenase and cortisone. Use of Collagenase SANTYL® Ointment should be terminated when debridement is complete and granulation tissue is well established.

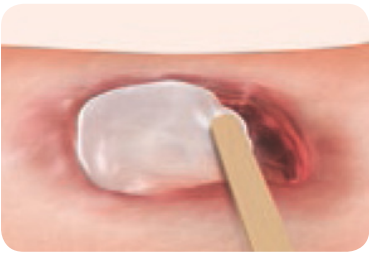
Application Process for Collagenase SANTYL® Ointment

1 CLEANSE

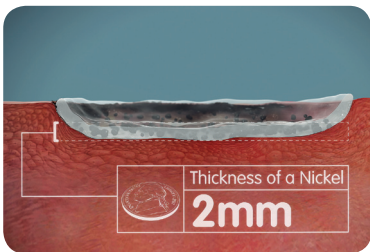


- Remove as much loose debris from the wound as possible
- Gently cleanse the wound bed with sterile saline or an appropriate wound cleanser (optimal pH 6-8) followed by saline, each time a dressing is changed
- When necessary, have a **properly licensed clinician** crosshatch thick eschar with a #10 blade to ensure optimal surface contact

2 APPLY



- Apply directly to the wound or to a sterile gauze pad, which is then applied to the wound and properly secured
- Apply SANTYL® Ointment at 2 mm thickness (approximately nickel thickness)
- Apply SANTYL® Ointment within the area of the wound
- Apply once daily (or more frequently if the dressing becomes soiled, as from incontinence)



Use the appropriate amount of ointment

- Three clinical trials found Collagenase SANTYL® Ointment to be efficacious when applied at nickel thickness (2 mm)¹⁻³

3 COVER



- Wounds with sufficient exudate will naturally activate the collagenase enzyme, but a dry wound bed may require additional moisture
- Do not use dressings containing silver (Ag) or iodine (I₂) with SANTYL® Ointment, as these ions inactivate collagenase, the active enzyme in SANTYL® Ointment

Considerations in case an infection develops:

- You may apply a topical antibiotic powder before applying SANTYL® Ointment
- If infection persists, discontinue use of SANTYL® Ointment until the infection is resolved

Collagenase SANTYL® Ointment Estimated Amount Per Application

30-g tube: Length (cm) of SANTYL® Ointment line per application based on wound dimensions

cm x cm	1 cm	2 cm	3 cm	4 cm	5 cm	6 cm	7 cm	8 cm
1 cm	0.5 cm	1.0 cm	1.6 cm	2.1 cm	2.6 cm	3.1 cm	3.6 cm	4.1 cm
2 cm	1.0 cm	2.1 cm	3.1 cm	4.1 cm	5.2 cm	6.2 cm	7.2 cm	8.3 cm
3 cm	1.6 cm	3.1 cm	4.7 cm	6.2 cm	7.8 cm	9.3 cm	10.9 cm	12.4 cm
4 cm	2.1 cm	4.1 cm	6.2 cm	8.3 cm	10.3 cm	12.4 cm	14.5 cm	16.5 cm
5 cm	2.6 cm	5.2 cm	7.8 cm	10.3 cm	12.9 cm	15.5 cm	18.1 cm	20.7 cm
6 cm	3.1 cm	6.2 cm	9.3 cm	12.4 cm	15.5 cm	18.6 cm	21.7 cm	24.8 cm
7 cm	3.6 cm	7.2 cm	10.9 cm	14.5 cm	18.1 cm	21.7 cm	25.3 cm	28.9 cm
8 cm	4.1 cm	8.3 cm	12.4 cm	16.5 cm	20.7 cm	24.8 cm	28.9 cm	33.1 cm

30-g tube:

3.04 cm (1.20 in) = approximately 1 g



Formula: Estimated length of SANTYL® Ointment ("SO") needed from 30-g tube
 = Wound area x nickel depth x SO density x approx. length of 1 g of SO
 = (X cm²) x (0.2 cm) x (0.85 g/cm³) x (3.04 cm/g)

90-g tube: Length (cm) of SANTYL® Ointment line per application based on wound dimensions

cm x cm	1 cm	2 cm	3 cm	4 cm	5 cm	6 cm	7 cm	8 cm
1 cm	0.3 cm	0.6 cm	0.9 cm	1.2 cm	1.5 cm	1.8 cm	2.1 cm	2.4 cm
2 cm	0.6 cm	1.2 cm	1.8 cm	2.4 cm	3.0 cm	3.6 cm	4.2 cm	4.8 cm
3 cm	0.9 cm	1.8 cm	2.7 cm	3.6 cm	4.5 cm	5.4 cm	6.4 cm	7.3 cm
4 cm	1.2 cm	2.4 cm	3.6 cm	4.8 cm	6.1 cm	7.3 cm	8.5 cm	9.7 cm
5 cm	1.5 cm	3.0 cm	4.5 cm	6.1 cm	7.6 cm	9.1 cm	10.6 cm	12.1 cm
6 cm	1.8 cm	3.6 cm	5.4 cm	7.3 cm	9.1 cm	10.9 cm	12.7 cm	14.5 cm
7 cm	2.1 cm	4.2 cm	6.4 cm	8.5 cm	10.6 cm	12.7 cm	14.8 cm	16.9 cm
8 cm	2.4 cm	4.8 cm	7.3 cm	9.7 cm	12.1 cm	14.5 cm	16.9 cm	19.4 cm

90-g tube:

1.78 cm (0.70 in) = approximately 1 g



Formula: Estimated length of SANTYL® Ointment ("SO") needed from 90-g tube
 = Wound area x nickel depth x SO density x approx. length of 1 g of SO
 = (X cm²) x (0.2 cm) x (0.85 g/cm³) x (1.78 cm/g)

Not intended to supersede independent clinical judgment or institutional/agency protocol.

Collagenase SANTYL® Ointment is indicated for debriding chronic dermal ulcers and severely burned areas.

Occasional slight transient erythema has been noted in surrounding tissue when applied outside the wound.

One case of systemic hypersensitivity has been reported after 1 year of treatment with collagenase and cortisone.

Use of Collagenase SANTYL® Ointment should be terminated when debridement is complete and granulation tissue is well established.

Collagenase SANTYL® Ointment Estimated Amount Per Application (Example using application guideline for a 6 x 6 cm wound)

30-g tube: Length (cm) of SANTYL® Ointment line per application based on wound dimensions

cm x cm	1 cm	2 cm	3 cm	4 cm	5 cm	6 cm	7 cm	8 cm
1 cm	0.5 cm	1.0 cm	1.6 cm	2.1 cm	2.6 cm	3.1 cm	3.6 cm	4.1 cm
2 cm	1.0 cm	2.1 cm	3.1 cm	4.1 cm	5.2 cm	6.2 cm	7.2 cm	8.3 cm
3 cm	1.6 cm	3.1 cm	4.7 cm	6.2 cm	7.8 cm	9.4 cm	10.9 cm	12.4 cm
4 cm	2.1 cm	4.1 cm	6.2 cm	8.3 cm	10.3 cm	12.4 cm	14.5 cm	16.5 cm
5 cm	2.6 cm	5.2 cm	7.8 cm	10.3 cm	12.9 cm	15.5 cm	18.1 cm	20.7 cm
6 cm	3.1 cm	6.2 cm	9.3 cm	12.4 cm	15.5 cm	18.6 cm	21.7 cm	24.8 cm
7 cm	3.6 cm	7.2 cm	10.9 cm	14.5 cm	18.1 cm	21.7 cm	25.3 cm	28.9 cm
8 cm	4.1 cm	8.3 cm	12.4 cm	16.5 cm	20.7 cm	24.8 cm	28.9 cm	33.1 cm

30-g tube:

3.04 cm (1.20 in) = approximately 1 g



Formula: Estimated length of SANTYL® Ointment ("SO") needed from 30-g tube
 = Wound area x nickel depth x SO density x approx. length of 1 g of SO
 = (X cm²) x (0.2 cm) x (0.85 g/cm³) x (3.04 cm/g)

90-g tube: Length (cm) of SANTYL® Ointment line per application based on wound dimensions

cm x cm	1 cm	2 cm	3 cm	4 cm	5 cm	6 cm	7 cm	8 cm
1 cm	0.3 cm	0.6 cm	0.9 cm	1.2 cm	1.5 cm	1.8 cm	2.1 cm	2.4 cm
2 cm	0.6 cm	1.2 cm	1.8 cm	2.4 cm	3.0 cm	3.6 cm	4.2 cm	4.8 cm
3 cm	0.9 cm	1.8 cm	2.7 cm	3.6 cm	4.5 cm	5.4 cm	6.4 cm	7.3 cm
4 cm	1.2 cm	2.4 cm	3.6 cm	4.8 cm	6.1 cm	7.2 cm	8.5 cm	9.7 cm
5 cm	1.5 cm	3.0 cm	4.5 cm	6.1 cm	7.6 cm	9.1 cm	10.6 cm	12.1 cm
6 cm	1.8 cm	3.6 cm	5.4 cm	7.2 cm	9.0 cm	10.9 cm	12.7 cm	14.5 cm
7 cm	2.1 cm	4.2 cm	6.4 cm	8.5 cm	10.6 cm	12.7 cm	14.8 cm	16.9 cm
8 cm	2.4 cm	4.8 cm	7.3 cm	9.7 cm	12.1 cm	14.5 cm	16.9 cm	19.4 cm

90-g tube:

1.78 cm (0.70 in) = approximately 1 g



Formula: Estimated length of SANTYL® Ointment ("SO") needed from 90-g tube
 = Wound area x nickel depth x SO density x approx. length of 1 g of SO
 = (X cm²) x (0.2 cm) x (0.85 g/cm³) x (1.78 cm/g)

Not intended to supersede independent clinical judgment or institutional/agency protocol.

Collagenase SANTYL® Ointment is indicated for debriding chronic dermal ulcers and severely burned areas.

Occasional slight transient erythema has been noted in surrounding tissue when applied outside the wound.

One case of systemic hypersensitivity has been reported after 1 year of treatment with collagenase and cortisone.

Use of Collagenase SANTYL® Ointment should be terminated when debridement is complete and granulation tissue is well established.

Standard Practice Application* for Topical Medications: Collagenase SANTYL® Ointment

1. Verify and confirm patient has received prescription in accordance with physician order
2. Identify patient per agency policy
3. Knock on patient's door for permission to enter
4. Provide privacy for patient
5. Ask patient if they are experiencing any pain, and report per agency policy
6. Explain application to the patient
7. Clean hands per agency policy
8. Set up a clean field near patient
9. Assemble supplies on a clean field per agency policy
10. Don/apply gloves
11. Remove soiled dressing. Dispose of in appropriate container per agency policy
12. Remove gloves
13. Clean hands
14. Remove as much loose debris from the wound as possible
15. Gently cleanse the wound bed with sterile saline or an appropriate wound cleanser (optimal pH 6–8) followed by saline, each time a dressing is changed
16. If necessary, have a **properly licensed clinician** crosshatch thick eschar with a #10 blade to ensure optimal surface contact
17. Apply directly to the wound or to a sterile gauze pad, which is then applied to the wound and properly secured
18. Apply SANTYL® Ointment at 2 mm thickness (approximately nickel thickness)
19. Apply SANTYL® Ointment within the area of the wound
20. Apply once daily (or more frequently if the dressing becomes soiled, as from incontinence). Wounds with sufficient exudate will naturally activate the collagenase enzyme, but a dry wound bed may require additional moisture
21. Wounds with sufficient exudate will naturally activate the collagenase enzyme, but a dry wound bed may require additional moisture
22. Do not use dressings containing silver (Ag) or iodine (I₂) with SANTYL® Ointment, as these ions inactivate collagenase, the active enzyme in SANTYL® Ointment
23. Gather dirty supplies and bag. Dispose of soiled bag per agency policy
24. Remove gloves and cleanse hands
25. Assure patient is safe and comfortable
26. Document application per agency policy which may include wound measurements, assessment of the wound, patient tolerance and pain level at the completion of the treatment
27. If necessary, determine there is enough medication for upcoming topical application. If not, contact ordering provider for prescription refill
28. When necessary, provide application guide to patient and/or caregiver
29. Educate on proper storage of prescription per package insert

*The above recommendations are based on standards and practices commonly utilized by PDQWC members related to the application of Collagenase SANTYL® Ointment in their respective practices; such recommendations are not intended to supersede independent clinical judgment or agency protocols. Where laws, regulations, or other protocols/guidelines require or suggest an alternative approach to be taken, a clinician should follow such measures.

SKILLS CHECKLIST: Application Process for Collagenase SANTYL® Ointment, Version 1

Employee: _____ Date: _____

Evaluator: _____

Steps for Applying Collagenase SANTYL® Ointment		
Performance Criteria	Met	Not Met
Cleanse		
1. Remove as much loose debris from the wound as possible		
2. Gently cleanse the wound bed with sterile saline or an appropriate wound cleanser (optimal pH 6–8) followed by saline, each time a dressing is changed		
3. If necessary, have a <i>properly licensed clinician</i> crosshatch thick eschar with a #10 blade to ensure optimal surface contact		
Apply		
4. Apply directly to the wound or to a sterile gauze pad, which is then applied to the wound and properly secured		
5. Apply SANTYL® Ointment at 2 mm thickness (approximately nickel thickness)		
6. Apply SANTYL® Ointment within the area of the wound		
7. Apply once daily (or more frequently if the dressing becomes soiled, as from incontinence)		
Cover		
8. Wounds with sufficient exudate will naturally activate the collagenase enzyme, but a dry wound bed may require additional moisture		
9. Do not use dressings containing silver (Ag) or iodine (I ₂) with SANTYL® Ointment, as these ions inactivate collagenase, the active enzyme in SANTYL® Ointment		
Considerations in case an infection develops:		
<ul style="list-style-type: none"> You may apply a topical antibiotic powder before applying SANTYL® Ointment If infection persists, discontinue use of SANTYL® Ointment until the infection is resolved 		

Comments (Re: Not Met): _____

Signature of Employee

Signature of Evaluator

Not intended to supersede independent clinical judgment or institutional/agency protocol.

SKILLS CHECKLIST: Standard Practice Application* for Topical Medications (Collagenase SANTYL® Ointment), Version 2

Employee: _____ Date: _____

Evaluator: _____

Standard Practice Application for Topical Medication (page 1 of 2)		
Performance Criteria	Met	Not Met
1. Verify and confirm patient has received prescription in accordance with physician order		
2. Identify patient per agency policy		
3. Knock on patient's door for permission to enter		
4. Provide privacy for patient		
5. Ask patient if they are experiencing any pain and report per agency policy		
6. Explain application to the patient		
7. Clean hands per agency policy		
8. Set up a clean field near patient		
9. Assemble supplies on a clean field per agency policy		
10. Don/apply gloves		
11. Remove soiled dressing. Dispose of in appropriate container per agency policy		
12. Remove gloves		
13. Clean hands		
Cleanse		
14. Remove as much loose debris from the wound as possible		
15. Gently cleanse the wound bed with sterile saline or an appropriate wound cleanser (optimal pH 6–8) followed by saline, each time a dressing is changed		
16. If necessary, have a <i>properly licensed clinician</i> crosshatch thick eschar with a #10 blade to ensure optimal surface contact		
Apply		
17. Apply directly to the wound or to a sterile gauze pad, which is then applied to the wound and properly secured		
18. Apply SANTYL® Ointment at 2 mm thickness (approximately nickel thickness)		
19. Apply SANTYL® Ointment within the area of the wound		
20. Apply once daily (or more frequently if the dressing becomes soiled, as from incontinence)		

Not intended to supersede independent clinical judgment or institutional/agency protocol.

Standard Practice Application for Topical Medication, Continued (page 2 of 2)

Performance Criteria	Met	Not Met
Cover		
21. Wounds with sufficient exudate will naturally activate the collagenase enzyme, but a dry wound bed may require additional moisture		
22. Do not use dressings containing silver (Ag) or iodine (I ₂) with SANTYL® Ointment, as these ions inactivate collagenase, the active enzyme in SANTYL® Ointment		
Considerations in case an infection develops:		
<ul style="list-style-type: none"> • You may apply a topical antibiotic powder before applying SANTYL® Ointment • If infection persists, discontinue use of SANTYL® Ointment until the infection is resolved 		
23. Gather dirty supplies and bag. Dispose of soiled bag per agency policy		
24. Remove gloves and cleanse hands		
25. Assure patient is safe and comfortable		
26. Document application per agency policy which may include wound measurements, assessment of the wound, patient tolerance and pain level at the completion of the treatment		
27. If necessary, determine there is enough medication for upcoming topical application. If not, contact ordering provider for prescription refill		
28. When necessary, provide application guide to patient and/or caregiver		
29. Educate on proper storage of prescription per package insert		

Comments (Re: Not Met): _____

Signature of Employee

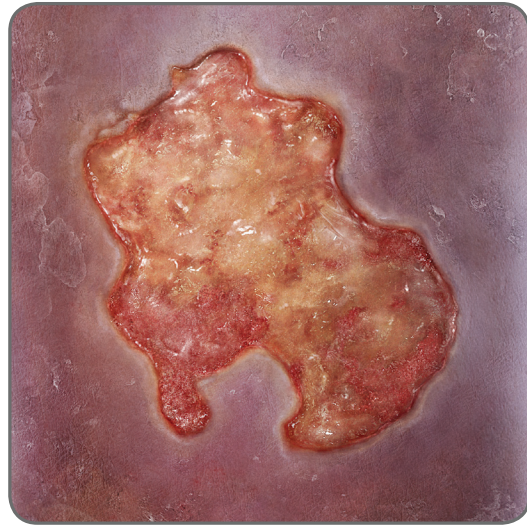
Signature of Evaluator

*The above recommendations are based on standards and practices commonly utilized by PDQWC members related to the application of Collagenase SANTYL® Ointment in their respective practices; such recommendations are not intended to supersede independent clinical judgment or agency protocols. Where laws, regulations, or other protocols/guidelines require or suggest an alternative approach to be taken, a clinician should follow such measures.

Demonstration of Collagenase SANTYL® Ointment Application

Applying Collagenase SANTYL® Ointment to a Wound

Directions: Select a wound, gather supplies and apply demonstration ointment to learn how to apply Collagenase SANTYL® Ointment per package insert.



This is for demonstration purposes only.
Not intended to supersede independent clinical judgment or institutional/agency protocol.

Use the quiz on the following page
as your master copy.
Please make copies for Trainees.

Collagenase SANTYL® Ointment Quiz

Circle the correct answer to the questions listed below:

1. Collagenase SANTYL® Ointment is indicated for debriding chronic dermal ulcers and severely burned areas.
 - A. True
 - B. False
2. Collagenase SANTYL® Ointment is the only FDA approved enzymatic debriding agent.
 - A. True
 - B. False
3. A package insert provides information about a prescription drug including: what it is, how it should be used, how it works, and any safety concerns and precautions to take.
 - A. True
 - B. False
4. The Package Insert for Collagenase SANTYL® Ointment states that the ointment should be applied once daily (or more frequently if the dressing becomes soiled, as from incontinence).
 - A. True
 - B. False
5. Cross-hatching is not recommended when using Collagenase SANTYL® Ointment on wounds with thick eschar.
 - A. True
 - B. False
6. Collagenase SANTYL® Ointment should be applied to the wound
 - A. In a thick film
 - B. 2 mm thickness
 - C. Nickle thick with the wound area
 - D. Answer B and C
7. Collagenase SANTYL® Ointment is a prescription medication for debridement of necrotic wounds. Prior to applying SANTYL® you should:
 - A. Verify the physician's order and prepare supplies
 - B. Knock on patient's door and ask permission to enter room
 - C. Identify patient per policy
 - D. All of the above
8. Do not use the following with Collagenase SANTYL® Ointment as it will deactivate collagenase, the active ingredient in Collagenase SANTYL® Ointment:
 - A. Foam Dressings
 - B. Dressing containing calcium alginate
 - C. Absorptive gauze dressings
 - D. Dressings containing silver (Ag) or iodine (I₂)
 - E. None of the above

Not intended to supersede independent clinical judgment or institutional/agency protocol.

Collagenase SANTYL® Ointment Quiz and Answer Key

Circle the correct answer to the questions listed below:

- Collagenase SANTYL® Ointment is indicated for debriding chronic dermal ulcers and severely burned areas.
 - True
 - False
- Collagenase SANTYL® Ointment is the only FDA approved enzymatic debriding agent.
 - True
 - False
- A package insert provides information about a prescription drug including: what it is, how it should be used, how it works, and any safety concerns and precautions to take.
 - True
 - False
- The Package Insert for Collagenase SANTYL® Ointment states that the ointment should be applied once daily (or more frequently if the dressing becomes soiled, as from incontinence).
 - True
 - False
- Cross-hatching is not recommended when using Collagenase SANTYL® Ointment on wounds with thick eschar.
 - True
 - False
- Collagenase SANTYL® Ointment should be applied to the wound
 - In a thick film
 - 2 mm thickness
 - Nickle thick with the wound area
 - Answer B and C
- Collagenase SANTYL® Ointment is a prescription medication for debridement of necrotic wounds. Prior to applying SANTYL® you should:
 - Verify the physician's order and prepare supplies
 - Knock on patient's door and ask permission to enter room
 - Identify patient per policy
 - All of the above
- Do not use the following with Collagenase SANTYL® Ointment as it will deactivate collagenase, the active ingredient in Collagenase SANTYL® Ointment:
 - Foam Dressings
 - Dressing containing calcium alginate
 - Absorptive gauze dressings
 - Dressings containing silver (Ag) or iodine (I₂)
 - None of the above

Answer Key: 1. A, 2. A, 3. A, 4. A, 5. B, 6. D, 7. D, 8. D

Not intended to supersede independent clinical judgment or institutional/agency protocol.

Use the certificate on the following page
as your master copy.
Please make copies for Trainees.

CERTIFICATE OF COMPLETION

THIS IS TO CERTIFY THAT

Name

HAS SUCCESSFULLY COMPLETED THE COLLAGENASE
SANTYL® OINTMENT COMPETENCY FOR HOME HEALTHCARE PROGRAM

PRESENTED IN THIS THE OF

Date

DESCRIPTION: Collagenase SANTYL[®] Ointment is a sterile enzymatic debriding ointment which contains 250 collagenase units per gram of white petrolatum USP. The enzyme collagenase is derived from the fermentation by *Clostridium histolyticum*. It possesses the unique ability to digest collagen in necrotic tissue.

CLINICAL PHARMACOLOGY: Since collagen accounts for 75% of the dry weight of skin tissue, the ability of collagenase to digest collagen in the physiological pH and temperature range makes it particularly effective in the removal of detritus.¹ Collagenase thus contributes towards the formation of granulation tissue and subsequent epithelization of dermal ulcers and severely burned areas.^{2, 3, 4, 5, 6} Collagen in healthy tissue or in newly formed granulation tissue is not attacked.^{2, 3, 4, 5, 6, 7, 8} There is no information available on collagenase absorption through skin or its concentration in body fluids associated with therapeutic and/or toxic effects, degree of binding to plasma proteins, degree of uptake by a particular organ or in the fetus, and passage across the blood brain barrier.

INDICATIONS AND USAGE: Collagenase SANTYL[®] Ointment is indicated for debriding chronic dermal ulcers^{2, 3, 4, 5, 6, 8, 9, 10, 11, 12, 13, 14, 15, 16, 17, 18} and severely burned areas.^{3, 4, 5, 7, 16, 19, 20, 21}

CONTRAINDICATIONS: Collagenase SANTYL[®] Ointment is contraindicated in patients who have shown local or systemic hypersensitivity to collagenase.

PRECAUTIONS: The optimal pH range of collagenase is 6 to 8. Higher or lower pH conditions will decrease the enzyme's activity and appropriate precautions should be taken. The enzymatic activity is also adversely affected by certain detergents, and heavy metal ions such as mercury and silver which are used in some antiseptics. When it is suspected such materials have been used, the site should be carefully cleansed by repeated washings with normal saline before Collagenase SANTYL[®] Ointment is applied. Soaks containing metal ions or acidic solutions should be avoided because of the metal ion and low pH. Cleansing materials such as Dakin's solution and normal saline are compatible with Collagenase SANTYL[®] Ointment.

Debilitated patients should be closely monitored for systemic bacterial infections because of the theoretical possibility that debriding enzymes may increase the risk of bacteremia.

A slight transient erythema has been noted occasionally in the surrounding tissue, particularly when Collagenase SANTYL[®] Ointment was not confined to the wound. Therefore, the ointment should be applied carefully within the area of the wound. Safety and effectiveness in pediatric patients have not been established.

ADVERSE REACTIONS: No allergic sensitivity or toxic reactions have been noted in clinical use when used as directed. However, one case of systemic manifestations of hypersensitivity to collagenase in a patient treated for more than one year with a combination of collagenase and cortisone has been reported.

OVERDOSAGE: No systemic or local reaction attributed to overdose has been observed in clinical investigations and clinical use. If deemed necessary the enzyme may be inactivated by washing the area with povidone iodine.

DOSAGE AND ADMINISTRATION: Collagenase SANTYL[®] Ointment should be applied once daily (or more frequently if the dressing becomes soiled, as from incontinence). When clinically indicated, crosshatching thick eschar with a #10 blade allows Collagenase SANTYL[®] Ointment more surface contact with necrotic debris. It is also desirable to remove, with forceps and scissors, as much loosened detritus as can be done readily. Use Collagenase SANTYL[®] Ointment in the following manner:

1 – Prior to application the wound should be cleansed of debris and digested material by gently rubbing with a gauze pad saturated with normal saline solution, or with the desired cleansing agent compatible with Collagenase SANTYL[®] Ointment (See **PRECAUTIONS**), followed by a normal saline solution rinse.

2 – Whenever infection is present, it is desirable to use an appropriate topical antibiotic powder. The antibiotic should be applied to the wound prior to the application of Collagenase SANTYL[®] Ointment. Should the infection not respond, therapy with Collagenase SANTYL[®] Ointment should be discontinued until remission of the infection.

3 – Collagenase SANTYL[®] Ointment may be applied directly to the wound or to a sterile gauze pad which is then applied to the wound and properly secured.

4 – Use of Collagenase SANTYL[®] Ointment should be terminated when debridement of necrotic tissue is complete and granulation tissue is well established.

HOW SUPPLIED: Collagenase SANTYL[®] Ointment contains 250 units of collagenase enzyme per gram of white petrolatum USP.

Do not store above 25°C (77°F). Sterility guaranteed until tube is opened.

Collagenase SANTYL[®] Ointment is available in 15 gram, 30 gram, and 90 gram tubes.

REFERENCES: 1. Mandl, I., *Adv Enzymol.* 23:163, 1961. 2. Boxer, A.M., Gottesman, N., Bernstein, H., & Mandl, I., *Geriatrics.* 24:75, 1969. 3. Mazurek, I., *Med. Welt.* 22:150, 1971. 4. Zimmermann, W.E., in "Collagenase," Mandl, I., ed., Gordon & Breach, Science Publishers, New York, 1971, p. 131, p. 185. 5. Vetra, H., & Whittaker, D., *Geriatrics.* 30:53, 1975. 6. Rao, D.B., Sane, P.G., & Georgiev, E.L., *J. Am. Geriatrics Soc.* 23:22, 1975. 7. Vrabec, R., Moserova, J., Konickova, Z., Behoukova, E., & Blaha, J., *J. Hyg. Epidemiol. Microbiol. Immunol.* 18:496, 1974. 8. Lippmann, H.I., *Arch. Phys. Med. Rehabil.* 54:588, 1973. 9. German, F. M., in "Collagenase," Mandl, I., ed., Gordon & Breach, Science Publishers, New York, 1971, p. 165. 10. Haimovici, H. & Strauch, B., in "Collagenase," Mandl, I., ed., Gordon & Breach, Science Publishers, New York, 1971, p. 177. 11. Lee, L.K., & Ambrus, J. L., *Geriatrics.* 30:91, 1975. 12. Locke, R.K., & Heifitz, N.M., *J. Am. Pod. Assoc.* 65:242, 1975. 13. Varma, A.O., Bugatch, E., & German, F.M., *Surg. Gynecol. Obstet.* 136:281, 1973. 14. Barrett, D., Jr., & Klibanski, A., *Am. J. Nurs.* 73:849, 1973. 15. Bardfeld, L.A., *J. Pod. Ed.* 1:41, 1970. 16. Blum, G., *Schweiz. Rundschau Med Praxis.* 62:820, 1973. *Abstr. in Dermatology Digest*, Feb. 1974, p. 36. 17. Zaruba, F., Lettl, A., Brozkova, L., Skrdlantova, H., & Krs, V., *J. Hyg. Epidemiol. Microbiol. Immunol.* 18:499, 1974. 18. Altman, M.I., Goldstein, L., & Horwitz, S., *J. Am. Pod. Assoc.* 68:11, 1978. 19. Rehn, V.J., *Med. Klin.* 58:799, 1963. 20. Krauss, H., Koslowski, L., & Zimmermann, W.E., *Langenbecks Arch. Klin. Chir.* 303:23, 1963. 21. Gruenagel, H.H., *Med. Klin.* 58:442, 1963.

Manufactured by:
 Smith & Nephew, Inc.
 Fort Worth, Texas 76107
 US Gov't License #2004

Marketed by:



1-800-441-8227
 Smith & Nephew, Inc.
 Fort Worth, Texas 76107

Reorder Nos.
 0064-5010-15 (15 g tube)
 0064-5010-30 (30 g tube)
 0064-5010-90 (90 g tube)

© 2014 Smith & Nephew, Inc.
 SANTYL is a registered trademark of
 Smith & Nephew, Inc.
 140385-0814

References: 1. Motley TA, Lange DL, Dickerson JE, Slade HB. Clinical outcomes associated with serial sharp debridement of diabetic foot ulcers with and without clostridial collagenase ointment. *Wounds*. 2014;26:57-64. 2. Milne CT, Ciccarelli AO, Lassy M. A comparison of collagenase to hydrogel dressings in wound debridement. *Wounds*. 2010;22:270-274. 3. Alvarez OM, Fernandez-Obregon A, Rogers RS, Bergamo L, Masso J, Black M. A prospective, randomized comparative study of collagenase and papain-urea for pressure ulcer debridement. *Wounds* 2002;14:293-301.

