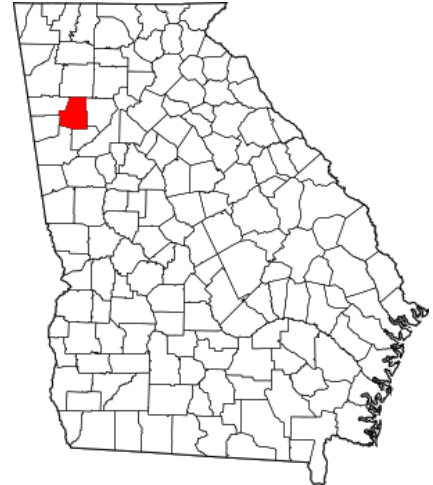


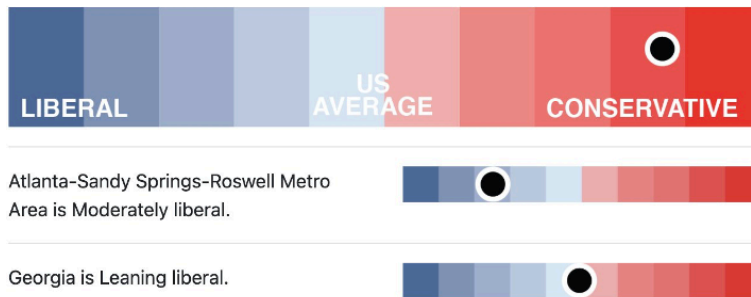
DEMOGRAPHIC DATA



Georgia

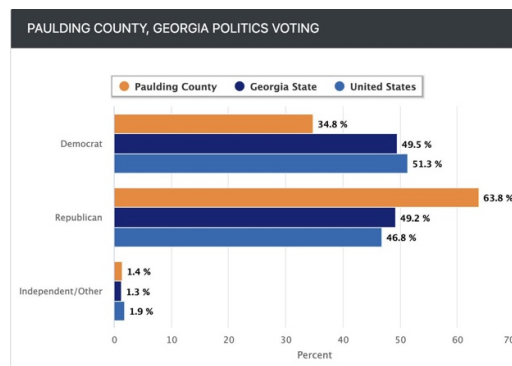


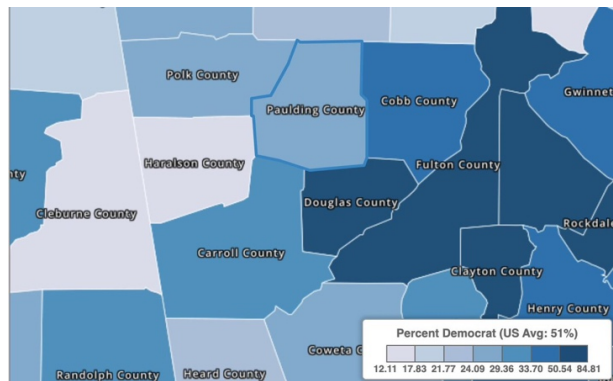
Paulding County



As you can see above, Georgia as a whole is moving left, and is poised now almost exactly at the center of the American debate. But Georgia is not a monolith, and strategies and tactics that can succeed in the “Metro Counties” surrounding Atlanta will surely fail in the mostly far-right rural counties. What is needed in the rural counties is 365-day-a-year grassroots action. And this grassroots action must come from people who live there.

DIVIDE BETWEEN METRO AND RURAL AREAS





(Source: Atlanta Journal Constitution)

Politics & Voting in Paulding County, Georgia

The Political Climate in Paulding County, GA is Strongly conservative.

In Paulding County, GA 34.8% of the people voted Democrat in the last presidential election, **63.8% voted for the Republican Party**, and the remaining **1.4% voted Independent**.

In the last Presidential election, Paulding county remained overwhelmingly Republican, 63.8% to 34.8%.

Paulding county voted Republican in every Presidential election since 2000

Unlike Georgia overall, where there is almost exact parity between the two parties, in Paulding there is a 30-point divide, favoring the Republicans.

So, hopeless situation, right? Well, maybe not so fast.

As you can see in the map directly above, there is a bluing trend moving both east and westward in Northwest Georgia, emanating from Atlanta's Fulton County, just Southwest of Paulding.

Cobb County, directly to Paulding's east is bluing, Carroll County to the South is bluing, and Douglas is totally blue.

Even for many Republicans, the rodeo clown antics of Marjorie Taylor Greene and the tragic brain damage and dramatic home life of Herschel Walker are becoming an embarrassment. Donald Trump is losing political influence there, with voters largely ignoring his endorsements.

And over a hundred years of Republican leadership has not been good for Paulding County. Opioid deaths are close to double the national average. Bridges, roads are decaying, a corrupt Governor is withholding federal infrastructure funds for his own corrupt purposes, the schools are ranked near the bottom of the nation. Medical bankruptcy and suicide are epidemic. Clinics and hospitals are disappearing. Voter

suppression is rampant, both in the form of things like closed polling stations and restrictive legal rulings but also in the less quantifiable forms of shunning, intimidation, and the threat of physical violence.

WHITE ANXIETY

A mere glance at the numbers in Georgia helps explain the increasing anxiety of the white supremacists of Georgia—the population of the state has more than doubled since 2000, and only 27% of that growth spurt is white, with the remainder being largely liberal-leaning POC. The white majority is dwindling fast. It's still there, but.

In the last 22 years, a white majority of over 70% has shrunk to around 53%. Not that it took that to instigate voter suppression of minority voters:

This is an excellent linked site for more detailed demographic information.

<https://data.census.gov/cedsci/profile?g=0400000US13>

2020 census

Paulding County racial composition ^[16]		
Race	Num.	Perc.
White (non-Hispanic)	108,444	64.3%
Black or African American (non-Hispanic)	36,609	21.71%
Native American	394	0.23%
Asian	1,926	1.14%
Pacific Islander	114	0.07%
Other/Mixed	8,610	5.1%
Hispanic or Latino	12,564	7.45%

Poverty high, teacher count low

Gender Distribution



● Female 48% ● Male 52%

Total Economically Disadvantaged (% of total) ⓘ 47%

Free Lunch Program (% of total) ⓘ 38%

Reduced-Price Lunch Program (% of total) ⓘ 9%

Full-Time Teachers 99