



# Quilters Guild of the Southern Crescent

QGSCquilters.com ~ email: [QGSCquilters@gmail.com](mailto:QGSCquilters@gmail.com) ~ Follow us on Facebook

QGSC Mailing Address: PO Box 2073 ~ Peachtree City, GA 30269

## Here's What You Need to Know Now!

### Inside This Issue

Block of the Quarter	6
Board Minutes	
Book Club	6
Challenge Quilt	9
Community Service	10
Contact Info	
From the President	2
Library	6
Membership	8
Monthly Mini	6
Officers & Committees	
Opportunity/Raffle Quilt	8
Out & About Town	11
Photos from March	
Program Calendar (full year)	3
Show and Tell	7
Slow Stitchers	8
Sunshine and Shadows	6
Thursday Night Meetings	2
Upcoming Programs & Workshops	4-5

### FROM THE PRESIDENT...

**Karen Shelnett**  
See Page 2

### Newsletter Email Attachments:

- Challenge Quilt Guidelines
- Challenge Quilt Planning Doc
- Community Service 1 Day Sew-In Retreat
- Modern Block of the Quarter
- Raffle Quilt Block Pattern

Tue 4/7	<b>Board Meeting</b> 7:00pm – 8:00pm	<b>ZOOM</b>
Thurs 4/9	<b>Guild Meeting</b> 6:30pm Social Time 7:00pm - 8:30pm Evening Meeting	<b>Postcards</b> - Create fabric postcards to send to your friends. Presented by Brandi Shockley & Joan Willcocks
Fri 4/10	<b>Guild Meeting</b> 1:00pm Social Time 1:30pm – 3:00pm Day Meeting	<b>Ribbons, Ribbons, Ribbons</b> - Hand and machine embellishment on quilts and other projects. Presented by Joan Willcocks
Fri 4/17	<b>Community Service Sew-in</b> 10:00am-4:00pm	<b>Make Settle Mats</b> Location: Claudia Wood's Studio (see flyer)
Fri 4/20	<b>Newsletter Articles are due!</b> Email to: <a href="mailto:qgscquilters.newsletter@gmail.com">qgscquilters.newsletter@gmail.com</a>	
Tue 4/21	<b>Book Club</b> 12:00pm – 2:00pm	
Tue 5/5	<b>Board Meeting</b> 7:00pm – 8:00pm	<b>ZOOM</b>
Thurs 5/7	<b>Guild Meeting</b> 6:30pm Social Time 7:00pm - 8:30pm Evening Meeting	<b>Meet &amp; Greet</b> with Jeanette Walton <a href="http://createwhimsy.com">http://createwhimsy.com</a>
Fri 5/8	<b>Workshop</b> 9:30am - 12:30pm	<b>Foundation Paper Piecing</b> - Jeanette Walton \$40 + pattern (see page 5)
Fri 5/8	<b>Guild Meeting</b> 1:00pm Social Time 1:30pm – 3:00pm Day Meeting	<b>Create Whimsy with Foundation Paper Piecing &amp; Trunk Show</b> - Jeanette Walton
Tue 5/19	<b>Book Club</b> 12:00pm – 2:00pm	
Wed 5/20	<b>Newsletter Articles are due!</b> Email to: <a href="mailto:qgscquilters.newsletter@gmail.com">qgscquilters.newsletter@gmail.com</a>	

Unless otherwise noted, all meetings are at  
Evergreen Church, 400 Windgate Rd, Peachtree City, GA.

**SPRING-ING**

Daffodils! Retreat! Sewing with the windows open after pollen season! Tulips! Birds nesting and fledglings trying their wings. What are you sewing new this Spring? I'm excited about trying something new for the 2026 Challenge "Birds of a Feather Quilt Together". I love the theme and am already designing a wall hanging (or maybe table runner) in my head.



Picture by Karen taken at Atlanta Botanical Garden

Speaking of quilting together, I was so inspired by our own QGSC members Brandi Shockley and Candy Shively who taught the March programs. The creativity in photographing quilts expanded my imagination in how I could photograph mine. Why just hang it on a rail or wall...what about my back fence, or in the garden, or with someone taking a nap with it?

Candy's words of wisdom about exhibiting quilts are still resonating with me, especially "never sew for an exhibit, only sew for your own creativity."

April will feature two more of our talented members. Check out the details on the programs page 4. I know that their programs will be stellar.

As we look at "spreading our wings" this year, I wonder how our guild can spread its wings? How can we share about this wonderful group of people who are encouraging us in our

successes and difficulties? How many of us have neighborhood or community organizations that have a social media page? Or have a bulletin board at church or school? Nicole Goodman has created posters that can be shared. I have included images that can be printed or posted digitally. Who in our neighborhood is a quilter and has never considered joining a guild?

Or maybe there is a new mom or dad that needs a new hobby that can be done at home?

How can you help the guild spread the news about how much fun quilting is?

Happy Spring to you! Keep on stitching,

Karen

**Looking ahead....Friday, June 6th**

Don't forget to plan ahead for our Semi-quincentennial as all members are invited to bring their patriotic quilts, wall hangings, runners and other for a special Member sponsored Trunk Show!



## 2026 PROGRAM CALENDAR

<p><b>JANUARY</b>  <b>Night: Thu 1/8 @ 7:00-8:30</b>  <b>Social 6:30</b>  <b>Kick-off of 2026 Theme:</b> "Spread Your Wings" with new evening format, intro to Modern Block of Quarter, Community Service speaker.</p> <p><b>Day: Fri 1/9 9:30 am-5:00 pm at PTC Library Floy Farr Room</b>                  Doors open at 9 am                  Community Service Sew-cial 9:30 - 12:30 &amp; 3:00 - 5:00.  <b>Social 1:00pm</b>  <b>Meeting: 1:30-3:00</b>  <b>Kickoff of 2026 Theme</b> "Spread Your Wings", Community Service Speaker, and Presentation of Dispatcher Quilts.</p>	<p><b>FEBRUARY</b>  <b>Night: Thu 2/12 @ 7-8:30 pm</b>  <b>Social 6:30</b>  <b>Meet &amp; Greet</b> Kris Vierra, The Accidental Quilter [<a href="https://quilterontherun.com/">https://quilterontherun.com/</a>]</p> <p><b>Workshop: Fri 2/13 9:30 am-12:30 pm</b>  <b>Tsukineko Inks</b> Hands on marbling, stenciling, and fabric painting.</p> <p><b>Day: Fri 2/13 @ 1:30-3 pm</b>  <b>Social 1:00</b>  <b>The Accidental Quilter's Journey and Trunk Show</b> with Kris Vierra</p> <p><b>Workshop: Fri 2/13 - 6:30-8:30pm</b>  <b>Sandwich Meal @ 6:00</b>  <b>Quilt to Couture</b> - Kris Vierra</p>	<p><b>MARCH</b>  <b>Night: Thu 3/12 @ 7-8:30 pm</b>  <b>Social 6:30</b>  <b>Take Your Best Shot</b> How to photograph your quilts for presentation, show, or records with Brandi Shockley.</p> <p><b>Day: Fri 3/13 @ 1:30 - 3 pm</b>  <b>Social 1:00</b>  <b>"The In's and Out's of Exhibit Quilting"</b>- Candy Shively presents a deep dive into the process of exhibiting quilts plus</p> <p><b>2026 Challenge Quilt Reveal</b> - Danna Freaney</p> <p><b>Modern block of the quarter #1 due</b></p> <p><b>Retreat: March 26-29</b></p>
<p><b>APRIL</b>  <b>Night: Thu 4/9 @ 7-8:30 pm</b>  <b>Social 6:30</b>  <b>Postcards</b> - Create fabric postcards to send to your friends or to be part of a guild fundraiser. Brandi Shockley &amp; Joan Willcocks</p> <p><b>Day: Fri 4/10 @ 1:30 - 3 pm</b>  <b>Social 1:00</b>  <b>Ribbons, Ribbons, Ribbons</b> - Hand and Machine Embellishment on quilts and other projects with Joan Willcocks</p> <p><b>Community Service Sew in: Fri 4/17 @ 10:00am - 4:00pm</b>                  At Claudia Wood's Studio</p>	<p><b>MAY</b>  <b>Night: Thu 5/7 @ 7-8:30 pm</b>  <b>Social 6:30</b>  <b>Meet &amp; Greet</b> with Jeanette Walton [<a href="http://createwhimsy.com">http://createwhimsy.com</a>]</p> <p><b>Workshop: Fri 5/8 @9:30 am-12:30 pm</b>  <b>Foundation Paper Piecing</b> - Jeanette Walton \$40</p> <p><b>Day: Fri 5/8 @ 1:30 - 3 pm</b>  <b>Social 1:00</b>  <b>Create Whimsy with Foundation Paper Piecing &amp; Trunk Show</b> - Jeanette Walton</p>	<p><b>JUNE</b>  <b>Night: Thu 6/11 @ 7-8:30 pm</b>  <b>Social 6:30</b>                  TBD</p> <p><b>Day: Fri 6/12 @ 1:30 pm - 3:00 pm</b>  <b>Social 1:00 pm</b>  <b>Semi-quincentennial</b>                  Member led Patriotic Trunk Show &amp; Summer Social</p> <p><b>Modern block of the quarter #2 due</b></p>
<p><b>JULY</b>  <b>Night: Thu 7/9 @ 7-8:30 pm</b>  <b>Social 6:30</b>  <b>Introduction to "Faces" of Quilters and how to prepare for Workshop</b> - Evie Tomlinson</p> <p><b>Day: Fri 7/10 @ 1:30 - 3 pm</b>  <b>Social 1:00</b>  <b>Introduction to "Faces" of Quilters and how to prepare for Workshop</b> - Evie Tomlinson</p> <p><b>Workshop: Sat 7/11 @ 10:00 - 3:00</b>  <b>"Faces"</b> with Evie Tomlinson                  Note: QGSC "Faces" will be displayed at the PTC Library in 2027.</p>	<p><b>AUGUST</b>  <b>Night: Thu 8/13 @ 7-8:30 pm</b>  <b>Social 6:30</b>  <b>Meet &amp; Greet</b> with Tammy Silvers [<a href="https://www.tamarinis.com/">https://www.tamarinis.com/</a>]</p> <p><b>Day: Fri 8/14 @ 1:30 - 3 pm</b>  <b>Social 1:00</b>  <b>Deep Dive Into Batiks</b> - Tammy Silvers</p> <p><b>Modern block of the quarter #3 due</b></p>	<p><b>SEPTEMBER</b>  <b>Night: Thu 9/10 @ 7-8:30 pm</b>  <b>Social 6:30</b>  <b>Meet &amp; Greet</b> with Liz Dougherty [<a href="http://www.freespiritfabrics.com">http://www.freespiritfabrics.com</a>]</p> <p><b>Day: Fri 9/11 @ 1:30 - 3 pm Social 1:00</b>  <b>Free Spirit Fabrics Trunk Show</b> - Liz Dougherty</p> <p><b>Workshop: Sat 9/12</b>  <b>TBD</b> - Liz Dougherty</p>
<p><b>OCTOBER</b>  <b>Night: Thu 10/8 @ 7-8:30 pm</b>  <b>Social 6:30</b>  <b>What Makes Modern Quilting</b> - Jenny Hynes</p> <p><b>Fri 10/9 1:30 - 3 pm Social 1:00</b>  <b>Auction</b> - TBD</p>	<p><b>NOVEMBER &amp; DECEMBER</b>  <b>Night: Thu 11/12 @ 7-8:30 pm</b>  <b>Social 6:30</b>  <b>Holiday Make and Take</b></p> <p><b>Day: Fri 11/13 @ 1:30 - 3 pm</b>  <b>Social 1:00</b>  <b>How to Read a Quilt</b> - Tara Miller [<a href="http://quilttdistrict.com">quilttdistrict.com</a>]</p> <p><b>Modern block of the quarter #4 due</b></p> <p><b>Sat. 12/5 @ 11:30 - 3:00</b>  <b>Holiday Party &amp; 2026 Challenge Reveal</b></p>	<ul style="list-style-type: none"> <li>Unless otherwise noted, meetings are at Evergreen Church in Peachtree City.</li> <li>Thirty (30) minute "social hour" precedes meeting times noted here.</li> <li>Come early to check in Show and Tell quilts.</li> <li>You will be notified of changes to this calendar by email, our website and Facebook.</li> <li>Visitors may attend two meetings as a Guest.</li> </ul>

## Upcoming Programs and Workshops

**THURSDAY, APR 9**  
**6:30 Social Time**  
**7:00 - 8:30 Guild Meeting**  
**Evergreen Church – Upstairs**

**“Postcards”** - Postcards with fabric fronts! Joan Willcocks and Brandi Shockley will guide us in creating personal missives to mail friends and family.

Bring your fabric scissors & a focus on creating small personal hellos to send. Plan to leave with your card ready for final stitching at home!



**FRIDAY, APR 10**  
**1:00 Social Time**  
**1:30 - 3:00 Guild Meeting Evergreen Church**



**Ribbons, Ribbons, Ribbons”** - Not just for hair, or awards, but for an extensive creative resource to make flowers, clothing, accents on quilts... the potential is endless!

Joan Willcocks will lead us in discovering ways to use ribbons with examples. You will leave with a sample of how to ribbon your way forward!

**Bring a glue gun if you have one, fabric scissors and a desire to have fun!**

*Ribbon woven top from the estate of Dr. Mary Ben Christiansen, compliments of Gary Weldon*

APRIL

# Upcoming Programs and Workshops

**THURSDAY, MAY 7**  
**6:30 Social Time**  
**7:00 - 8:30 Guild Meeting**  
**Evergreen Church – Upstairs**  
**Meet & Greet with nationally known educator Jeanette Walton**  
**[<http://createwhimsy.com>]**



**FRIDAY MAY 8**  
**9:30am -12:30pm**  
**Evergreen Church – Upstairs**




**\*IMPORTANT! Sign up asap to assure your spot!**

Contact Lisa Dempsey or Jennifer Hollett. Contact information on page 15.

Cost is \$40.00 for class and \$13 for required pattern, total: \$53.00 payable to QGSC.

Payment can be made at the April meeting but *register now to assure your spot and pattern!*

**FRIDAY, MAY 8**  
**1:00 Social Time**  
**1:30 - 3:00 Guild Meeting Evergreen Church**  
**Create Whimsy with Foundation Paper Piecing & Trunk Show** - Jeanette Walton




**Finally, to be ready... we will be hosting a Cutting Party!**

*Jeanette says cutting takes up a good amount of time, so to make best use of our Workshop, Jeanette has offered to lead us (by Zoom) before workshop in Cutting Out the pattern, which assures our focus will be on the skills she will be sharing.*

Zoom date TBD.

With the precutting done, Jeannette expects we should be close to finishing the Woven Ribbon Star project that day!



**BETWEEN THE SEAMS BOOK CLUB**


**Deb Sweeney**

Our book club meets on the third Tuesday of each month from 12 noon to 2 pm at Evergreen Church.

Bring your lunch and let's discuss books, have fun, and enjoy each other's company. All are welcome, even if you haven't finished the book! It's a great way to get to know your fellow quilters in a relaxed and comfortable setting.

**Our next reads**

- April 21: *The Correspondent* by Virginia Evans.
- May 19: *Winter Garden* by Kristin Hannah.
- June 16: *Theo of Golden* by Allen Levi.



**SUNSHINE AND SHADOWS**

**Joann Gorrell**

Whenever a guild member informs me that a card is needed, I make sure to send one on behalf of our guild. To respect everyone's privacy, I do not announce who the recipient is or the reason for the card—sharing that information with the general membership remains the individual's choice. If you are unsure whether I have been notified, please go ahead and send me your request. It is always better to receive multiple notifications than to miss someone in need of our support.

**MODERN BLOCK OF THE QUARTER**

**Jennifer Hollett**

This block will be due and raffled off at the June meetings.

Once again, the person who brings the most blocks to each meeting will win a small prize.

Instructions are attached to the email distribution.



**LIBRARY**

**David Scott**

The guild has a wonderful library of resources to support your quilting projects. Explore the library and discover ideas for a new technique and inspiration for your next project.

**MONTHLY MINI**

**Mayra Diaz**

This is the monthly mini for April donated by Sherri Hutson. It is a dish dryer that you can wear around your neck.



The monthly mini for March went to Carol Rosenthal, a Lazy girl designs wallet made by Joan Wilcocks. Forty-four members participated.

We still have openings for coming months.

Without donations there is no monthly mini for that month!!!

**See Mayra Diaz, Monthly Mini Chair**


**2026 Monthly Mini Donation Sign up**

Month	Name	Month	Name
January	Mary Goodner	<b>July</b>	<b>??</b>
February	Jennifer Hollett	<b>August</b>	<b>Susan Peryam</b>
March	Sherri Hutson	September	Sarah Swab
April	Joan Wilcocks	October	Candy Shively
May	Judy Daymont	November	Wanda Huderski
June	Joan Wilcocks	-	-

**SHOW AND TELL**

**Abbie Ross**


We are **COUNTING** on you to **show off** your creations.



**There will be an End of Year Recognition for Day and Night Meetings in Four Categories.**

<b><u>Night Meeting</u></b> Total quilts shown: 19	<b><u>Category</u></b>	<b><u>Leaders for each category</u></b>	
		<b><u>Name</u></b>	<b><u>#</u></b>
	Community Service	Judy M	3
	Wall hanging and smaller	Sue Klinker	7
	Lap size and larger	Jean Shealy & Tami Walker	2 each
	Clothing	Jenny Hynes	1
<b><u>Day Meeting</u></b> Total quilts shown: 60			
	Community Service	Jean Raines with 14	14
	Wall hanging and smaller	David Scott & Joan Willcocks	3 each
	Lap size and larger	Paula Preti	5
	Clothing	Jennifer Hollett	1

<b><u>Category</u></b>	<b><u>Description</u></b>
Community Service	See the list of focus organizations under Community Service on page 10.
Wall Hanging or Smaller Item	Wall hangings 36" X 48" or smaller Pillowcases Placemats Table runners Block of the Quarter
Lap Size or Larger Quilt	37" X 49" or larger
Clothing	All wearable quilted clothing



Make sure you check in your Show and Tell item before the meeting for counting and display. You will be assigned a number to line up and show your creation during the meeting.

**Questions: ?**

Text or Email Abbie Ross. Contact information on page 15.

**SLOW STITCHERS**

**Karen Shelnutt**

**What:** a very casual gathering of stitchers who love to sew and laugh and share their most recent creations.

**When:** April 10<sup>th</sup> 10:00 am - noon  
(Friday morning prior to the Day Guild meeting)

**Bring:** Handwork, embroidery, applique, binding, EPP, etc. and lunch.

**Curious?** If you do not have any handwork and are curious about the many options, feel free to come and see what this group is up to. Participants are always willing to share and teach.

**Questions?:** Contact Karen Shelnutt.  
Contact information on page 15.



Slow stitchers, share projects, and brainstorm solutions. Wanda sharing her creative thoughts with Lisa.

**2026-27 RAFFLE/OPPORTUNITY QUILT**

**Jenny Hynes**

Guild members please help us get started with our 2026-27 raffle quilt /opportunity quilt. We need some 72 blocks, and it's a pattern you may be familiar with.

See the instructions attached to the newsletter for the updated X-Block in white, black, gray, and red/orange/yellow attached to the newsletter email. Use fabric from your stash or ask me if you don't have the selected colors.

Note: This block is similar to but not exactly like our Modern BOQ from 2025! Dimensions and colors are slightly different!

Bring your blocks to a guild meeting by the end of June or send them to Jenny Hynes (see contact info on page 15 -- we'll arrange a meet-up). Any questions? Ask Jenny! Thanks for your help with this project.



**MEMBERSHIP**

**Sarah Swab**

There are currently 74 members in the Guild.

March attendance: Evening – 25 & 1 Guest / Day - 34.

## 2026 CHALLENGE QUILT

## "Birds of a Feather Quilt Together"

Danna Freaney

For the challenge this year, we will go back to basics with traditional patchwork piecing using Squares, Rectangles and Triangles (including snowball/stitch & flip corners). We will use these shapes to make **block birds** and all elements of our quilt. Block birds are any bird block using only the shapes of Squares, Rectangles and Triangles (including snowball/stitch & flip triangles). By keeping the shapes simple, you are challenged to use creativity in elements of design, fabric choice, layout, etc. to make your quilt SOAR!

Once you start making birds, it is hard to stop!! You may use a pattern or design your own.



Embellishments may be added to the quilt, but the basic elements of your quilt top should be added through the traditional patchwork piecing.

The quilts will be due at the Holiday Party on December 5th.

### Challenge Ribbon Categories:

- **Favorite "Nothing But Birds"**
  - Quilt made of bird blocks only.
- **Favorite "Birds Making the Scene"**
  - Quilt made with bird blocks within a scene or with other features. Example: In a scene such as a birdhouse, in a garden, at the beach, in a tree or on a dragon! Other features may include blocks such as HST's, flying geese or pinwheels.
- **Favorite "Modern Bird Interpretation"**
  - Bird quilt most likely to show at QuiltCon! In this category, your bird quilt can also be used to "make a statement" with block letters and birds.
- **Most Creative Use of Fabric**
  - Quilt made by:
    - Creating fabric with a technique from one of our past speakers (dyed, stamped, printed, painted, colored)
    - Using an online design platform to create fabric
    - Using an unusual fabric. (Ties, clothing?). Any creative use of fabric.

- **Fan Favorite Block Bird Quilt**

- Pick your favorite! The one that inspires you to make another block bird quilt in 2027!

A printable Challenge information page and Challenge planner page is attached to the Newsletter email and can be found on the members only page of the website. They will also be available at meetings.

**\*\*Important:**

*For the March day or night meetings, bring a sample bird block made of scraps or any other materials to be entered into a drawing at the day meeting for a small prize.*

*This will give us a chance to get started and inspire each other in our creative challenge journey!*

Thank you, Guild Members, for your enthusiastic support of Community Service!

Here is what we have already made and turned in to distribute in the community:

- 3 Twin-size quilts for Bloom Closet and 2 pillowcases
- 1 NICU quilt and 4 "Scent Squares"
- 8 Large, 4 Medium and 10 Small Service Dog Settle Mats (AKA "Doggie Blankets") for veterans in the "Tales of Hope" program at Coco's Cupboard Dog Rescue. We will also distribute some to homeless veterans with dogs.

This makes a total of 29 projects donated since January, and more are being finished at home. Well done, Quilters!

**See the attachment to this newsletter with details about a community service retreat on Friday April 17<sup>th</sup> from 10-4. Sign up with Claudia Wood. Contact information on page 15.**

In 2026, we will be featuring Tails of Hope and the NICU Parent Club, but I want to encourage everyone to make quilts for any charity that is meaningful to you. Every quilt makes a difference to someone!

Type of Quilt	Organization	Size Range
Baby Quilts	Pregnancy Resource Center	Width: 30" - 45" Length: 40" - 55"
Neonatal ICU Isolette Quilts <i>Black, white and any additional colors mixed</i>	NICU in Piedmont Fayette and Newnan Hospitals	Width: 60" Length: 60"
Neonatal ICU Lap Quilts <i>Any color, baby friendly materials and prints</i>	NICU in Piedmont Fayette and Newnan Hospitals	Width: 30" Length: 30"
NICU Scent Squares <i>2 pieces of fabric, wrong sides together, no batting</i>	NICU in Piedmont Fayette and Newnan Hospitals	Width: 3" Length: 3"
Throws for Children, Youths, & Adults	Christian City	Width: 45" - 60" Length: 65" - 75"
Patriotic Quilts for Veterans	Quilts of Valor	Width: 55" - 72" Length: 65" - 90"
Throws & Pillowcases for Youths 10 & Up	Bloom Closet	Width: 45: - 60" Length: 65: - 75"
Settle Mats for service dogs of veterans <i>Cotton fabric, thin batting or 2 layers of flannel.</i>	Tails for Hope	Size: 24" x 44"



## OUT AND ABOUT TOWN

### Rare International Quilt Exhibition from Japan to Be Exclusively Featured at Southeastern Quilt and Textile Museum

Carrollton, GA — The Southeastern Quilt and Textile Museum (SQTM) is proud to present *Quilts Japan: The 17<sup>th</sup> Annual Quilt Nihon*, on view **March 21 through June 16, 2026**. SQTM is the exclusive Southeast host for this internationally celebrated exhibition, which premieres at the Tokyo Metropolitan Art Museum before traveling to only a select number of venues worldwide.

---

*In the United States Quilts Japan will appear at just four museums, making its stop in Carrollton a rare and special opportunity for the community to experience one of the world's most prestigious quilt exhibitions close to home.*

---

The exhibition features extraordinary and innovative works selected from the biennial competition of the Japanese Handicraft Instructors' Association (JHIA), which sponsors the largest and one of the most respected quilt competitions in Japan. Visitors will see award-winning and notable pieces, including works from the competition's newest category, miniature quilts.

"This is truly a once-in-a-lifetime exhibition for our region," said Amy Loch, Executive Director of the Southeastern Quilt and Textile Museum. "While the craftsmanship is world-class, the experience itself is unmatched. Visitors of all ages can be captivated by the beauty, detail, and storytelling found in each quilt, whether they are seasoned textile enthusiasts or stepping into a quilt museum for the first time."

The Southeastern Quilt and Textile Museum is located at 306 Bradley Street in Carrollton, Georgia, and is open Tuesday through Saturday from 10 a.m. to 4 p.m. Regular admission is \$8, with discounts available. For more information about upcoming exhibits and programs, visit [sqtmuseum.org](http://sqtmuseum.org).

#### About the Southeastern Quilt and Textile Museum

The Southeastern Quilt and Textile Museum preserves and celebrates the rich textile heritage of the Southeast through exhibitions, education, and community engagement. Located in historic downtown Carrollton, Georgia, the museum showcases traditional and contemporary textile art and regional history while offering programs, classes, and events for visitors of all ages and skill levels.

For more than 50 years, JHIA has promoted handcrafted arts in Japan through education and instructor training in eight specialties, including quilting, knitting, embroidery, lace making, painting, weaving, leatherwork, and flower art. With more than 12,000 members and 7,000 certified quilt instructors, the organization is recognized internationally for advancing excellence in textile arts.



Though internationally renowned, *Quilts Japan* offers an engaging and accessible experience for everyone. The exhibition invites families, students, artists, and curious visitors of all ages to explore the precision, creativity, and cultural expression woven into each piece.

"Hosting Quilts Japan places SQTM on an international stage and reinforces that our museum is a vibrant, welcoming space for everyone," said Melanie McClellan, Board Chair of the Southeastern Quilt and Textile Museum. "This exhibition invites curiosity, creativity, and connection across generations, and we are proud to offer this rare experience to our region."