

INSIDE THIS ISSUE	PAGE
2025 Board Meetings	8
2025 Challenge	9
Auction	7
Board Minutes	na
Book Club	8
Community Service	6
Contact Info	na
Funky Fashion Show	1,3,7
Library	11
Member Features	11-12
Membership	7
Monthly Mini	10
Officers & Committees	na
Pop-Up Events	7
Program Calendar	2-4
Quilt Appraisals - Aug.	5
Retreat	10
Show and Tell	10
Slow Stitching	8
Sunshine & Shadows	7
Ties - Sept. Program	5



QUILTERS GUILD OF THE SOUTHERN CRESCENT

FROM THE LEADERSHIP TEAM:

TERI BIGLANDS, JUDY DAYMONT, JANE McAFEE, EVIE TOMLINSON

Dear Quilting Friends:

While I was gathering inspiration for this letter, I googled “quilting humor” and found a mountain of comics, puns, truths & truisms and double entendres (all were of the clean kind). They brought a smile to my face! As you have heard many times: quilts and quilt-making meet so many of our needs. They foster a sense of community, meet our desire to be useful, provide an outlet for creative expression and, perhaps most of all, bring joy and comfort into our lives.

I’m facing a bit of challenge in the next few months. We are building a house and will be moving before the end of the year; assuming the weather and supply chains cooperate. Fortunately, I will have about the same amount of quilting space and storage as I have now. My quandary? Do I purge and prioritize, ridding myself of marginal fabric and notions now? Or keep it and cull out later when settled? How do y’all decide? I have a “system” for paring down. I ask myself if the item brings me JOY. If it does, I keep. If I’m only keeping it because it might have some utility – I toss.



I’m writing this as I watch the Men’s finals of Roland Garros, known in the U.S. as the French Open, one of the four grand slams in tennis. The logo [Renault’s] on the net has intrigued me throughout the 2 week tournament. So, to make good use of my time during the FIVE hour match, I designed a quilt using that motif. The design may not be totally original, but it is definitely on my “must make” list. Remember, you never know where you’ll find inspiration for your next quilt!

BTW – I lost a bet with a friend on who would win the tournament. Now I owe her a drink; so maybe it still is a win-win!

Yours in Quilting, Judy D.

Newsletter Email Attachments:

*Modern Block of Quarter 3
Funky Fashion Show Info
HST Workshop Supply List*

Newsletter Articles are due
Thursday, July 10
qgscquilters.newsletter@gmail.com

Next Board Meeting:
Tuesday, June 24
6:30 PM - ZOOM

P.S. Invite your friends & family to our next Guild meeting on Thursday, June 26 at 7 pm (6:30 pm for fellowship). Many members – including you I hope – will model their Funky Fashion creations! It is not too late to put your fabric stash to good use and create, modify, or repurpose some wearable (hat, scarf, garment, purse, etc. – all are fair game!) Phyllis has lined up some “outsiders” to judge the entries so you know it will be a fun time! Your friends will love to root for you and see all the lovely items.

We will also celebrate the great weather with our annual Summer Social. Not sure exactly what treats Molly and Deb S. have in store for us, but I know they will be scrumptious!

What's Happening

JUNE

Tue. 6/17	12:00 pm - 2:00 pm	Book Club	p. 8
Tue. 6/24	6:30 pm - 7:30 pm	Board Mtg ZOOM	p. 8
Thu. 6/26	6:30 pm - 7:00 pm 7:00 pm - 8:30 pm	Social Time Guild Meeting <i>Summer Social and Funky Fashion Show</i>	p. 3, 4, 7
Fri. 6/27	10:00 am - 12:30 pm 1:00 pm - 1:30 pm 1:30 pm - 3:00 pm	Slow Stitching Social time Guild Meeting <i>Quilting to Cosplay with Teri Biglands</i>	p. 8 p. 3, 4
Sat 6/28	9:30 - 4:30 10:00 - 4:00	Community Service Sew-In Intro to Quilting Floy Farr room downstairs at Peachtree City Library	p. 6 p. 6

JULY

Tue. 7/15	12:00 pm - 2:00 pm	Book Club	p. 8
Tue. 7/22	6:30 pm - 7:30 pm	Board Mtg ZOOM	p. 8
Thu. 7/24	6:30 pm - 7:00 pm 7:00 pm - 8:30 pm	Social Time Guild Meeting <i>Making the Most of Half-Square Triangles with Jenny Hynes</i>	p. 3, 4
Fri. 7/25	10:00 am - 12:00 pm 1:00 pm - 1:30 pm 1:30 pm - 3:00 pm	Slow Stitching Social time Guild Meeting <i>History of African American Quilting: Meet Cuesta Banberry with Lynette Warren</i>	p. 8 p. 3, 4
Sat. 7/26	10:00 am- 3:00 pm	Workshop <i>Exploring and Designing with Half-Square Triangles - Jenny Hynes</i>	p. 3, 4

AUGUST

Tue. 8/19	12:00 pm - 2:00 pm	Book Club	p. 8
Tue. 8/19	6:30 pm - 7:30 pm	Board Mtg ZOOM	p. 8
Thu. 8/21	6:30 pm - 7:00 pm 7:00 pm - 8:30 pm	Social Time Guild Meeting <i>Star Light, Star Bright, Stars Upon My Bed Tonight - Lisa Erlandson</i>	p. 4
Fri. 8/22	10:00 am - 12:30 pm 1:00 pm - 1:30 pm 1:30 pm - 3:00 pm	Quilt Appraisals Social time Guild Meeting <i>Orphan Quilts, the Good, the Bad and the Ugly with Lisa Erlandson</i>	p. 4, 5 p. 4

Unless otherwise noted, all meetings are at Evergreen Church, 400 Windgate Rd, Peachtree City, GA

This Guild Calendar is for quick reference. We encourage you to go to the pages indicated for more information.

Thursday, June 26**6:30 Social Time, 7:00 - 8:30 Guild Meeting
Evergreen Church****“Summer Social and Funky Fashion Show”**

Join the festivities as we celebrate our Summer Social. Wear something quilty and look at the attachment in this newsletter's email to participate in the competition for the “Funky Fashion Show.”

**Friday, June 27****1:00 Social Time, 1:30 - 3:00 Guild Meeting
Evergreen Church****“Quilting to Cosplay”
Teri Biglands**

Guild member Teri Biglands will be sharing her journey as a creative textile artist; from quilt maker to professional drapery designer to costume maker. Inspired by the Outlander TV series, her costumes have won best of show at Comic Con Cosplay Competitions. Best of Show, twice! She will be showing an Outlander inspired costume complete with corset, petticoat and all the underpinnings, as well as how to have fun and enjoy the process of creating.

**Saturday, June 28****9:00 - 4:30 Community Sewing****9:00 - 4:30 Introduction to Quilting****Floy Farr Room downstairs at Peachtree City Library****Saturday, July 26 10:00 - 3:00****Exploring and designing with Half Square Triangles
Workshop With Jenny Hynes**

This workshop is perfect for beginners learning Half Square Triangle methods as well as experienced sewers who are exploring design or stepping outside of patterns or kits. Bring your own fabric, try out new methods, then design and begin to make a quilt of any size using your chosen method. Cost is \$35 for members, \$45 for not-yet members. The supply list is attached to the newsletter email. Sign up at a meeting or contact Karen Shelnett. *(Contact info on p. 14.)*

Thursday, July 24**6:30 Social Time, 7:00 - 8:30 Guild Meeting
Evergreen Church****“Making the Most of Half-Square Triangles” with
Jenny Hynes”**

Guild member Jenny Hynes will show you how to play with half square triangles, using this simple unit to design quilts large and small, along with easy methods of making accurate half-square triangles. Jenny's designs and creativity will surely inspire and influence your new quilts.

**Friday, July 25****1:00 Social Time, 1:30 - 3:00 Guild Meeting
Evergreen Church****“History of African American Quilting:
Meet Cuesta Banberry” with Lynette Warren**

An avid quilter and quilt researcher, Lynette has presented on African American quilting and quilt history in the metro Atlanta area, Quilt Con 2025 and on The Quilt Show. She will provide an overview of the life and extensive research on quilting conducted by Cuesta Benberry. Ms. Benberry was a powerhouse in quilt history and research. Her first work, “Always There: The African American Presence in American Quilts” is considered one of the most important published works on African American quilting. The tireless efforts of Ms. Benberry led to her induction into the Quilters Hall of Fame in 1983. Lynette's presentation and trunk show will shed light on the life and research conducted by focusing on her work, correspondence, and memories from those who knew her best.



QUILTERS GUILD OF THE SOUTHERN CRESCENT - 2025 PROGRAMS

June 2025

JANUARY

Day: Fri 1/3 10:00 am-3:00 pm

Our Day meeting starts with Community Service Sew-cial at 10 a.m. At 12:30 dessert before the Kick off the New Year of "Let's Have Fun!" at 1:30 including Intro to Funky Fun Fashion Show.

Night: Thu 1/23 @ 7:00-8:30 Social 6:30

2025 Kick-off "Let's Have Fun", Intro to Funky Fun Fashion Show and English Paper Piecing mini-workshop, Part 1 - Guild Teachers

FEBRUARY

Day: Fri 2/7 @ 1:30-3 pm Social 1:00

Fabric to Dye For - Sue Klinker

Workshop: Sat. 2/8 @ 9:30 am - 2:30 pm

Snails Trail/Storm at Sea - Sue Klinker & Abbie Ross

Night: Thu 2/27 @ 7-8:30 pm Social 6:30

Stitch with Color and Trunk Show - Carol Stanek

[<https://stitchwithcolor.com/>]

MARCH

Day: Fri 3/7 @ 1:30 - 3 pm Social 1:00

English Paper Piecing mini-workshop, Part 1 - Guild Teachers

Night: Thu 3/20 @ 7-8:30 pm Social 6:30

English Paper Piecing mini-workshop, Part 2 - Guild Teachers

Retreat: March 27-30

APRIL

Night: Thu 4/24 @ 7-8:30 pm Social 6:30

"A Tour of Free Motion Quilting" - HollyAnne Knight
[<https://www.stringandstory.com/>]

Day: Fri 4/25 @ 1:30 - 3 pm Social 1:00

"Planning your Quilting Adventure" - HollyAnne Knight
[<https://www.stringandstory.com/>]

MAY

Night: Thu 5/22 @ 7-8:30 pm Social 6:30

Meet the Artist and Intro to Kawandi Quilting - Aleathia Chisolm

Workshop: Fri. 5/23 @ 10:00 am-Noon

Kawandi Quilting Workshop - Aleathia Chisolm

Day: Fri 5/23 @ 1:30 - 3 pm Social 1:00

Kawandi Quilting History and Trunk Show- Aleathia Chisolm

JUNE

Night: Thu 6/26 @ 7-8:30 pm Social 6:30

Summer Social and Funky Fun Fashion Show

Day: Fri 6/27 @ 1:30 am - 3:00 pm

Quilting to Cosplay - Teri Biglands

JULY

Night: Thu 7/24 @ 7-8:30 pm Social 6:30

Making the Most of Half-Square Triangles - Jenny Hynes

Day: Fri 7/25 @ 1:30 - 3 pm Social 1:00

History of African American Quilting: Meet Cuesta Banberry - Lynette Warren

Workshop: Sat 7/26 @ 10:00 - 3:00

Making the Most of Half Square Triangles - Jenny Hynes

AUGUST

Night: Thu 8/21 @ 7-8:30 pm Social 6:30

Star Light, Star Bright, Stars Upon My Bed Tonight - Lisa Erlandson
[<https://www.lequilts.com/>]

Special Event: Friday 8/22 10:00-12:30

Quilt Appraisals - Lisa Erlandson

Day: Fri 8/22 @ 1:30 - 3 pm Social 1:00

Orphan Quilts, the Good, the Bad and the Ugly - Lisa Erlandson

SEPTEMBER

Night: Thu 9/25 @ 7-8:30 pm Social 6:30

"What I learned from my Quilt Appraisal" A show and tell from quilters who had their quilts appraised in August.

Day: Fri 9/26 @ 1:30 - 3 pm Social 1:00

"Fit to be Tied" - Joan Willcocks & Judy Daymont

OCTOBER

Night: Thu 10/23 @ 7-8:30 pm Social 6:30

Join the fun at our annual AUCTION!

Day: Fri 10/24

Field Trip to Southeastern Quilt and Textile Museum. Featured Artist: Teri Biglands, QGSC member. Meet at museum at 1:30 to see exhibit created by Teri. Meet for lunch in Carrollton, details coming soon.

NOVEMBER & DECEMBER

Night: Thu 11/20 @ 7-8:30 pm Social 6:30

Holiday Make and Take - Joan Willcocks and guild members

Day: Fri 11/21 @ 1:30 - 3 pm Social 1:00

Holiday Make and take - Joan Willcocks and guild members

Sat. 12/6 @ 12:30 - 3:00

Holiday Lunch and 2025 Challenge Reveal

QGSC 2025 CALENDAR

- Unless otherwise noted, meetings are at Evergreen Church in Peachtree City.
- Thirty (30) minute "social hour" precedes meeting times noted here.
- Come early to check in Show and Tell quilts
- You will be notified of changes to this calendar by email, our website and Facebook.
- Visitors may attend 2 meetings as a Guest.



QUILT APPRAISALS - AUGUST 22 & 23

KAREN SHELNUTT

“What is that quilt worth?”

How many times have you wondered that? Lisa Erlandson, Certified Quilt appraiser will be teaching at the QGSC August guild meetings and will also offer quilt appraisals. Here are some of the details:

Guidelines: Quilts of an estimated value of \$250 or more are suitable for written appraisal. All items of a collection, where the average value exceeds \$250, should be appraised. Antique, contemporary, art and quilted clothing are all welcome. Lisa will supply all the paperwork and materials needed to complete the appraisals. No verbal appraisals

Appraisals will be written for insurance replacement value. They will take about 30 min per quilt, and are confidential between the owner and appraiser.

Cost is \$60.00 per quilt and checks are made out to QGSC. (She will donate \$5.00 per quilt back to the guild.)

Appraisals will take place Friday August 22 9am – noon at Evergreen Church, and Saturday August 23 9:00 am – all day if needed, at the home of Joan Willcocks.

Sign up to have your quilt/s appraised at the June guild meeting or email Karen Shelnutt. [\(Contact info on p. 14.\)](#)

FIT TO BE TIED - UPCOMING SEPTEMBER 26 PROGRAM

JOAN WILLCOCKS & JUDY DAYMONT

“Fit to be Tied” Have you ever wondered what you can do with old (men’s) ties? They are often beautifully woven silk fabric and may bring to mind fond memories of your dad or other significant men in your life. On Friday, September 26, Judy and Joan will show you how you can get those ties out of the closet and into some great projects for wearing, gift giving and decorating. Bring your own ties or use some of ours and we will get you started!



COMMUNITY SERVICE**LAURA WHEATER****COMMUNITY SERVICE SEW-IN DAY:****When:** June 28th Saturday**Where:** Peachtree City Library , Floy Farr Room**Time :** 9:30 - 4:30

Please drop in when you can as we will be assembling our crumb blocks into quilt tops with gold sashing fabric. The gold fabric is supplied by the guild for your use. We will continue working on our quilts for the local Dispatchers. The color they identify with is gold.

Bring sewing machines and supplies to sew borders. In addition, various work stations will be set up: ironing, cutting etc. All hands will be appreciated.

Please contact Laura Wheeler if you have any questions. *(Contact info on p. 14.)*

**INTRODUCTION TO QUILTING:****When:** June 28 Saturday**Where:** Peachtree City Library Floy Farr Room**Time:** 10:00-4:00**Volunteers:** Needed for a 2 hour session

Our first Introduction to quilting had 7 visitors and we are expecting more this time. All supplies will be there and free for visitors to use. We will have 4 different sewing stations set up: Children, English Paper Piecing and Machine and Hand Quilting.

Please come for a bit (bring a current project if you wish) and share your talents! Bring a basic sewing kit and a sewing machine to share if you have one.

Please contact Teri Biglands if you have any questions. *(Contact info on p. 14.)*

Type of Quilt	Organization	Size Range
Baby Quilts	Pregnancy Resource Center	Width: 30" - 45" Length: 40" - 55"
NICU Black & White Baby Quilts, prewashed	Fayette Piedmont Hospital	Width: 50" Length: 50"
Throws for Children, Youths, & Adults	Christian City	Width: 45" - 60" Length: 65" - 75"
Patriotic Quilts for Veterans	Quilts of Valor	Width: 55" - 72" Length: 65" - 90"
Throws & Pillowcases for Youths 10 & Up	Bloom Closet	Width: 45" - 60" Length: 65" - 75"
Large throw and bed size quilts for First Responders	4 Heroes (4ourheroes.org)	Width: 55" - 72" Length: 65" - 90"

In addition to making quilts for dispatchers, we also donate quilts to other organizations. Check out the chart above for more information. Please bring completed community service quilts to any meeting.

POP-UP EVENTS

LEADERSHIP TEAM

This year the leadership team is adding "Pop-Up Events" to add some fun to our year of "Let's Have FUN!"

Modern Block of the Quarter (BOQ): Jenny Hynes is providing instructions for 4 different modern blocks this year. Instructions for Block #3 "Modern Foolproof Star" are attached to the newsletter email.

To participate, in Block #3 read the instructions attached to the newsletter email and make one (or more) block/s. Bring them to the August 21 night meeting. Your name will be entered into the drawing as many times as the number of blocks you bring. The winner of the drawing goes home with ALL the blocks!

P.S. Feel free to also make blocks to keep for yourself.

FUNKY FASHION SHOW

PHYLLIS COPPOLINO

Guild Participants will present "wearable" projects at the Night meeting on June 26. See details in the newsletter attachment for more information. The success of this presentation depends upon the participation of our Guild members. Put on your (Quilty?) Thinking Cap and join in the Fun!

Prizes will be awarded for:

1. Best use of recycled/upcycled materials
2. Most Elegant project
3. Funniest interpretation of project description
4. Most wearable.....with a group other than your Quilting Friends!



MEMBERSHIP

MARTHA WALKER

Membership: 89

Attendance:

5/22: 21

5/23: 23

Members who attended both meetings: 14

20 people attended the May 23 workshop.

Membership cards are available at the sign-in table at meetings.

Welcome new member: Susan Wright

AUCTION


JOAN WILLCOCKS

Our annual auction is scheduled for October; just in time to start your early Holiday shopping! Please start making and gathering your donations. They should have a minimum value of \$25.00 for starting bids and be completed or curated items you would appreciate owning or receiving as a gift. In the past people have donated some great, big ticket items like sewing machines. They are a terrific boost to our treasury and our main Guild fund raiser. So please keep us in mind if you are in a downsizing mode!

SUNSHINE AND SHADOWS

JOANN GORRELL

When a guild member lets me know a card is needed, I send one out from our guild. In an effort to respect the individual's privacy, I don't announce who or what - as it is up to the individual to share that information with the general membership. If you wonder if I know, send me the request. It is better to hear from several people than to not receive it from anyone. (*Contact info on p. 14.*)



SLOW STITCHING**KAREN SHELNUTT**

Join us with all things hand stitched! EPP, wool stitching, applique, Kawandi and more. We sit and stitch for 2 hours before the guild meeting upstairs in the Lunch Room which has lots of great light. Feel free to bring your lunch. All are welcome...bring your recently completed hand stitching or your work that you have questions about. The group has a broad level of expertise and is always willing to teach and help. Contact Karen Shelnuttt for more information. [\(Contact info on p. 14.\)](#)



Tula Nova pattern by Tula Pink using English Paper Piecing.

2025 BOARD MEETINGS**LEADERSHIP TEAM****Board and Committee Members:**

Board meetings will be on Tuesday the week of the day meeting. They will start at 6:30 pm on Zoom with every effort made to make them less than an hour. You will get an email with the Zoom link. Because your input is valuable, please try to attend.

Please mark your calendars 6:30 - 7:30 pm on:

June 24
 July 22
 August 19
 September 23
 October 21
 November 18 (2024 & 2025 boards)
 December 2 (if needed)

All members are welcome to attend board meetings. Email Jane McAfee in advance to receive the Zoom link. [\(Contact info on p. 14.\)](#)

BETWEEN THE SEAMS BOOK CLUB**DEB SWEENEY**



The QGSC Between the Seams Book Club invites you to join us for great conversation and good book discussions.

June 17: *Lessons in Chemistry* by Bonnie Garmus

July 15: *Making a World of Difference One Quilt at a Time* by Ruth McHaney Danner

August 19: *By Any Other Name* by Jodi Picoult

Bring your lunch and join us at Evergreen Church from noon to 2 p.m. on the third Tuesday of the month. Contact Deb Sweeney to be added to the email group. [\(Contact info on p. 14.\)](#)



2025 CHALLENGE**EMMA ROSS & CANDY SHIVELY****Froggy says...**

Remember that time when...

What about when you and your friends....

Close your eyes and recall the day when...

When you smile at a memory, it's because...

The one thing that's guaranteed to make you grin from ear to ear...

Leap into your memories (or even thoughts about times NOW), and think about

The Most **FUN** You Ever Had

Tell us about it in a quilt!

Your quilt does NOT need to:

- Have anything to do with frogs (he's just a reminder/inspiration frog)
- Use any specific technique
- Be a specific size
- Be an pictorial representation or the "fun" – may simply evoke the tale of your FUN

Your quilt must:

- Have a label on the back with the title and creator's name.
- Be on display at the December 6, 2025, Holiday Luncheon along with the explanation (see below).
- Be accompanied by an index card or piece of paper with your name, the quilt title, and a one to two sentence explanation of what or why this quilt represents the most FUN you ever had. The organizers will collect these and share them anonymously with all who are present prior to voting.

Now's the time to get hoppin' on those great ideas!

MONTHLY MINI**MAYRA DIAZ & JULIA SMITH**

In June we will be drawing for this patriotic wallhanging quilt donated by Joan Willcocks and this bookmark Teri Biglands made by hand with crewel embroidery, beading, MacCallum Scottish wool tartan, and a 100 year old silver tassel with Swarovski beads attached.



In May the winner of the draw string bag donated by Tammy Walker was Karen Shelnut, and Megan Naylor won the black & white bag, donated by Deb Sweeney.

RETREAT**SHARON POPE**

Planning is in process for the 2026 retreat. **Contact Sharon Pope regarding retreat questions.** *(Contact info on p. 14.)*

Save the date: **March 26 - March 29, 2026**

SHOW AND TELL**ABBIE ROSS & SUE KLINKER**

Show and Tell is a highlight at each guild meeting. We enjoy seeing and learning from each other's creations. Come in 15 minutes early to a meeting and check your quilts in at the Show and Tell table.

We have started 2 new features and need your help to volunteer.

FIRST: The Journey Continues...

Quilters love to encourage new and beginning quilters in their journey. All of us have tried things, learned new skills and practiced to get to our current level. At our meetings, we will be illustrating the learning journey by showing an example of a first quilt made or a quilt that has been abandoned plus the latest quilt being created.


SECOND: The Question Table

We now have a question table. Someone will be available before the meeting to answer questions or consult on a project. Please sign up to staff the question table at the meeting of your choice.

See Sue Klinker to volunteer and to sign up for a meeting. *(Contact info on p. 14.)*

LIBRARY**JEAN SHEALY**

The delights of a springtime garden are captured in these fresh, fanciful quilt projects that combine simple patchwork with hand appliqué.



12 Days of Christmas
All Buttoned Up
Bag Boutique
Block volume 2 issue 3
Block volume 4 issue 2
Block volume 4 issue 4
Block volume 4 issue 5
Block volume 4 issue 6
Block volume 6 issue 3
Block volume 7 issue 3
Christmas with Possibilities
Cut the Scraps
Embroidery for Beginner
Fine Art of Machine, Quilting
Finishing Touch pattern pack 2
Flannel quilts
Grand Finale, Ricky Tim's DVD
Magic of Crazy Quilting
Modern Quilt Perspectives
Peaceful Scenes
Quilt in a Day Irish Chain
Quilted Bags and Gifts
Quilted Postcards
Simply Continuous Lines
Thread Play
Stunning Stitches for Crazy Quilts
Morse code quilts

If you have these books checked out we would like to get them back to be inventoried. Please place them in the Return Bucket on the book shelf.

Thank you,
Jean and Sue

**MEMBER FEATURES****JANE MCAFEE**

Mark your calendars for these area quilt shows:

April 15 - July 12

The Southeastern Quilt & Textile Museum has 3 New Exhibits:

-Korhogo of West Africa Textiles

-Nature Embroidered - Myrtie Cope's embroidered photographs

-Great Depression Quilts

306C Bradley Street
Carrollton, GA 30117
sqtmuseum.org

Aug 1- Sept 6

Atlanta Quilt Festival
Southwest Arts Center
915 New Hope Road
South Fulton, GA 30331
<https://www.atlantaquiltfestival.com/>

September 12-13 9 am - 5 pm

QuiltFest 2025 sponsored by Misty Mountain Quilters Guild
Union County Sports Center 519 Industrial Blvd (aka Glenn Gooch Bypass) Blairsville, GA 30512
[https://www.mistymountainquiltguild.org/quiltfest-2025\](https://www.mistymountainquiltguild.org/quiltfest-2025/)

October 2-12

Georgia National Fair
Perry, GA
<https://www.georgianationalfair.com/p/georgialiving/finearts>

Save the Date...
June 4-6,
2026

for the 2026 edition of
the East Cobb Quilters' Guild show

Georgia Celebrates Quilts
www.georgiacelebratesquilts.com

MEMBER FEATURES**JANE MCAFEE**

The Kawandi Workshop was so much fun with 20 quilters stitching and learning this technique.



Photos of completed Kawandi left to right: Pam Wollman, Susan Peryham, & Martha Walker