



Quilters Guild of the Southern Crescent

QGSCquilters.com ~ email: QGSCquilters@gmail.com ~ Follow us on Facebook

QGSC Mailing Address: PO Box 2073 ~ Peachtree City, GA 30269

Here's What You Need to Know Now!

Inside This Issue

Block of the Quarter	7
Board Minutes	17
Book Club	7
Challenge Quilt	10-11
Community Service	12
Contact Info	19
From the President	2
Library	7
Membership	9
Monthly Mini	7
Officers & Committees	18
Opportunity/Raffle Quilt	9
Out & About Town	20
Photos from April	15-16
Program Calendar (full year)	3
Retreat	13-14
Show and Tell	8
Slow Stitchers	9
Sunshine and Shadows	7
Upcoming Programs & Workshops	4-6

FROM THE PRESIDENT...

Karen Shelnett
See Page 2

Newsletter Email Attachments:

- Challenge Quilt Guidelines
- Challenge Quilt Planning Doc
- Modern Block of the Quarter
- Raffle Quilt Block Pattern

Tue 5/5	<i>Board Meeting</i> 7:00pm - 8:00pm	ZOOM
Thurs 5/7	Guild Meeting 6:30pm Social Time 7:00pm - 8:30pm <i>Evening Meeting</i>	Meet & Greet with Jeanette Walton http://createwhimsy.com
Fri 5/8	Workshop 9:30am - 12:30pm	<i>Foundation Paper Piecing</i> - Jeanette Walton \$40 + pattern (see page 4)
Fri 5/8	Guild Meeting 1:00pm Social Time 1:30pm - 3:00pm <i>Day Meeting</i>	<i>Create Whimsy with Foundation Paper Piecing & Trunk Show</i> - Jeanette Walton
Tue 5/19	Book Club 12:00pm - 2:00pm	<i>Winter Garden</i> by Kristin Hannah.
Wed 5/20	<i>Newsletter Articles are due!</i> Email to: qgscquilters.newsletter@gmail.com	
Tue 6/9	<i>Board Meeting</i> 7:00pm - 8:00pm	ZOOM
Thurs 6/11	Guild Meeting 6:30pm Social Time 7:00pm - 8:30pm <i>Evening Meeting</i>	"Voices of the Craft" - Learning Through Quilting Podcasts Roundtable: Color Confidence Block of the Quarter Due
Fri 6/12	Guild Meeting 1:00pm Social Time 1:30pm - 3:00pm <i>Day Meeting</i>	<i>A Star-Spangled Summer Social and Member Patriotic Trunk Show</i> Block of the Quarter Due
Tue 6/16	Book Club 12:00pm - 2:00pm	<i>Theo of Golden</i> by Allen Levi.
Sat 6/20	<i>Newsletter Articles are due!</i> Email to: qgscquilters.newsletter@gmail.com	

Unless otherwise noted, all meetings are at Evergreen Church, 400 Windgate Rd, Peachtree City, GA.

Happy May!

I have missed being with you this last month as I have been recuperating from spinal surgery, and have been confined to home. If all goes well, I hope to be back at this month's meetings. I am so looking forward to Jeanette Walton's Thursday evening meet and greet, Friday morning workshop (several spots still open) and Friday afternoon trunk show. I hear she is an incredible teacher. I heard glowing stories of the stellar teachings by Brandy at April's evening meeting and Joan at the day meeting. Wish I could have been there!

For most of my life, (40 years), I was a registered nurse, and loved the work whether I was in hospital, home, church, or a community health center. So, it is no wonder, in my boredom of recuperating at home, that I researched the health benefits of belonging to a quilt guild. So...this is what I found!

QGSC for your Health!

Have you ever thought that being part of our quilt guild offers more than just a community of fellow quilters? The research shows that it can be a powerful boost to our mental, emotional, and even physical well-being. I have been doing a bit of reading, and these are some of the tidbits I thought I would share with you.

Reduce stress and feel better!

Since quilting is a creative, repetitive activity, it can lower cortisol (the stress hormone) and raise serotonin, improving mood and reducing anxiety. In a guild, you get the added benefit of social connection, (*Social time is 1/2 hour before each meeting, Summer Social in June*)

Mindfulness and "Flow" State

The rhythmic motions of cutting, piecing, and sewing can put you into a meditative "flow" state, where you're fully absorbed and less preoccupied. This focus helps calm the nervous system and slows breathing, promoting relaxation. (*Time in our sewing space, at our sewing machine, or hand stitching*)

Good for our mind and body

Quilting uses fine motor skills, hand-eye coordination, and problem-solving, which can help maintain our brain health and mind sharpness. The physical act of sewing also keeps our hands active. (*Slow Stitchers*)

Gathering monthly

Our guild provides a safe, welcoming environment where you can share ideas, get feedback, and celebrate progress, (*Show and Tell*). The research shows that belonging to a group (*GUILD meetings, Book Club*) can improve self-esteem and provide emotional resilience during challenging times. (*Sunshine and Shadows, cards and notes* 😊)

Sewing with friends

Working on a quilt project, especially with others, (*retreat, round robin or community service*), gives you visible, measurable progress and a source of pride and accomplishment, which boosts confidence and motivation.

Let's go fabric shopping!

Choosing fabrics and colors engages the emotional brain, allowing you to express feelings in a safe, tactile way. In a guild, you can also learn from others' choices and techniques and be inspired to try new and different ways (*Challenge Quilt*) to express your creativity.

So, as you ponder whether or not to come to the next meeting, consider that when you do, you are also doing something good for your health! Looking forward to seeing you in May.

Karen

2026 PROGRAM CALENDAR

<p>JANUARY Night: Thu 1/8 @ 7:00-8:30 Social 6:30 Kick-off of 2026 Theme: "Spread Your Wings" with new evening format, intro to Modern Block of Quarter, Community Service speaker.</p> <p>Day: Fri 1/9 9:30 am-5:00 pm at PTC Library Floy Farr Room Doors open at 9 am Community Service Sew-cial 9:30 - 12:30 & 3:00 - 5:00. Social 1:00pm Meeting: 1:30-3:00 Kickoff of 2026 Theme "Spread Your Wings", Community Service Speaker, and Presentation of Dispatcher Quilts.</p>	<p>FEBRUARY Night: Thu 2/12 @ 7-8:30 pm Social 6:30 <i>Meet & Greet</i> Kris Vierra, The Accidental Quilter [https://quilterontherun.com/]</p> <p>Workshop: Fri 2/13 9:30 am-12:30 pm <i>Tsukineko Inks</i> Hands on marbling, stenciling, and fabric painting.</p> <p>Day: Fri 2/13 @ 1:30-3 pm Social 1:00 <i>The Accidental Quilter's Journey and Trunk Show</i> with Kris Vierra</p> <p>Workshop: Fri 2/13 - 6:30-8:30pm Sandwich Meal @ 6:00 <i>Quilt to Couture</i> - Kris Vierra</p>	<p>MARCH Night: Thu 3/12 @ 7-8:30 pm Social 6:30 <i>Take Your Best Shot</i> How to photograph your quilts for presentation, show, or records with Brandi Shockley.</p> <p>Day: Fri 3/13 @ 1:30 - 3 pm Social 1:00 "The In's and Out's of Exhibit Quilting"- Candy Shively presents a deep dive into the process of exhibiting quilts plus</p> <p>2026 Challenge Quilt Reveal - Danna Freaney</p> <p>Modern block of the quarter #1 due</p> <p>Retreat: March 26-29</p>
<p>APRIL Night: Thu 4/9 @ 7-8:30 pm Social 6:30 <i>Postcards</i> - Create fabric postcards to send to your friends or to be part of a guild fundraiser. Brandi Shockley & Joan Willcocks</p> <p>Day: Fri 4/10 @ 1:30 - 3 pm Social 1:00 <i>Ribbons, Ribbons, Ribbons</i> - Hand and Machine Embellishment on quilts and other projects with Joan Willcocks</p> <p>Community Service Sew in: Fri 4/17 @ 10:00am - 4:00pm At Claudia Wood's Studio</p>	<p>MAY Night: Thu 5/7 @ 7-8:30 pm Social 6:30 Meet & Greet with Jeanette Walton [http://createwhimsy.com]</p> <p>Workshop: Fri 5/8 @9:30 am-12:30 pm <i>Foundation Paper Piecing</i> - Jeanette Walton \$40</p> <p>Day: Fri 5/8 @ 1:30 - 3 pm Social 1:00 <i>Create Whimsy with Foundation Paper Piecing & Trunk Show</i> - Jeanette Walton</p>	<p>JUNE Night: Thu 6/11 @ 7-8:30 pm Social 6:30 "Voices of the Craft: Learning Through Quilting Podcasts" Roundtable Discussion: Color Confidence</p> <p>Day: Fri 6/12 @ 1:30 pm - 3:00 pm Social 1:00 pm <i>Semi-quincentennial</i> Member led Patriotic Trunk Show & Summer Social</p> <p>Modern block of the quarter #2 due</p>
<p>JULY Night: Thu 7/9 @ 7-8:30 pm Social 6:30 <i>Introduction to "Faces" of Quilters and how to prepare for Workshop</i> - Evie Tomlinson</p> <p>Day: Fri 7/10 @ 1:30 - 3 pm Social 1:00 <i>Introduction to "Faces" of Quilters and how to prepare for Workshop</i> - Evie Tomlinson</p> <p>Workshop: Sat 7/11 @ 10:00 - 3:00 <i>"Faces"</i> with Evie Tomlinson Note: QGSC "Faces" will be displayed at the PTC Library in 2027.</p>	<p>AUGUST Night: Thu 8/13 @ 7-8:30 pm Social 6:30 Meet & Greet with Tammy Silvers [https://www.tamarinis.com/]</p> <p>Day: Fri 8/14 @ 1:30 - 3 pm Social 1:00 <i>Deep Dive Into Batiks</i> - Tammy Silvers</p> <p>Modern block of the quarter #3 due</p>	<p>SEPTEMBER Night: Thu 9/10 @ 7-8:30 pm Social 6:30 Meet & Greet with Liz Dougherty [http://www.freepiritfabrics.com]</p> <p>Day: Fri 9/11 @ 1:30 - 3 pm Social 1:00 <i>Free Spirit Fabrics Trunk Show</i> - Liz Dougherty</p> <p>Workshop: Sat 9/12 TBD - Liz Dougherty</p>
<p>OCTOBER Night: Thu 10/8 @ 7-8:30 pm Social 6:30 <i>What Makes Modern Quilting</i> - Jenny Hynes</p> <p>Fri 10/9 1:30 - 3 pm Social 1:00 <i>Auction</i> - TBD</p>	<p>NOVEMBER & DECEMBER Night: Thu 11/12 @ 7-8:30 pm Social 6:30 <i>Holiday Make and Take</i></p> <p>Day: Fri 11/13 @ 1:30 - 3 pm Social 1:00 <i>How to Read a Quilt</i> - Tara Miller [quiltdistrict.com] Modern block of the quarter #4 due</p> <p>Sat. 12/5 @ 11:30 - 3:00 <i>Holiday Party & 2026 Challenge Reveal</i></p>	<ul style="list-style-type: none"> • Unless otherwise noted, meetings are at Evergreen Church in Peachtree City. • Thirty (30) minute "social hour" precedes meeting times noted here. • Come early to check in Show and Tell quilts. • You will be notified of changes to this calendar by email, our website and Facebook. • Visitors may attend two meetings as a Guest.

Upcoming Programs and Workshops

THURSDAY, MAY 7

6:30 Social Time
7:00 - 8:30 Guild Meeting
Evergreen Church – Upstairs
Meet & Greet with nationally known educator Jeanette Walton
[<http://createwhimsy.com>]

Program: "Voices of the Craft: Learning Through Quilting Podcasts"

Roundtable Discussion: Color Confidence: Building confidence with bold and intentional color choices



FRIDAY MAY 8

9:30am -12:30pm
Evergreen Church – Upstairs

Jeanette will teach the steps and skills to succeed at Foundation Paper Piecing.

***IMPORTANT! Sign up asap to assure your spot!**

Contact Lisa Dempsey or Jennifer Hollett. Contact information on page 19.

Cost is \$40.00 for class and \$13 for required pattern, total: \$53.00 payable to QGSC.

Payment can be made at the April meeting but *register now to assure your spot and pattern!*



FRIDAY, MAY 8

1:00 Social Time
1:30 - 3:00 Guild Meeting Evergreen Church


Create Whimsy with Foundation Paper Piecing & Trunk Show - Jeanette Walton

Finally, to be ready... we will be hosting a Cutting Party!

Jeanette says cutting takes up a good amount of time, so to make best use of our Workshop, Jeanette has offered to lead us (by Zoom) before workshop in Cutting Out the pattern, which assures our focus will be on the skills she will be sharing.

Zoom date TBD.

With the precutting done, Jeannette expects we should be close to finishing the Woven Ribbon Star project that day!



So, What's in it for YOU??

**Take this Quiz to see how your plans to attend our
May Programs are shaping up –
Moreover, what you will gain by joining us!**

Yes	No	
x		Will attending the May programs help me to touch fabric?
x		If you are attending the workshop you can find your fabric in your stash <input type="checkbox"/> (6) Fat Eighths for Stars & <input type="checkbox"/> (4) Fat Eighths for Background.
x		In making a fabric selection for the workshop: will this help me practice looking at color and value for a good contrast <i>and bring me joy?</i>
x		Will the Woven Ribbons <i>Foundation Paper Piecing</i> open the door for me to gain. A) new learning of quilt methods? Or B) A refinement of a skill I have started to learn
x		Will these events bring both challenge and potential to the kinds of quilt styles that I can take on?
x		Most important: will I seize this once in a lifetime chance to get to know nationally known teacher, Jeanette Walton with a bonus of time with my best quilty friends?

If you answered Yes/True to any and all questions you have earned the coveted "Woven STAR" prize! To redeem your star, be sure to join us:

- Thursday May 7, evening Meet and Greet with Jeanette Walton
- Friday morning May 8, 9:30-12:30 Woven Ribbon Workshop**
- Friday afternoon, May 8, 1:30-3:00 Meeting and trunk show with Jeanette

*** If you haven't yet signed up for the Workshop, please contact Lisa Dempsey See page 19.*



Upcoming Programs and Workshops

THURSDAY, JUNE 11

6:30 Social Time

7:00 - 8:30 Guild Meeting

Evergreen Church – Upstairs

Program: "Voices of the Craft: Learning Through Quilting Podcasts"

Roundtable Discussion: Color Confidence: Building confidence with bold and intentional color choices

FRIDAY, JUNE 12

1:00 Social Time

1:30 - 3:00 Guild Meeting Evergreen Church

A Star Spangled Summer Social and Member Patriotic Trunk Show

Join the Fun on Friday, June 12th, as we celebrate 250 years of Red, White and Blue!

You are invited to bring any and all patriotic quilts, wall hangings, and other quilty items to share in a special Member sponsored Trunk Show.

Refreshments and activities planned will leave plenty of time for the "Social" part of the meeting. This meeting is also a great chance to break out your patriotic t- shirts, hats and other clothing items, feel free to dress for the theme!



How do I find information about QGSC? Are you looking for a list of members??

The QGSC website has a wealth of information at [www.http/qgscquilters.com](http://qgscquilters.com). As a member, you sign in to your account, and go to "More" to find member rosters, etc.

If you have forgotten your password, you will be prompted to make a change on the sign in screen. Easy, Peasey.

Having difficulty? Contact Jody Watts.

Please thank webmaster Candy Shively next time you see her for the beautiful website.

BETWEEN THE SEAMS BOOK CLUB


Deb Sweeney

Our book club meets on the third Tuesday of each month from 12 noon to 2 pm at Evergreen Church.

Bring your lunch and let's discuss books, have fun, and enjoy each other's company. All are welcome, even if you haven't finished the book! It's a great way to get to know your fellow quilters in a relaxed and comfortable setting.

Our next reads

- May 19: *Winter Garden* by Kristin Hannah.
- June 16: *Theo of Golden* by Allen Levi.
- July 21: TBA



SUNSHINE AND SHADOWS

Joann Gorrell

Whenever a guild member informs me that a card is needed, I make sure to send one on behalf of our guild. To respect everyone's privacy, I do not announce who the recipient is or the reason for the card—sharing that information with the general membership remains the individual's choice. If you are unsure whether I have been notified, please go ahead and send me your request. It is always better to receive multiple notifications than to miss someone in need of our support.

MODERN BLOCK OF THE QUARTER

Jennifer Hollett

This block will be due and raffled off at the June meetings.

Once again, the person who brings the most blocks to each meeting will win a small prize.

Instructions are attached to the email distribution.



LIBRARY

David Scott

The guild has a wonderful library of resources to support your quilting projects. Explore the library and discover ideas for a new technique and inspiration for your next project.

MONTHLY MINI

Mayra Diaz

The April monthly mini, a kitchen boa, was won by Sue Tryon.

At the May meeting we have a handbag created by Judy Daymont.



This bag has a wide bottom and firm handles, keeping it upright and easy to access. With 2 internal pockets it is just the right size for your daily errands or toting small projects.

2026 Monthly Mini Donation Sign up

Meeting	Name
May 8th	Judy Daymont
June 12th	Joan Wilcocks
July 10th	Martha Walker
August 14th	Susan Peryam
September 11th	Sarah Swab
October 9th	Candy Shively
November 13th	Wanda Huderski

SHOW AND TELL

Abbie Ross

We are **COUNTING** on you to **show off** your creations.

There will be an End of Year Recognition for Day and Night Meetings in Four Categories.

<u>Night Meeting</u>	<u>Category</u>	<u>Leaders for each category</u>	
Total quilts shown YTD: 27		Name	#
	Community Service	Judy M	3
	Wall hanging and smaller	Sue Klinker	8
	Lap size and larger	Jean Shealy, Tami Walker & Joan Wilcocks	2 each
	Clothing	Jenny Hynes	1
<u>Day Meeting</u>			
Total quilts shown YTD: 78			
	Community Service	Jean Raines	15
	Wall hanging and smaller	David Scott & Joan Willcocks	3 each
	Lap size and larger	Paula Preti	5
	Clothing	Jennifer Hollett	1

Category	Description
Community Service	See the list of focus organizations under Community Service on page 12.
Wall Hanging or Smaller Item	Wall hangings 36" X 48" or smaller Pillowcases Placemats Table runners Block of the Quarter
Lap Size or Larger Quilt	37" X 49" or larger
Clothing	All wearable quilted clothing



Make sure you check in your Show and Tell item before the meeting for counting and display. You will be assigned a number to line up and show your creation during the meeting.

Questions: ?

Text or Email Abbie Ross. Contact information on page 19.

SLOW STITCHERS

Karen Shelnett

What: a very casual gathering of stitchers who love to sew and laugh and share their most recent creations.

May focus:

Embellishment stitching on wool-starting with the easy backstitch with Karen Shelnett.

When: May8th - 10:00 am - noon
(Friday morning prior to the Day Guild meeting)

Bring: Handwork, embroidery, applique, binding, EPP, etc. and lunch.

Curious? If you do not have any handwork and are curious about the many options, feel free to come and see what this group is up to. Participants are always willing to share and teach.

Questions?: Contact Karen Shelnett. Contact information on page 19.



2026-27 RAFFLE/OPPORTUNITY QUILT

Jenny Hynes

Guild members please help us get started with our 2026-27 raffle quilt /opportunity quilt. We need some 72 blocks, and it's a pattern you may be familiar with.

See the instructions attached to the newsletter for the updated X-Block in white, black, gray, and red/orange/yellow attached to the newsletter email. Use fabric from your stash or ask me if you don't have the selected colors.

Note: This block is similar to but not exactly like our Modern BOQ from 2025! Dimensions and colors are slightly different!

Bring your blocks to a guild meeting by the end of June or send them to Jenny Hynes (see contact info on page 19 -- we'll arrange a meet-up). Any questions? Ask Jenny! Thanks for your help with this project.



MEMBERSHIP

Sarah Swab

There are currently 74 members in the Guild including one "new" member returning after a multiple year hiatus. There are 43 monthly mini participants.

April attendance:


Evening –20 members and 2 guests
Day – 28 members and 2 visitors

Thank you to all who brought a sample bird to the last meetings! It was fun to see the creativity as we begin our Challenge! Congratulations to Joan Wilcocks for winning the drawing.

Did anyone happen to see Jenny Doan on "Tuesday Newsday" 4/14/26 on the Missouri Star YouTube channel? She was showing off a block birds door hanger she made for spring all the way from Africa (around minute 4). Apparently, **Birds of a Feather Quilt Together** all over the world! She used African fabrics and made an interesting sashing! Be sure to check it out. Do you have any African fabrics hanging around in your stash from our African Curves 2022 challenge?? We would love to see an African fabrics entry! If you aren't sure how to get started making block birds, she has a tutorial [Make a "Block Lotto" Bird Quilt with Jenny Doan of Missouri Star](#) on their YouTube channel.

Hopefully your block birds are beginning to flutter around your sewing space. If you are using the 2026 Challenge planner for 25 blocks, you will be working on your second set of 5 blocks in May. If you have a different "plan", you should be making progress and end May with about 40% of your top pieces finished.

I have received several questions and wanted to share the answers with everyone to clarify.



- **Can we use buttons or beads for the eyes or only fabric items for embellishments?** Yes, you may embellish your birds or other elements of your quilt with any materials, however, the main elements (birds, flowers, leaves) should be patchwork pieced into the quilt.
- **Can my bird legs be slanted as if my bird is walking?** Yes, however, the leg will need to be a rectangle, square or triangle shape, but may be slanted into the background fabric.
- **May I enter more than one quilt?** Yes, you may enter more than one quilt, however, you will not be eligible to win more than one ribbon. In the event that there are winning votes for more than one quilt by the same quilter, the Challenge Committee will make the final decision for the ribbons.
- **May I draw a bird to create a fabric?** Yes, you may draw a bird on fabric, however, that fabric will need to be used as a part of a block which will create a block bird. The main challenge is to create a bird using the shapes (Square, Rectangle & Triangle) and using patchwork piecing to make the bird shape.

Ya'll love to challenge the challenger! These are terrific questions and we are so excited to see the enthusiasm and creative juices flowing!!

Challenge Ribbon Categories: Favorite "Nothing but Birds", Favorite "Birds Making the Scene", Favorite "Modern Bird Interpretation", Most Creative Use of Fabric and Fan Favorite Block Bird Quilt.

Quilts are due on Saturday, December 5th at the Holiday party. Challenge information and planner sheets are available as attachments to the newsletter email, on the members only section of the website and at each meeting. Feel free to reach out to me with any questions. Danna Freaney, Challenge Coordinator

Challenge Ribbon Categories:

- **Favorite "Nothing But Birds"**
 - Quilt made of bird blocks only.
- **Favorite "Birds Making the Scene"**
 - Quilt made with bird blocks within a scene or with other features. Example: In a scene such as a birdhouse, in a garden, at the beach, in a tree or on a dragon! Other features may include blocks such as HST's, flying geese or pinwheels.
- **Favorite "Modern Bird Interpretation"**
 - Bird quilt most likely to show at QuiltCon! In this category, your bird quilt can also be used to "make a statement" with block letters and birds.
- **Most Creative Use of Fabric**
 - Quilt made by:
 - Creating fabric with a technique from one of our past speakers (dyed, stamped, printed, painted, colored)
 - Using an online design platform to create fabric
 - Using an unusual fabric. (Ties, clothing?). Any creative use of fabric.
- **Fan Favorite Block Bird Quilt**
 - Pick your favorite! The one that inspires you to make another block bird quilt in 2027!

**No More Dinosaurs!**

The Guild history and working documents for the board executive team (only) are saved on Google Drive. This is the *Data Repository for QGSC*. The data repository archives things like membership, program, and financial information as well as saves info and photos that are on the website. As you can imagine, this starts getting complicated as information is saved over the years.

The QGSC Board agreed (April 7, 2026) that the guild needs a person, an Electronic Asset Coordinator, to organize, manage and track digital files and related documentation. That is a fancy name for a digital historian. Please thank Wanda Huderski for stepping into this position, and helping us make the full transition from binders to digital. She will also be teaching current and future executive board members how to use this tool. The inception of the google drive was during COVID when we were forced to do things electronically.

As with the general population, use of electronic communications has evolved which is forcing the guild to evolve too. No more "binder storage and swapping."

A printable Challenge information page and Challenge planner page is attached to the Newsletter email and can be found on the members only page of the website. They will also be available at meetings.

At the April guild meeting, we received 2 beautiful NICU quilts and 7 fun dog settle mats. On Friday, April 17th, we held a "Doggy Blanket Sew-In" in my studio in Senoia. A small but dedicated group produced 11 more large and extra-large settle mats. For the month of April, that gives us a total of 20 Community Service Quilts.

Many thanks to Jennifer Wood-Malone for donating the fabric for the mats and to Teri Biglands for donating the flannel to use inside them. Also to Teri, Sue Tryon, and Laura Wheeler for creating, prepping, sewing and finishing. What a great team! See Photo Page 16!

Jen and I plan to take the first of the settle mats to Tails of Hope (headquartered at Coco's Cupboard in Gay, GA) this Friday to give to the veterans and their service dogs. Guild members, thank you all so much for your generosity in creating and making quilts for Community Service!

.....
 In 2026, we will be featuring Tails of Hope and the NICU Parent Club, but I want to encourage everyone to make quilts for any charity that is meaningful to you. Every quilt makes a difference to someone!

Type of Quilt	Organization	Size Range
Baby Quilts	Pregnancy Resource Center	Width: 30" - 45" Length: 40" - 55"
Neonatal ICU Isolette Quilts <i>Black, white and any additional colors mixed</i>	NICU in Piedmont Fayette and Newnan Hospitals	Width: 60" Length: 60"
Neonatal ICU Lap Quilts <i>Any color, baby friendly materials and prints</i>	NICU in Piedmont Fayette and Newnan Hospitals	Width: 30" Length: 30"
NICU Scent Squares <i>2 pieces of fabric, wrong sides together, no batting</i>	NICU in Piedmont Fayette and Newnan Hospitals	Width: 3" Length: 3"
Throws for Children, Youths, & Adults	Christian City	Width: 45" - 60" Length: 65" - 75"
Patriotic Quilts for Veterans	Quilts of Valor	Width: 55" - 72" Length: 65" - 90"
Throws & Pillowcases for Youths 10 & Up	Bloom Closet	Width: 45: - 60" Length: 65: - 75"
Settle Mats for service dogs of veterans <i>Cotton fabric, thin batting or 2 layers of flannel.</i>	Tails for Hope	Size: 24" x 44"



Charlie Elliott Wildlife Center – Thu, March 26 – Sun, March 29 -There were 31 attendees.

Our Retreat #13 attendees enjoyed gathering together on our 1st night for our annual “Get to Know You” Activity.

We were very excited to have a quick to sew project this year to accomplish our Community Service top. With 90 minutes of introducing the project, we had most of the blocks already completed! Y’all are sooooo awesome! Thank you!!!

Our projects included:

Make-n-Takes – Cord wrap with Tammy Walker

& a Fabric Bookmark/Pocket with Sharon Pope

A Mystery – Sew-A-Long: Tabletopper/Wallhanging with Jackie Wallace

Retreat Mini-Challenge – Creative project using provided fabric

DEMO:

St. Louis Sixteen Patch – Judy Mahfood

Disappearing 4 patches – Sharon Pope

Sunday Devotional – thank you Lisa Dempsey

We had wonderful support with prize donations from Sew Senoia, Tiny Stitches, Hometown Quilt Shop, and Patrick’s Quilt Shop. Be sure to support our local shops when you are out and about in your travels.

In addition, we awarded our annual Batik Fat Quarter bundles that each attendee contributes (1) Fat Qtr toward, plus our BooBoo Piggy fund.

Thank you everyone who attended for making our Retreat #13 another one with great memories and fantastic fellowship! We look forward to next year already!