

INSIDE THIS ISSUE	PAGE
Board Minutes	na
Book Club	7
Calendar	2, 4
Community Service	10
Contact Info	na
Library	9
Member Features	8
Membership	9
Monthly Mini	7
Nominating Committee	5, 6
Officers & Chairs	na
Programs	2-4
Refreshments	7
Retreat	5
Security	8
Show and Tell	8
Sunshine & Shadows	9
Wool Stitching Group	5



QUILTERS GUILD OF THE SOUTHERN CRESCENT

PRESIDENT'S MESSAGE - JUDY DAYMONT

Golly, I love this Guild and all of YOU! How do I love you? Let me count the ways:

- 1 Y'all are very giving of your time, stash and expertise. The September 8th presentation with examples of Designer Pillows, courtesy of Laura Bosma and Claudia Singleton, was AMAZING!! Thank you!
- 2 Everyone pitches in to help when needed. It does "take a village", or perhaps a group, to put on these wonderful programs – and clean up afterward. A big thanks to everyone who helps, even when it is "not their job".
- 3 I think that members are doing a great job of communicating, and I'm not just talking about relaying information about upcoming programs and events. I hope that everyone feels they can voice their opinions, concerns and ideas. Thanks for being an encouragement to our leadership team. Feel free to contact us by phone, email, or text. If you are unsure who to contact, send an email to qgscquilters@gmail.com and we will direct it to the appropriate person.
- 4 Lastly, I am forever grateful to those of you who have stepped up to fill positions for next year! I was worried there for a minute that I would have to lock the doors, but several of you came through and signed up. Please look at the slate of nominees on Page 6. Give them your thanks, and maybe even a helping hand.

We still need a President-Elect!! This person assists the President in 2024 and then has the best job of all in 2025 – that of President. I can truthfully say that of all the jobs I've held in the Guild (eight at last count), being President has been the most fun and the most rewarding. PLEASE call, email or text Laura Wheater if you have any questions about taking on this role.

We will vote for the nominees at the evening meeting on Thursday, October 26.

Yours in quilting,

Judy



Next Board Meeting:

Thursday, October 5
7 PM - ZOOM

Email Attachments

- 1) Fan Girl Workshop Info
- 2) Fan Girl Workshop Registration

Newsletter Articles are due

Tuesday, October 10.

Submit articles to:

qgscquilters.newsletter@gmail.com

Member Features:

Submit event Info and photos, if possible, of your quilt(s) that will be displayed at an upcoming event or quilt show.

What's Happening

SEPTEMBER

Thu. 9/28 Guild Mtg:
Stripology Mixology
GE Designs - Gudrun Erla
7:00 - 8:30 pm FPC & ZOOM p. 3

OCTOBER

Thu. 10/5 Board Mtg - 7:00 pm - ZOOM

Fri. 10/6 Sew Before... and Wool Work (10:00 - 12:30)
Bring your sewing project and bag lunch
9:30 am - 1:00 pm - FPC p. 5

Fri. 10/6 Guild Mtg:
Storm at Sea, Wendy Mathson
1:30 - 3:00 pm - FPC & ZOOM p. 3

Thu. 10/26 Guild Mtg -
Quilt Appraisal and Quilt Restoration
Brenda Grampas
7:00 - 8:30 pm FPC & ZOOM p. 3

NOVEMBER

Thu. 11/2 Board Mtg - 7:00 pm - ZOOM

Fri. 11/3 Sew Before... and Wool Work (10:00 - 12:30)
Bring your sewing project and bag lunch
9:30 am - 1:00 pm FPC p. 5

Fri. 11/3 Guild Mtg -
QGSC Book Club, A discussion with Author of *Quilt of Souls*,
Phyllis Biffle Elmore, Book Inspired Quilt Show, and Social
1:30 - 3:00 pm - FPC p. 3

Sat. 11/4 Workshop
Fan Girl: A Crazy Lady, Tara Miller www.quiltdistrict.com
Registration Open Now - see newsletter attachments
10:00 am - 2:30 pm - FPC p. 3

Fri. 11/16 Guild Mtg -
Quilt Judging with Kathleen Roundtree
7:00 - 8:30 pm FPC & ZOOM p. 3

"FPC" is Fayette Presbyterian Church
located at 791 Forrest Ave, Fayetteville, GA
There is a 30 minute "social hour" prior to the start of the meetings.
This Guild Calendar is for quick reference. We encourage you to go to the pages
indicated for more information.

Thursday, September 28: 7:00 - 8:30 pm
FPC & ZOOM

Stripology Mixology

GE Designs - Gudrun Erla

Put your stash to work. Learn the tricks behind Gudrun's cutting techniques.


www.gequiltedesigns.com



Friday, October 6: 1:30 - 3:00 pm
FPC & ZOOM

Storm at Sea - Wendy Mathson

Designing with Storm at Sea and Snails Trail.
www.quiltsbywendy.com




Thursday, October 26: 7:00 - 8:30 pm
FPC & ZOOM

Quilt Appraisal and Quilt Restoration

Brenda Grampas

American Quilters Society Certified Appraiser
of quilts and quilted textiles
Presentation and Illustration

www.thimbletales.com



Friday, November 3: 1:30 - 3:00 pm
FPC

QGSC Book Club
A discussion with
Author of *Quilt of Souls*
Phyllis Elmore Biffle
Book Inspired Quilt Show
and Social

Saturday, November 4:
10:00 am - 2:30 pm
FPC

Workshop.

Fan Girl: A Crazy Lady
with Tara Miller

www.quiltdistrict.com

Registration Open Now - see
newsletter attachments



QUILTERS GUILD OF THE SOUTHERN CRESCENT - 2023 PROGRAMS
September 2023
JANUARY
Day: Fri. 1/6 @ 9:30 am - 3 pm
Workshop: "The Faces of QGSC"

Evie Tomlinson

9:30 am - 1 pm

New Year Kick Off & Fair

Activities: sign ups & registrations

1:30 - 3 pm

Night: Thu 1/26 @ 7 - 8:30 pm ZOOM
Collage Quilting - Emily Taylor

What are collage quilts? How are they made? www.collagequilter.com

FEBRUARY
Day: Fri. 2/3 @ 9:30 am - 3 pm
Community Service Sew-In

9:30 am - 1 pm

Retrospective to Celebrate Black
History Month - Jan Hollins

Presentation & trunk show

www.janhollinsfiberarts.com

1:30 - 3 pm

Day/Night: Thu. 2/23
QGSC Day at QuiltCon
MARCH
Day: Fri. 3/3 @ 1:30 - 3 pm
New York Beauty State of Mind -
Linda Hahn

Presentation & trunk show

Day: Sat. 3/4 @ 9 am - 3 pm
Workshop: Wicked Wahini - Linda Hahn

www.froghollowdesigns.com

Night: Thu. 3/23 @ 7 - 8:30 pm FPC & ZOOM
Surface Design - Lisa Thorpe

Create surface designs on fabric

www.lisathorpe.com

APRIL
Day: Fri. 4/14 @ 9 am - 3 pm
Workshop: Wool Applique Pincushion
Laura Bosma & Karen Shelnut

9 am - 12:30 pm

Introduction to Wool Applique & Creative Stitching - Laura & Karen

1:30 - 3 pm

****NO NIGHT MEETING****
Day: Sat. 4/29 @ 10 am - 2 pm
25th Anniversary Luncheon
MAY
****NO DAY MEETING DUE TO 25TH ANNIVERSARY LUNCHEON****
Night: Thu. 5/25 @ 7 - 8:30 pm
Pieced Backings - Sue Klinker

Examples, tips and tricks to use the fabric you already have on the back of your quilt.

JUNE
Day: Fri. 6/2 @ 1:30 - 3 pm
Studio Art Quilt Association (SAQA)
Trunk Show

Visit up close with 40 art quilts, read about how they were made, marvel at the many techniques and VOTE for your favorites. Be prepared to browse the entire collection.

Night: Thu 6/22 @ 7 - 8:30 pm
Guild Ice Cream Social
"Read Me a Story"
JULY
Day: Fri. 7/7 @ 9:30 am - 3 pm
Community Service Sew-in

9:30 am - 1 pm

Learn to Sew - Bring a guest

Supporting the Community

1:30 - 3 pm

Night: Thu. 7/27 @ 7 - 8:30 pm
Member spotlight - Developing Your Craft from Novice to Artisan, A Panel Discussion
AUGUST
Day: Fri. 8/4 @ 1:30 - 3 pm
Member Spotlight - Get to know our Newest Members
Night: Thu. 8/24 @ 7 - 8:30 pm
Bindings and Borders - Julia Smith & Judy Daymont

Put just the right finishing touch on your quilts

SEPTEMBER
Day: Fri. 9/8 @ 1:30 - 3 pm
Designer Pillows - Laura Bosma & Claudia Singleton
Night: Thu. 9/28 @ 7 - 8:30 pm
FPC & ZOOM
Stripology Mixology - GE Designs, Gudrun Erla

Put your stash to work. Learn the tricks behind Gudrun's cutting techniques.

www.gequiltedesigns.com

OCTOBER
Day: Fri. 10/6 @ 1:30 - 3 pm
FPC & ZOOM
Storm at Sea - Wendy Mathson

Designing with Storm at Sea and Snails Trail

www.quiltsbywendy.com

Night: Thu. 10/26 @ 7 - 8:30 pm
FPC & ZOOM
Quilt Appraisal & Quilt Restoration - Brenda Grampsas

Presentation and Illustration

NOVEMBER & DECEMBER
Day: Fri. 11/3 @ 1:30 - 3 pm

QGSC Book Club, Author Phyllis Biffle Elmore, Quilt Show & Social

Day: Sat. 11/4 10 am - 2:30 pm
Workshop: Fan Girl - A Crazy Lady
Tara Miller www.quiltdistrict.com

Night: Thu. 11/16 @ 7 - 8:30 pm
FPC & ZOOM
Quilt Judging - Kathleen Roundtree

Process, criteria & prep

December 12/8 Holiday Party
QGSC 2023 CALENDAR

- Meetings are in person at Fayette Presbyterian Church, unless otherwise noted
- Thirty (30) minute "social hour" precedes meeting times noted here.
- Come early to check in Show and Tell quilts
- You will be notified of changes to this calendar by email, our website and Facebook.
- Visitors may attend 2 meetings as a Guest and a non-member program fee of \$10 is suggested for all programs. This fee will be applied to membership dues if paid at the same meeting.

NOMINATING COMMITTEE FOR 2024

LAURA WHEATER

Here's Your Opportunity!***We need you!***

A big thank you to all members who have agreed to fill these positions, especially the day timers who agreed during the meeting to fill critical spots! Okay, you night timers, there are a couple of slots open. I will be calling for volunteers during our night meeting.

The following positions are available for 2024:

President Elect
Facilities - Evening

The list of the 2024 proposed officers and committee chairs is located on page 6.

Contact Laura Wheeler to volunteer. (Contact info on p. 12).

**RETREAT**

SHARON POPE

**QGSC Retreat #11**

Thursday, March 21 – Sunday, Mar 24, 2024

Charlie Elliott Wildlife Center

Details coming soon...

WOOL STITCHING GROUP

LAURA BOSMA AND KAREN SHELNUTT

Join us in Wool Stitching "**Toned Down**"

A small group of stitchers are gathering before the day meeting to learn about stitching on wool. Here are the details:


What: **Toned Down**, a pattern by Sue Spargo, is a sampler that will explore the many stitches in **Creative Stitching** by Sue Spargo. Karen Shelnuttt and Laura Bosma will be teaching the many different stitches.

When: Fridays Oct 4, & Nov 3, from 10:00 am until 12:30, prior to the QGSC meeting at 1:30.

Where: Fayetteville Presbyterian Church (same as the Guild meeting),

Who: All who are interested. You will need to purchase the pattern and the book mentioned above and bring them to our gathering. They are available at suespargo.com. Other supplies will be available at the class to purchase.

Toned Down is a monochromatic study with a modern pop that explores the application of embroidery to achieve textural depth and dimension using 1" circles to stitch little images on top...like a tea cup, an octopus, a kitty, a butterfly, you get the idea. The pattern uses 90 1" circles, but this group is doing different approaches; most are using 1.5" circles and creating a smaller project. Your creativity is welcome. Questions? Contact Karen or Laura. (Contact info on p. 12).



PROPOSED 2024 OFFICERS & COMMITTEE CHAIRS	
President*	Laura Wheeler
Community Service	Tina Wilson
Holiday Party	Sarah Swab
Auction 2024	Martha Walker
President Elect*	<input type="text"/>
Challenge	Joan Willcocks
Monthly Mini	Tina Wilson (Day) Sarah Swab (Night)
Show-N-Tell	Deb Sweeney & Abbie Ross (Day) Sue Klinker (Night)
Audit	Judy Daymont
Secretary*	Sylvia Bolton
Historian	Jean Sheeley
Librarian	Sue Klinker, Jean Sheeley
Treasurer*	Brandi Shockley
Retreat 2024	Sharon Pope, Susan Tryon, Tammy Walker, Laura Wheeler
VP Membership*	Jane McAfee
Sunshine & Shadows	Gloria Filipelli
VP Communications*	Paula Preti
Webmaster	Candy Shively
Newsletter	Jane McAfee
Social Media	Candy Shively, Laura Bosma
VP Programs*	Karen Shelnut
Daytime	David Scott
Evening	Theresa Bush
Summer Social/Dessert Night	Susan Peryam
Facilities	Jorie Stachura (Day) <input type="text"/> (Night)
*Member of the Executive Committee	

MONTHLY MINI

TINA WILSON



This resin and fabric bowl donated by Abbie Ross was won by Candy Shively at the August night meeting.



At the September day meeting, Joy Brett was the winner of this fun cactus pincushion made by Judy Balek.


Month	Day Meeting	Night Meeting
September	Judy Balek	Jenny Hynes
October	Susan Peryam	Tammy Walker
November	Wilma Johnson	Tina Wilson

BETWEEN THE SEAMS BOOK CLUB

DEB SWEENEY

Book: *Common Threads* by Margaret Jankowski
Date: Tuesday, September 19
Time: 12 - 2 pm
Location: Bus Barn, 300 City Center Pkwy, Fayetteville
Interested? Contact Deb Sweeney to be added to the Between the Seams email distribution list. (Contact info on p. 12).

Oct 17 Mtng: *The Goodbye Quilt* by Susan Wiggs



REFRESHMENTS

WILMA JOHNSON

Please bring snacks to share at the day meeting in the month that corresponds with the initial of your last name.

Day Meeting	Initial of Last Name
October	S
November	T, U, V, W, X, Y, Z
December	Holiday Party

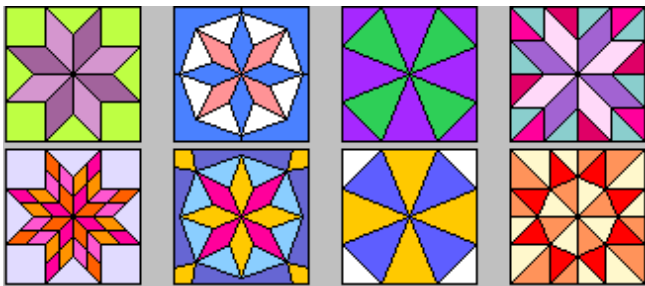
SECURITY POLICY

JUDY DAYMONT

Security Policy

To ensure the safety of the building and our members when the church office is not open, the executive board has approved a security policy.

The outside door will be locked shortly after the start of our meetings and workshops. One of our cell phone numbers will be posted on the door so our members and guests needing entrance can call to be let in. The doors will be unlocked prior to and after meeting times.



SHOW AND TELL

LAURA BOSMA, SUE KLINKER, & ABBIE ROSS


Keep those quilts coming! Our members enjoy seeing your projects on display. Come early to our meetings and check in your quilts. Please include your community service projects in the items you are submitting in our Show and Tell.




MEMBER FEATURES

JANE MCAFEE

Jacksonville Quilt Fest
September 14-16, 2023
Exhibitor: Lynne Fraas



Georgia National Fair, Perry GA
October 5-15, 2023
Exhibitor: David Scott
Quilts: Improve, Blue Sky & Retreat 2023



MEMBERSHIP

MARTHA WALKER

2023 membership is currently 93. This includes 12 new members & 6 rejoining members.

ATTENDANCE	Member	Guest	Total
25th Celebration	66	0	66
May Evening	38	0	38
June Day	28	0	28
June Evening	22	0	22
July Day	20	0	20
July Evening	34	0	34
August Day	29	0	29
August Evening	30	1	31
Sept Day	30	2	32

LIBRARY

JEAN SHEALY & SUE KLINKER



We have a wonderful new addition to the library! It's a jigsaw puzzle! Come and check it out and have some puzzle time fun.



We also have these new books that have been added to the shelves of our library.

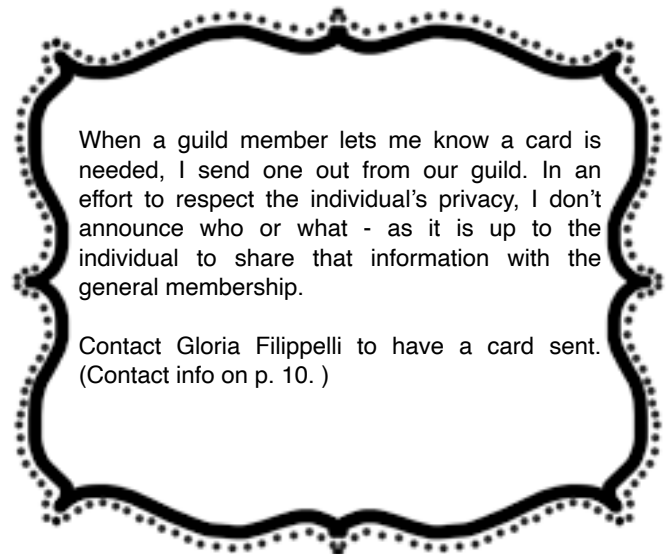
FAVORITE QUILTING TOOLS & HELPFUL TIPS

- 1) Use a lint roller to gather the threads after you have picked out a seam.
- 2) Block Loc for trimming that perfect 1/4" seam allowance
- 3) 5" x 14" Olfa Ruler
- 4) 12 1/2" x 3 1/2" Creative Grids Ruler
- 5) SewLine Pencil Trio with 3 colors for marking fabric
- 6) A dry wall square 54" long to trim quilts before binding
- 7) Use hand weights to stabilize your ruler when rotary cutting
- 8) Use a Flat Felled Foot (#71 for Bernina) for machine binding
- 9) Windy Bindy - Martha has this fun tool for winding binding
- 10) Use a stiletto to hold your corners when applying binding

This a sampling of the favorite tools and suggestions that came from our members at the August Day Meeting.

SUNSHINE & SHADOWS

GLORIA FILIPPELLI



COMMUNITY SERVICE

JENNIFER CLAY



On Thursday, September 7th, Angela LaVigna helped me deliver .25 quilts to the Fayette Pregnancy Resource Center. That makes 35 baby quilts donated to them so far this year. They give one to each expecting mother when they have a sonogram done.

On Friday, September 8th, a representative from Fayette Presbyterian Church came to our meeting, and we presented her with 22 quilts for their Prayer Crafters Ministry. This was our way of showing our gratitude for allowing us to use the church for our guild meetings. She was extremely grateful and was overwhelmed by our gift. It's not too late to turn in any other 40" quilts you may be working on.

Sarah Swab has presented 9 Quilts of Valor to Fayette County residents so far this year. She has 4 more ready to deliver. The local QOV group meets for a sew-in the second Tuesday of every month at Quilt N' Fabric from 10-3. Everyone is invited to participate.

Correction to the August newsletter—12 quilts were delivered to Bloom Closet in August, not 22.

Type of Quilt	Organization	Size Range	Team Leader
Baby Quilts	Pregnancy Resource Center	Width: 30" - 45" Length: 40" - 55"	Jennifer Clay
Throws for Children, Youths, & Adults	Christian City	Width: 45" - 60" Length: 65" - 75"	Jennifer Clay
Patriotic Quilts for Veterans	Quilts of Valor	Width: 55" - 72" Length: 65" - 90"	Sarah Swab
Throws & Pillowcases for Youths 10 & Up	Bloom Closet	Width: 45: - 60" Length: 65: - 75"	Robbin Manter
Small quilts for all ages	Fayette Presbyterian Church	Width: 40" Length: 40"	Jennifer Clay

