



# Quilters Guild of the Southern Crescent

QGSCquilters.com ~ email: [QGSCquilters@gmail.com](mailto:QGSCquilters@gmail.com) ~ Follow us on Facebook

QGSC Mailing Address: PO Box 2073 ~ Peachtree City, GA 30269

## Here's What You Need to Know Now!

Block of the Quarter	7
Board Minutes	16
Book Club	7
Challenge Quilt	10
Community Service	11
Contact Info	18
From the President	2
Library	7
Membership	9
Monthly Mini	7
Officers & Committees	17
Opportunity/Raffle Quilt	9
Out & About Town	19
Photos from May Meetings	12-15
Program Calendar (full year)	4
Show and Tell	8
Slow Stitchers	9
Sunshine and Shadows	7
Upcoming Programs & Workshops	5-6

### FROM THE PRESIDENT...

**Karen Shelnett**  
See Page 2

### Newsletter Email Attachments:

- Modern Block of the Quarter
- Raffle Quilt Block Pattern
- Handouts for Faces Quilt Workshop for July programs

Tue 6/9	<i>Board Meeting</i> 7:00pm – 8:00pm	ZOOM
Thurs 6/11	<b>Guild Meeting</b> 6:30pm Social Time 7:00pm - 8:30pm <i>Evening Meeting</i>	"Voices of the Craft" – Learning Through Quilting Podcasts led by Brandi Shockley Roundtable: Color Confidence  Block of the Quarter Due
Fri 6/12	<b>Guild Meeting</b> 1:00pm Social Time 1:30pm – 3:00pm <i>Day Meeting</i>	<i>A Star-Spangled Summer Social and Member Patriotic Trunk Show</i>  <i>Block of the Quarter Due</i>
Tue 6/16	<b>Book Club</b> 12:00pm – 2:00pm	<i>Theo of Golden by Allen Levi.</i>
Sat 6/20	<i>Newsletter Articles are due!</i> Email to: <a href="mailto:qgscquilters.newsletter@gmail.com">qgscquilters.newsletter@gmail.com</a>	
Tue 7/7	<i>Board Meeting</i> 7:00pm – 8:00pm	ZOOM
Thurs 7/9	<b>Guild Meeting</b> 6:30pm Social Time 7:00pm - 8:30pm <i>Evening Meeting</i>	<i>Introduction to "Faces" of Quilters and how to prepare for Workshop - Evie Tomlinson</i>
Fri 7/10	<b>Guild Meeting</b> 1:00pm Social Time 1:30pm – 3:00pm <i>Day Meeting</i>	<i>Introduction to "Faces" of Quilters and how to prepare for Workshop - Evie Tomlinson</i>
Sat 7/11	<b>Workshop</b> 10:00am - 3:00pm	<i>"Faces" with Evie Tomlinson</i>
Mon 7/20	<i>Newsletter Articles are due!</i> Email to: <a href="mailto:qgscquilters.newsletter@gmail.com">qgscquilters.newsletter@gmail.com</a>	
Tue 7/21	<b>Book Club</b> 12:00pm – 2:00pm	TBA

*Unless otherwise noted, all meetings are at Evergreen Church, 400 Windgate Rd, Peachtree City, GA.*

### Summer Trends and Trips

I am an avid reader! And there is nothing better in my mind than reading about quilting. This month my attention turned toward trends for quilters in the Southern part of the USA. The authors I scanned agreed that we are "reimagining traditional blocks" (like the Log Cabin, Sawtooth Star or Storm at Sea) with asymmetrical layouts and large negative spaces. Is that what is happening with your designs? It is suggested that we are using nature inspired aesthetics; such as earthy tones, low-volume "linen-look" fabrics, and heirloom style florals. The theme suggests that we blend deep historical roots with contemporary updates.

Yes, I do see some of those themes in my quilts. Looking around my very messy sewing room, what I see is a lot of inspiration from my fellow QGSC quilters. Large stitch quilting, English paper piecing, and the Boho Heart pattern by Jen Kingwell that four of our members tackled recently. On the design wall is my new patriotic quilt using the Storm at Sea pattern that Abbie and Sue Klinker taught last winter. I think this guild is a great place to learn and be inspired. And to set trends of our own.

Looking for inspiration outside of our own spaces is easy this coming season. Let's go on a road trip! A trip to the **Georgia Celebrates Quilts** show in Marietta (June 4, 5, and 6<sup>th</sup>) always inspires me as well as my shopping affinity. The exhibit at the Southeastern Quilt and Textile Museum, **17<sup>th</sup> Quilt Nihon**, is on view until June 16<sup>th</sup>. I understand this touring exhibit is not to be missed, and my love of Japanese quilting will take me there soon! The **Atlanta Quilt Festival** (July 31- Sept 5<sup>th</sup>) is smaller, very personal and one of my favorites.


As we admire our Show and Tell quilts each month, do we see themes emerging that we can call our own? What patterns and colors inspire you to quilt? Which road trip will you take this season? And no matter what is "trending", the RED, WHITE and BLUE colors will always be patriotic. I hope to see you at the Patriotic Summer Social for our day June meeting. Don't forget to wear your own version of Patriotic as we celebrate our country's 250<sup>th</sup> birthday!

I hope you have a great season with your summer stitching!

Karen

### East Cobb Quilt Guild Quilt Show

**GEORGIA CELEBRATES QUILTS® 2026**  
**June 4-6, 2026**  
 10 a.m. – 5 p.m. Daily  
 548 South Marietta Pkwy, Marietta, GA 30060  
 \$10 – Admission per Day




*Just a reminder – because the June day meeting is the Summer Social which includes a members' Patriotic Showcase, there is no regular Show and Tell.*

Mothers' Day Tribute by Karen



Inherited from Karen's grandmother Clara DeVries



Knitted by Karen's mother, Jeanne DeVries 1980



Embroidered blue quilt made by Karen's grandmother, Clara DeVries 1957

## 2026 PROGRAM CALENDAR

<p><b>JANUARY</b>  <b>Night: Thu 1/8 @ 7:00-8:30</b>  <b>Social 6:30</b>  <b>Kick-off of 2026 Theme:</b> "Spread Your Wings" with new evening format, intro to Modern Block of Quarter, Community Service speaker.  <b>Day: Fri 1/9 9:30 am-5:00 pm at PTC Library Floy Farr Room</b>                  Doors open at 9 am                  Community Service Sew-cial 9:30 - 12:30 &amp; 3:00 - 5:00.  <b>Social 1:00pm</b>  <b>Meeting: 1:30-3:00</b>  <b>Kickoff of 2026 Theme</b> "Spread Your Wings", Community Service Speaker, and Presentation of Dispatcher Quilts.</p>	<p><b>FEBRUARY</b>  <b>Night: Thu 2/12 @ 7-8:30 pm</b>  <b>Social 6:30</b>                  Meet &amp; Greet Kris Vierra, The Accidental Quilter                  [<a href="https://quilterontherun.com/">https://quilterontherun.com/</a>]  <b>Workshop: Fri 2/13 9:30 am-12:30 pm</b>  <i>Tsukineko Inks</i> Hands on marbling, stenciling, and fabric painting.  <b>Day: Fri 2/13 @ 1:30-3 pm</b>  <b>Social 1:00</b>  <i>The Accidental Quilter's Journey and Trunk Show</i> with Kris Vierra  <b>Workshop: Fri 2/13 - 6:30-8:30pm</b>  <b>Sandwich Meal @ 6:00</b>  <i>Quilt to Couture</i> - Kris Vierra</p>	<p><b>MARCH</b>  <b>Night: Thu 3/12 @ 7-8:30 pm</b>  <b>Social 6:30</b>  <i>Take Your Best Shot</i> How to photograph your quilts for presentation, show, or records with Brandi Shockley.  <b>Day: Fri 3/13 @ 1:30 - 3 pm</b>  <b>Social 1:00</b>  <b>"The In's and Out's of Exhibit Quilting"</b>– Candy Shively presents a deep dive into the process of exhibiting quilts plus  <i>2026 Challenge Quilt Reveal</i> – Danna Freeney   <i>Modern block of the quarter #1 due</i>  <b>Retreat: March 26-29</b></p>
<p><b>APRIL</b>  <b>Night: Thu 4/9 @ 7-8:30 pm</b>  <b>Social 6:30</b>  <i>Postcards</i> - Create fabric postcards to send to your friends or to be part of a guild fundraiser. Brandi Shockley &amp; Joan Willcocks  <b>Day: Fri 4/10 @ 1:30 - 3 pm</b>  <b>Social 1:00</b>  <i>Ribbons, Ribbons, Ribbons</i> - Hand and Machine Embellishment on quilts and other projects with Joan Willcocks</p>	<p><b>MAY</b>  <b>Night: Thu 5/7 @ 7-8:30 pm</b>  <b>Social 6:30</b>  <b>Meet &amp; Greet</b> with Jeanette Walton                  [<a href="http://createwhimsy.com">http://createwhimsy.com</a>]  <b>Workshop: Fri 5/8 @9:30 am-12:30 pm</b>  <i>Foundation Paper Piecing</i> - Jeanette Walton \$40  <b>Day: Fri 5/8 @ 1:30 - 3 pm</b>  <b>Social 1:00</b>  <i>Create Whimsy with Foundation Paper Piecing &amp; Trunk Show</i> - Jeanette Walton</p>	<p><b>JUNE</b>  <b>Night: Thu 6/11 @ 7-8:30 pm</b>  <b>Social 6:30</b>                  "Voices of the Craft: Learning Through Quilting Podcasts"                  Roundtable Discussion: Color Confidence   <b>Day: Fri 6/12 @ 1:30 pm - 3:00 pm</b>  <b>Social 1:00 pm</b>  <i>Semi-quincentennial</i>                  Member led Patriotic Trunk Show &amp; Summer Social   <i>Modern block of the quarter #2 due</i></p>
<p><b>JULY</b>  <b>Night: Thu 7/9 @ 7-8:30 pm</b>  <b>Social 6:30</b>  <i>Introduction to "Faces" of Quilters and how to prepare for Workshop</i> - Evie Tomlinson  <b>Day: Fri 7/10 @ 1:30 - 3 pm</b>  <b>Social 1:00</b>  <i>Introduction to "Faces" of Quilters and how to prepare for Workshop</i> - Evie Tomlinson  <b>Workshop: Sat 7/11 @ 10:00 - 3:00</b>                  "Faces" with Evie Tomlinson</p>	<p><b>AUGUST</b>  <b>Night: Thu 8/13 @ 7-8:30 pm</b>  <b>Social 6:30</b>  <b>Meet &amp; Greet</b> with Tammy Silvers                  [<a href="https://www.tamarinis.com/">https://www.tamarinis.com/</a>]  <b>Day: Fri 8/14 @ 1:30 - 3 pm</b>  <b>Social 1:00</b>  <i>Deep Dive Into Batiks</i> - Tammy Silvers   <i>Modern block of the quarter #3 due</i></p>	<p><b>SEPTEMBER</b>  <b>Night: Thu 9/10 @ 7-8:30 pm</b>  <b>Social 6:30</b>  <b>Meet &amp; Greet</b> with Liz Dougherty                  [<a href="http://www.freespiritfabrics.com">http://www.freespiritfabrics.com</a>]   <b>Day: Fri 9/11 @ 1:30 - 3 pm Social 1:00</b>  <i>Free Spirit Fabrics Trunk Show</i> - Liz Dougherty   <b>Workshop: Sat 9/12</b>                  TBD - Liz Dougherty</p>
<p><b>OCTOBER</b>  <b>Night: Thu 10/8 @ 7-8:30 pm</b>  <b>Social 6:30</b>  <i>What Makes Modern Quilting</i> - Jenny Hynes   <b>Fri 10/9 1:30 - 3 pm Social 1:00</b>  <i>Auction</i> - Watch for more details</p>	<p><b>NOVEMBER &amp; DECEMBER</b>  <b>Night: Thu 11/12 @ 7-8:30 pm</b>  <b>Social 6:30</b>  <i>Holiday Make and Take</i>   <b>Day: Fri 11/13 @ 1:30 - 3 pm</b>  <b>Social 1:00</b>  <i>How to Read a Quilt</i> - Tara Miller [<a href="http://quiltdistrict.com">quiltdistrict.com</a>]  <i>Modern block of the quarter #4 due</i>   <b>Sat. 12/5 @ 11:30 - 3:00</b>  <i>Holiday Party &amp; 2026 Challenge Reveal</i></p>	<ul style="list-style-type: none"> <li>Unless otherwise noted, meetings are at Evergreen Church in Peachtree City.</li> <li>Thirty (30) minute "social hour" precedes meeting times noted here.</li> <li>Come early to check in Show and Tell quilts.</li> <li>You will be notified of changes to this calendar by email, our website and Facebook.</li> <li>Visitors may attend two meetings as a Guest.</li> </ul>

## Upcoming Programs and Workshops

### THURSDAY, JUNE 11

**6:30 Social Time**

**7:00 - 8:30 Guild Meeting**

**Evergreen Church – Upstairs Room 301 --"Voices of the Craft: Learning Through Quilting Podcasts"**

During the evening, Brandi Shockley will lead us in a fun and informative discussion about the growing world of quilting podcasts and how they can inspire and strengthen your quilting journey. From learning new techniques and discovering fresh creative approaches, to hearing the stories behind our favorite quilt patterns and fabric designers, podcasts offer a unique way to stay connected to our wider quilting community.

### FRIDAY, JUNE 12

**1:00 Social Time**

**1:30 - 3:00 Guild Meeting Evergreen Church**

## **A Star Spangled Summer Social and Member Patriotic Trunk Show**

Join the Fun on Friday, June 12<sup>th</sup>, as we celebrate 250 years of Red, White and Blue!

You are invited to bring any and all patriotic quilts, wall hangings, and other quilty items to share in a special Member sponsored Trunk Show.

Refreshments and activities planned will leave plenty of time for the "Social" part of the meeting. This meeting is also a great chance to break out your patriotic t- shirts, hats and other clothing items, feel free to dress for the theme!



***Because the June day meeting is the Summer Social which includes a members' Patriotic Showcase, there is no regular Show and Tell.***

## Upcoming Programs and Workshops

### July Spectacular program in the wings!!!

One of our more treasured, long lasting programs a few years ago was when Evie led her "Faces" workshop to make original Collage portraits for QGSC. Visit our website to see some of the spectacular collages created at a past workshop.



#### THURSDAY, JULY 9

**6:30 Social Time**

**7:00 - 8:30 Guild Meeting**

**Evergreen Church – Upstairs Room 301**

**"Meet and Greet with Evie Tomlinson"**

A "Meet and Greet" with Evie Tomlinson, fellow guildmember. Learn about the inspiration for the Faces quilts and the many facets of Evie's creativity and quilting life.

Come, bring a friend and enjoy an evening of conversation, creativity, and inspiration with one of our guild's most endearing, creative and colorful members.

#### FRIDAY, JULY 10

**1:00 Social Time**

**1:30 - 3:00 Guild Meeting Evergreen Church**

Evie will share her program/power point that she developed for presentation to other guilds to inspire and teach us for creating a new portrait for you that will be displayed at an upcoming event in 2027. Plans are in the works for an *Art Show at the Peachtree City Library to display our creative fabric collages in early 2027.*

#### SATURDAY, JULY 11

**10:00am – 3:00pm Workshop - Evergreen Church**

This is a **hands on workshop** allowing us to create new portraits: you, your bestie, your favorite pet or someone special to you. The supply list is attached to the email distribution for this newsletter.

To Do list:

- **Please sign up for the workshop** at the June meeting or contact Jennifer Hollett by **July 9.** (see contact info on page 18)
- **Print the supply list**
- **Prepare** what you plan to collage by **identifying your** selected photo or idea you will collage
- **Gather** your favorite scraps - that represent you - theme fabrics like sock monkey's, teapots, or other fun topical prints as well as blenders
- **Need ideas?** Visit Collage on Pinterest or look at sites like Freddy Moran

**BETWEEN THE SEAMS BOOK CLUB**

**Deb Sweeney**

Our book club meets on the third Tuesday of each month from 12 noon to 2 pm at Evergreen Church.

Bring your lunch and let's discuss books, have fun, and enjoy each other's company. All are welcome, even if you haven't finished the book! It's a great way to get to know your fellow quilters in a relaxed and comfortable setting.

**Our next reads**

- June 16: *Theo of Golden* by Allen Levi.
- July 21: TBA



**SUNSHINE AND SHADOWS**

**Jorie Stachura**

Whenever a guild member informs me that a card is needed, I make sure to send one on behalf of our guild. To respect everyone's privacy, I do not announce who the recipient is or the reason for the card—sharing that information with the general membership remains the individual's choice. If you are unsure whether I have been notified, please go ahead and send me your request. It is always better to receive multiple notifications than to miss someone in need of our support.

**MODERN BLOCK OF THE QUARTER**

**Jennifer Hollett**

This block will be due and raffled off at the June meetings.

Once again, the person who brings the most blocks to each meeting will win a small prize.

Instructions are attached to the email distribution.



**LIBRARY**

**David Scott**

The guild has a wonderful library of resources to support your quilting projects. Explore the library and discover ideas for a new technique and inspiration for your next project.

**MONTHLY MINI**

**Mayra Diaz**

This is June's monthly mini, a pair of wool pinetrees embroidered by Joan Willcocks.

Last month monthly mini went to Sharon Pope a beautiful handbag made by Judy Daymont.



**2026 Monthly Mini Donation Volunteers**

Meeting	Name
June 12th	Joan Willcocks
July 10th	Martha Walker
August 14th	Susan Peryam
September 11th	Sarah Swab
October 9th	Candy Shively
November 13th	Wanda Huderski

**GUILD AUCTION, FRIDAY OCTOBER 9TH**

**Jane McAfee**

**MARK YOUR CALENDAR!**

Jane McAfee will be leading our Guild Auction. Will it be live, silent, combined, in-person, on-line?

She will be sharing all of the details in the coming months.

Interested in helping out? Contact Jane at text 770-251-7502.

**SHOW AND TELL**

**Abbie Ross**

We are **COUNTING** on you to **show off** your creations.

Unique quilts shown between the two meetings is 130 (not counting quilts shown at both meetings).

**There will be an End of Year Recognition for Day and Night Meetings in Four Categories.**

<b><u>Night Meeting</u></b> Total quilts shown YTD: 32	<b><u>Category</u></b>	<b><u>Leaders for each category</u></b>	
		<b>Name</b>	<b>#</b>
	Community Service	Judy M	4
	Wall hanging and smaller	Sue Klinker	8
	Lap size and larger	Jean Shealy, Tami Walker & Joan Wilcocks	2 each
	Clothing	Jenny Hynes	1
<b><u>Day Meeting</u></b> Total quilts shown YTD: 98			
	Community Service	Jean Raines	15
	Wall hanging and smaller	Lisa Dempsey	9
	Lap size and larger	Paula Preti	6
	Clothing	Jennifer Hollett	1

<b>Category</b>	<b>Description</b>
Community Service	See the list of focus organizations under Community Service on page 11.
Wall Hanging or Smaller Item	<ul style="list-style-type: none"> <li>• Wall hangings 36" X 48" or smaller</li> <li>• Pillowcases</li> <li>• Placemats</li> <li>• Table runners</li> <li>• Block of the Quarter</li> </ul>
Lap Size or Larger Quilt	37" X 49" or larger
Clothing	All wearable quilted clothing



Make sure you check in your Show and Tell item before the meeting for counting and display. You will be assigned a number to line up and show your creation during the meeting.

**Questions: ?**

Text or Email Abbie Ross. Contact information on page 18.

**SLOW STITCHERS**

**Karen Shelnutt**

A casual drop-in group of sewers working on hand stitching projects gather between 10:00 am and noon on the Friday morning before the day guild meeting.

EPP, embroidery, wool embellishment, and stitching on binding keep our hands busy. We break for lunch before the guild meeting with a brown bag lunch at noon.

**At the request of several slow stitchers, a wool stitching tutorial will be taught by Karen Shelnutt, starting at 10:30 am.**

If you are interested in learning new wool embellishment stitches, bring your project and threads along. Just curious? Feel free to drop in and peek over our shoulders.

To the right, is the Toned Down Circle Sampler, a pattern/kit offered by SueSpargo.com. This is the base for the tutorial described above.

**Bring:** Handwork, embroidery, applique, binding, EPP, etc. and lunch.

**Curious?** If you do not have any handwork and are curious about the many options, feel free to come and see what this group is up to. Participants are always willing to share and teach.

**Questions?:** Contact Karen Shelnutt. Contact information on page 18.



**2026-27 RAFFLE/OPPORTUNITY QUILT**

**Jenny Hynes**

Guild members please help us get started with our 2026-27 raffle quilt /opportunity quilt. We need some 72 blocks, and it's a pattern you may be familiar with.

See the instructions attached to the newsletter for the updated X-Block in white, black, gray, and red/orange/yellow attached to the newsletter email. Use fabric from your stash or ask me if you don't have the selected colors.

Note: This block is similar to but not exactly like our Modern BOQ from 2025! Dimensions and colors are slightly different!

Bring your blocks to a guild meeting by the end of June or send them to Jenny Hynes (see contact info on page 18 -- we'll arrange a meet-up). Any questions? Ask Jenny! Thanks for your help with this project.



**MEMBERSHIP**

**Sarah Swab**

There are currently 78 members in the Guild and 44 are monthly mini participants.

**May attendance:**  
 Evening – 21 members and 2 guests  
 Day – 29 members and 4 guests

**Answers to some FAQ:**

**Can we use buttons or beads for the eyes or only fabric items for embellishments?** Yes, you may embellish your birds or other elements of your quilt with any materials, however, the main elements (birds, flowers, leaves) should be patchwork pieced into the quilt.

- **Can my bird legs be slanted as if my bird is walking?** Yes, however, the leg will need to be a rectangle, square or triangle shape, but may be slanted into the background fabric.
- **May I enter more than one quilt?** Yes, you may enter more than one quilt, however, you will not be eligible to win more than one ribbon. In the event that there are winning votes for more than one quilt by the same quilter, the Challenge Committee will make the final decision for the ribbons.
- **May I draw a bird to create a fabric?** Yes, you may draw a bird on fabric, however, that fabric will need to be used as a part of a block which will create a block bird. The main challenge is to create a bird using the shapes (Square, Rectangle & Triangle) and using patchwork piecing to make the bird shape.

Ya'll love to challenge the challenger! These are terrific questions and we are so excited to see the enthusiasm and creative juices flowing!!

**Challenge Ribbon Categories: Favorite "Nothing but Birds", Favorite "Birds Making the Scene", Favorite "Modern Bird Interpretation", Most Creative Use of Fabric and Fan Favorite Block Bird Quilt.**


Quilts are due on Saturday, December 5th at the Holiday party. Challenge information and planner sheets are available as attachments to the newsletter email, on the members only section of the website and at each meeting. Feel free to reach out to me with any questions. Danna Freaney, Challenge Coordinator

**Challenge Ribbon Categories:**

- **Favorite "Nothing But Birds"**
- **Favorite "Birds Making the Scene"**
- **Favorite "Modern Bird Interpretation" Most Creative Use of Fabric**
- **Fan Favorite Block Bird Quilt**



In 2026, we will be featuring Tails of Hope and the NICU Parent Club, but I want to encourage everyone to make quilts for any charity that is meaningful to you. Every quilt makes a difference to someone!

Type of Quilt	Organization	Size Range
Baby Quilts	Pregnancy Resource Center	Width: 30" - 45" Length: 40" - 55"
Neonatal ICU Isolette Quilts <i>Black, white and any additional colors mixed</i>	NICU in Piedmont Fayette and Newnan Hospitals	Width: 60" Length: 60"
Neonatal ICU Lap Quilts <i>Any color, baby friendly materials and prints</i>	NICU in Piedmont Fayette and Newnan Hospitals	Width: 30" Length: 30"
NICU Scent Squares <i>2 pieces of fabric, wrong sides together, no batting</i>	NICU in Piedmont Fayette and Newnan Hospitals	Width: 3" Length: 3"
Throws for Children, Youths, & Adults	Christian City	Width: 45" - 60" Length: 65" - 75"
Patriotic Quilts for Veterans	Quilts of Valor	Width: 55" - 72" Length: 65" - 90"
Throws & Pillowcases for Youths 10 & Up	Bloom Closet	Width: 45: - 60" Length: 65: - 75"
Settle Mats for service dogs of veterans <i>Cotton fabric, thin batting or 2 layers of flannel.</i> 	Tails for Hope	Size: 24" x 44"

**OUT AND ABOUT TOWN**

**QUILTS JAPAN: THE 17TH QUILT NIHON**

AN INTERNATIONAL COMPETITION ONLY  
EXHIBITED AT FOUR MUSEUMS IN THE UNITED STATES

Southeastern Quilt & Textile Museum  
306 Bradley St. Carrollton, GA

ON DISPLAY  
MARCH 21 - JUNE 16, 2026

SQTMUSEUM.ORG

FIND US ON SOCIAL MEDIA!  
f i

COMMUNITY FOUNDATION OF WEST GEORGIA

The poster features a dark background with a vibrant, colorful quilt design in shades of yellow, orange, and red. It includes a QR code in the bottom left corner and logos for the Southeastern Quilt & Textile Museum and the Community Foundation of West Georgia.

ATLANTA QUILT FESTIVAL

**18th Annual  
ATLANTA  
QUILT FESTIVAL**

July 31- Sept 5, 2026

Southwest Arts Center  
915 New Hope Road  
South Fulton, GA 30331

The poster has an orange border and features a circular logo at the top with a quilt pattern. The text is centered and uses a mix of bold and regular fonts.

**East Cobb Quilt Guild Quilt Show**

**GEORGIA CELEBRATES QUILTS® 2026  
June 4-6, 2026**

10 a.m. – 5 p.m. Daily

548 South Marietta Pkwy, Marietta, GA 30060

\$10 – Admission per Day