

Paramount Academy 2020-2021 Attendance Form

WEEK #28

Daily Work Week of: March 1st – 5th

Due Date: March 8th – 10th

Student Name: _____

Grade: 1st

Teacher Name: McCormick

Date	Daily Work Completed
3/1	
3/2	
3/3	
3/4	
3/5	

**PARENT SIGNATURE REQUIRED, IF ATTENDANCE WAS LOGGED ONLINE PLEASE WRITE ONLINE IN THE DAILY WORK COMPLETED SECTION.

Parent Name (Print): _____ Parent Signature: _____

Paramount Academy

1st Grade Packet-Week 28

Week of 3-1 to 3-5-2021 (Due 3-10-2021)

We wish you all well in this new learning journey and we are here to support you in any way we can. I am available via email (jmccormick@paramountacademy.com) during the hours of 8am-3pm Monday-Friday. **These hours/days are subject to change.* Teachers will reply within one business day. Throughout distance learning, I will also be available through Microsoft Teams in the Chat for any questions that you may have about the lessons. These Morning Meetings will be recorded during our 'live' lessons and should be helpful for students to understand new concepts for the week.

Monday

Spelling Packet #19

Decodable #37

Math Lesson 100- Ordering events by time. Complete Homework 100B

Books on 'Australia' will be read during 'Morning Meeting'- Worksheets on Australia-match vocabulary word to picture & wordsearch.

Tuesday

Phonics Lesson 106- Reading and spelling digraph 'ey'. Code and read passage; answer reading/comprehension questions #1-#4. Code and read the words in the 'High Frequency Word Box'.

Math Lesson 106- Adding 9 to a number.

Wednesday

Phonics Lesson 107- Syllable division vc'/v. Sight words: America; Animal. Write as many sentences as you can about the picture using words from the word box. Sentences must make sense, and include capitalization and punctuation. Code and read the words in the 'High Frequency Word Box'.

Math Lesson 107- identifying one half, one third, and one sixth. Homework 107B.

Language Arts- 'Weather Wish' sentence sequencing.

Thursday

Diorama/Picture Habitat choice- Begin work on project.

Zebra Color-by-Number

Friday

Spelling Test #19

Language Arts- Review of Contractions

MONDAY

Name _____

Spelling Words

- | | |
|------------|-----------|
| 1. off | 1. _____ |
| 2. boy | 2. _____ |
| 3. hiding | 3. _____ |
| 4. turtle | 4. _____ |
| 5. disturb | 5. _____ |
| 6. survive | 6. _____ |
| 7. acorn | 7. _____ |
| 8. Friday | 8. _____ |
| 9. elbow | 9. _____ |
| 10. hurt | 10. _____ |
| 11. many* | 11. _____ |
| 12. any* | 12. _____ |

Note: The words followed by an asterisk are sight words and need to be memorized.

1. Curt burned his hand on the hot car.
2. The burn hurt and felt like fire.

Practice your spelling words 2 times each:

1. _____

2. _____

3. _____

4. _____

5. _____

6. _____

7. _____

8. _____


9. _____


10. _____

11.* _____

12.* _____

Practice your dictation sentences 1 time each.
Don't forget punctuation, capitalization,
finger spaces, and your best handwriting!

The page contains ten sets of horizontal lines for handwriting practice. Each set consists of a solid top line, a dashed middle line, and a solid bottom line, providing a guide for letter height and placement.



My name is Paul. I have two jobs. One job is teaching art classes. I do this job because I enjoy teaching.

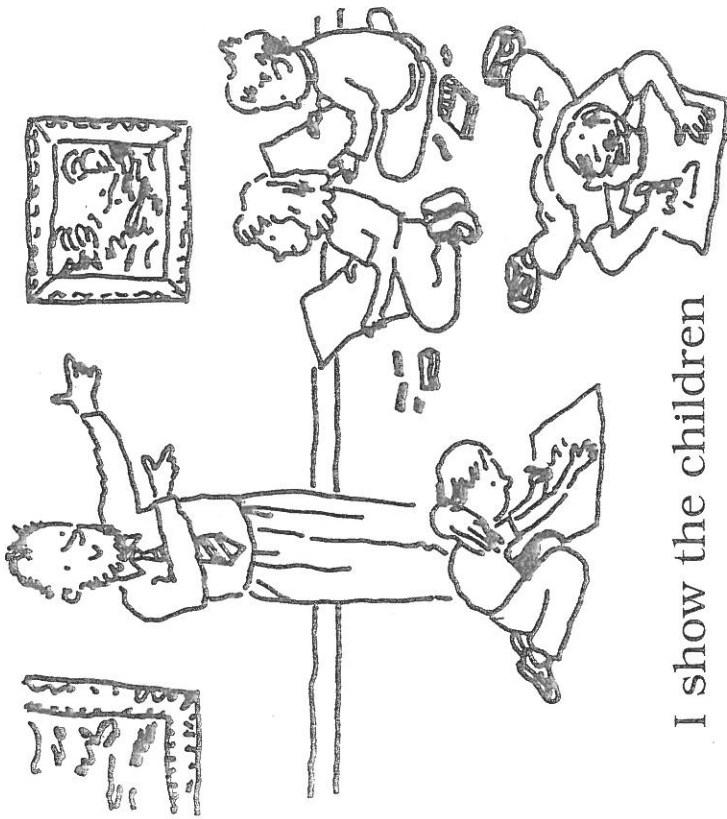
1

A Drawing Just for Me




written by Emma Rose
illustrated by Rick Brown

SAXON
PUBLISHERS



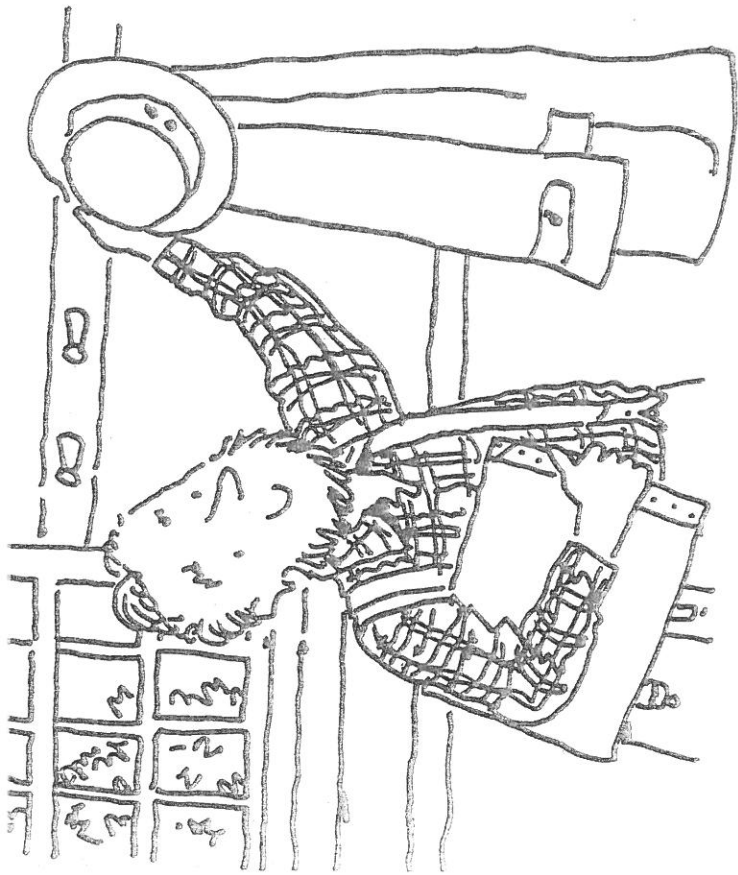
I show the children
good paintings. They tell me
what they see.

We look closely at one part.
Then they draw what they saw.




I help them with
their drawings. I teach them to
paint too. We mix colors.

The children paint because
it is fun.




My other job is even better.
That is because I get to draw! I
pack up my paints. I pause to
grab my hat.



On nice days I go out at
dawn. I go early because the
light is soft.

I look for the best spot.
Soon I start to draw.



One August day I saw a fawn. It did not see me at first. It crossed the lawn slowly. I took a snapshot of the fawn.



Later, I wanted to draw the fawn. I looked at the snapshot. That helped me draw the fawn.



I like this drawing a lot.

Should I sell it? Should I keep it?

I think this drawing is just for me.

The End

Understanding the Story

Questions are to be read aloud by a teacher or parent.

1. Who is the person telling this story?
2. What are Paul's two jobs?
3. Why does Paul go out at dawn?
4. What does Paul's snapshot show?
5. How does he use the snapshot?

Answers: 1. Paul 2. teaching art classes and painting 3. because the light is soft then 4. at dawn 5. to draw the fawn

Saxon Publishers, Inc.

Editorial: Barbara Place, Julie Webster, Grey Allman, Elisha Mayer
Production: Angela Johnson, Carrie Brown, Cristi Henderson

Brown Publishing Network, Inc.

Editorial: Marie Brown, Gale Clifford, Maryann Dobeck
Art/Design: Trelawney Goodell, Camille Venli, Joan Asikainen
Production: Joseph Hinckley

© Saxon Publishers, Inc., and Lorna Simmons

All rights reserved. No part of the material protected by this copyright may be reproduced or utilized in any form or by any means, in whole or in part, without permission in writing from the copyright owner. Requests for permission should be mailed to: Copyright Permissions, Harcourt Achieve Inc., P.O. Box 27010, Austin, Texas 78755.

Published by Harcourt Achieve Inc.

Saxon is a trademark of Harcourt Achieve Inc.

Printed in China

ISBN-10: 1-56577-999-1

ISBN-13: 978-1-56577-999-0

34 35 36 37 0940 20 19 18 17

4500690825

Name _____

Fact Homework 100

Saxon Math 1 (for use with Lesson 100-1)

Set 14: Sums of 10

Pretend you are the teacher.

Correct this paper.

Write the correct answer next to any answer that is incorrect.

$$\begin{array}{r} \boxed{8} \\ + 2 \\ \hline 10 \end{array}$$

$$\begin{array}{r} 5 \\ + \boxed{5} \\ \hline 10 \end{array}$$

$$\begin{array}{r} 7 \\ + \boxed{2} \\ \hline 10 \end{array}$$

$$\begin{array}{r} \boxed{1} \\ + 9 \\ \hline 10 \end{array}$$

$$\begin{array}{r} 4 \\ + \boxed{6} \\ \hline 10 \end{array}$$

$$\begin{array}{r} \boxed{6} \\ + 3 \\ \hline 10 \end{array}$$

$$\begin{array}{r} \boxed{2} \\ + 8 \\ \hline 10 \end{array}$$

$$\begin{array}{r} 1 \\ + \boxed{9} \\ \hline 10 \end{array}$$

$$\begin{array}{r} 6 \\ + \boxed{4} \\ \hline 10 \end{array}$$

$$\begin{array}{r} \boxed{5} \\ + 5 \\ \hline 10 \end{array}$$

$$\begin{array}{r} 9 \\ + \boxed{2} \\ \hline 10 \end{array}$$

$$\begin{array}{r} \boxed{8} \\ + 2 \\ \hline 10 \end{array}$$

$$\begin{array}{r} 4 \\ + \boxed{6} \\ \hline 10 \end{array}$$

$$\begin{array}{r} \boxed{5} \\ + 5 \\ \hline 10 \end{array}$$

$$\begin{array}{r} 3 \\ + \boxed{7} \\ \hline 10 \end{array}$$

$$\begin{array}{r} \boxed{4} \\ + 6 \\ \hline 10 \end{array}$$


$$\begin{array}{r} \boxed{3} \\ + 7 \\ \hline 10 \end{array}$$

$$\begin{array}{r} 8 \\ + \boxed{3} \\ \hline 10 \end{array}$$




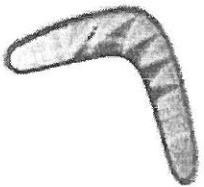

$$\begin{array}{r} \boxed{9} \\ + 1 \\ \hline 10 \end{array}$$

$$\begin{array}{r} 4 \\ + \boxed{6} \\ \hline 10 \end{array}$$

Draw a line matching the words to the pictures



Name: _____



didgeridoo

• rock

• surf

• Australia






• koala

• kangaroo

• reef

• boomerang

Find the hidden vocabulary words and circle them



Australia

kangaroo

surf

boomerang

koala

didgeridoo

reef

rock

Tuesday

The Lāndrēys hād ā dāy off. "Let's tākē ā shōrt trīp (to the vālley)." sād Dād. Hē wēnt (to) fīnd hīs kēys. Hē sād, "Mŷ cār is sittīng in (the) āllēy bŭt it's lōckēd! Wē cān't gō ūntīl wē fīnd (the) kēys ōn mŷ kēy chāīn."

The Lāndrēys startēd hūntīng for (the) kēys. They lōokēd (through) ēāch rōōm in (the) housē. They chēckēd in Dād's cōāt ānd ūnder (the) bēds. Mōm lōokēd in (the) trāsh ānd ūnder (the) pillōws ōn (the) cōuch. Tōmmŷ ānd Vīncē wēnt outsidē (to) lōok in (the) yard. Dōttŷ, (their) dālmatīon pŭppŷ, (was) in hēr dōghousē. Tōmmŷ ānd Vīncē (heard) ā jīnglīng sound. (They) snēakēd ōvēr (to) sēē (what) it (was). Dōttŷ lōokēd ūp, surprisēd (to) sēē (the) chīldrēn pēēkīng insīdē. As shē dīd, (the) kēy chāīn fēll frōm hēr mōuth.

1. What was missing? _____
2. Where did the Lāndrēys want to go?
 - ☐ to the āllēy
 - ☐ outsidē
 - ☐ to the vālley
3. What did Tōmmŷ ānd Vīncē hēār outsidē?
 - ☐ ā jīnglīng sound
 - ☐ ā noīse in (the) āllēy
 - ☐ Dād callīng
4. Who hād (the) missīng kēys? _____

High Frequency Word Box

their

some

there

brown

come

cōld

Dear Parent/Guardian:

Today your child learned the following for digraph **ey**: name, sound, written form, and keyword (key). Please have him/her read the paragraphs and answer questions #1-#4. Then have him/her read the high-frequency words. Please return the paper to school.

Name _____

1. Write the number that is one more than each number.

6, _____

14, _____

22, _____

2. Gina put 6 strawberries on her cereal. She ate 3 strawberries. What type of story is this?

some, some more

some, some went away

Draw a picture and write a number sentence to show what happened.

Number sentence _____

How many strawberries does she have left to eat? _____ strawberries

3. Harry had 43 pennies. He put them in groups of 10 on a mat. Draw the pennies to show what he did.

4. Someone spilled paint on one of my number cards and covered the digit on the right.

Which number card has paint on it? _____

39	32	35	31	3*
33	36	30	38	34

5. Choose four odd numbers. Add 9 to each number.

$$\begin{array}{r} \bigcirc \\ + 9 \\ \hline \square \end{array}$$

$$\begin{array}{r} \bigcirc \\ + 9 \\ \hline \square \end{array}$$

$$\begin{array}{r} \bigcirc \\ + 9 \\ \hline \square \end{array}$$

$$\begin{array}{r} \bigcirc \\ + 9 \\ \hline \square \end{array}$$

Name _____

A. Write the answers.

$0 + 9 = \underline{\hspace{2cm}}$

$1 + 9 = \underline{\hspace{2cm}}$

$2 + 9 = \underline{\hspace{2cm}}$

$3 + 9 = \underline{\hspace{2cm}}$

$4 + 9 = \underline{\hspace{2cm}}$

$5 + 9 = \underline{\hspace{2cm}}$

$6 + 9 = \underline{\hspace{2cm}}$

$7 + 9 = \underline{\hspace{2cm}}$

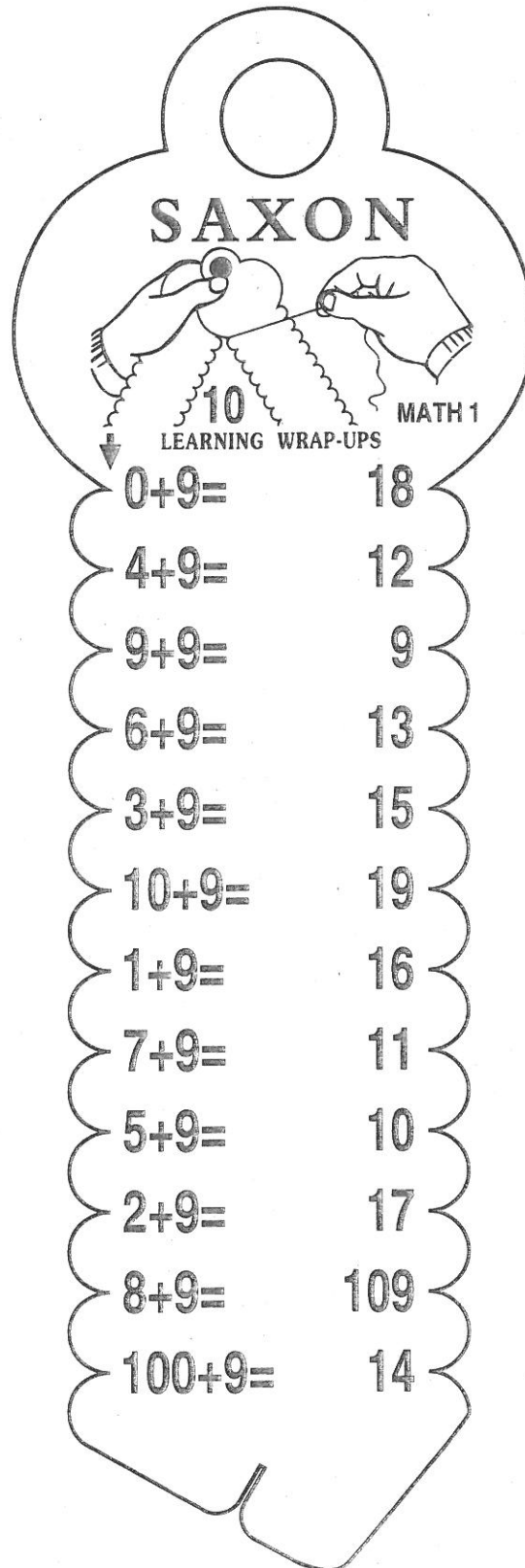
$8 + 9 = \underline{\hspace{2cm}}$

$9 + 9 = \underline{\hspace{2cm}}$

$10 + 9 = \underline{\hspace{2cm}}$

$100 + 9 = \underline{\hspace{2cm}}$

B. Draw lines to connect the problems to the answers.



Wednesday



snow

playing

making

driveway

boys

sweeping

mom

cider

girl

dad

throwing

carrying

High Frequency Word Box

animal

seven

America

study

never

found

Dear Parent/Guardian:

Today your child learned to divide "vcv" words between the consonant and the second vowel and to place the accent on the first syllable (city, seven). Your child also learned the sight words "America" and "animal." Please have him/her use words from the box to write as many complete sentences about the picture as possible. Then have him/her read the high-frequency words. Please return the paper to school.

Name _____

Homework 107B

Saxon Math 1 (for use with Lesson 107)

1. Fill in the missing numbers.

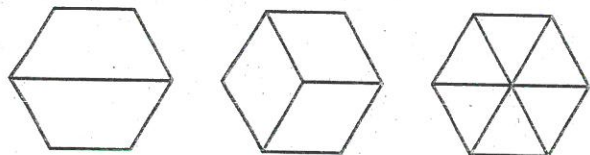
81									90
91									100

2. Cathy wrote four adding 9 facts. Then she wrote two more adding 9 facts. Show the facts she wrote. Write a number sentence to show how many adding 9 facts Cathy wrote.


Number sentence _____

How many adding 9 facts is that? _____ adding 9 facts

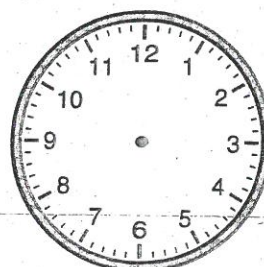

3. Point to the cake that is divided into sixths.
Color one sixth of the cake green.
Point to the cake that is divided into thirds.
Color one third of the cake blue.
Point to the cake that is divided into halves.
Color one half of the cake red.



4. Color the pennies brown. How much money is this? _____



5. Show half past two on both clocks.



Name _____

Write the
sentences
in order.


A Weather Wish

First
it is a
sunny day.

Then money falls
from clouds of gray.



Next the
sunshine goes away.

I wish...



1. _____

2. _____



3. _____

Thursday

Name: _____

Diorama Ideas

ANIMAL HABITATS

<u>Desert</u>	<u>Grasslands</u>	<u>Rainforest</u>	<u>Ocean</u>
Rattlesnake	elephant	jaguar	angelfish
Javelina	antelope	howler monkey	shark
Coyote	cheetah	sloth	whale
Desert tortoise	giraffe	bats	octopus
Fox	hippo	toucan	dolphin
Gila monster	hyena	anaconda	starfish
Roadrunner	leopard	iguana	clownfish
Vulture	lion	lizards	coral
Wolf	meerkat	boas	crab, lobster
Deer	ostrich	frogs	jellyfish
	Rhino	pygmy hippo	sea turtle
	Zebra		manatee
	Kangaroo		manta ray
	Jaguar		anemone
			seahorse

<u>Wetland</u>	<u>Woodland Forest</u>
Fish	fox
Frog	owl
Turtle	rabbit
Beaver	wolf
Raccoons	bear
Deer	snake
Alligator	raccoon
Egret, Heron	squirrel
Crane	bats
Otter	birds: Woodpecker
	Cardinal
	Blue jay
	Robin red breast
	Eagle
	Crow

Name _____


Use the answers to the subtraction problems
to color the picture.

$7 - 5 = \underline{\hspace{2cm}} \text{ black}$

$6 - 3 = \underline{\hspace{2cm}} \text{ blue}$

$10 - 6 = \underline{\hspace{2cm}} \text{ yellow}$

$9 - 4 = \underline{\hspace{2cm}} \text{ green}$



Friday

Name _____

Spelling Test

1. _____

2. _____

3. _____

4. _____

5. _____

6. _____

7. _____

8. _____

9. _____

10. _____

*11. _____

*12. _____

Handwriting practice lines consisting of solid top and bottom lines with a dashed midline for letter height guidance. There are ten sets of these lines on the page.

Name _____

Pick a word from the box that means the same as each pair of words. Write it on the line.



She is tall.
She's tall.

he's	it's	I've	that's	they're
they've	we're	we've	you're	you've

1. I + have

2. we + are

3. it + is

4. that + is

5. you + have

6. they + have

7. we + have

8. he + is

9. they + are

10. you + are



Home Activity Your child practiced making contractions with 's, 've, and 're. Read each contraction on this page aloud. Challenge your child to use each one in a sentence. Then work together to write each sentence.

Name: _____

Age: _____

Grade: 1st

Mrs. J. McCormick-1st Grade Teacher

Paramount Academy

11039 West Olive Avenue

Peoria, AZ 85345

Handwriting practice lines consisting of solid top and bottom lines with a dashed middle line for letter height guidance. There are 10 sets of these lines on the page.

PE Cover Sheet

K-3

Week 28

Monday-Friday we will be doing 10 jumping jacks, 10 mountain climbers, and 10 burpees.

Please make sure to put your name on your paper, and drink lots of water.

Stretches for PE Monday, Tuesday, Wednesday, Thursday and Friday

Monday	10 Jumping Jacks	10 Mountain Climbers	10 Burpees	Parent/Gardian/Teacher Signature:
Tuesday	10 Jumping Jacks	10 Mountain Climbers	10 Burpees	Parent/Gardian/Teacher Signature:
Wednesday	10 Jumping Jacks	10 Mountain Climbers	10 Burpees	Parent/Gardian/Teacher Signature:
Thursday	10 Jumping Jacks	10 Mountain Climbers	10 Burpees	Parent/Gardian/Teacher Signature:
Friday	10 Jumping Jacks	10 Mountain Climbers	10 Burpees	Parent/Gardian/Teacher Signature:

Name:

Week 28 K-3

