

Paramount Academy 2020-2021 Attendance Form

WEEK #28

Daily Work Week of: March 1st – 5th

Due Date: March 8th – 10th

Student Name: _____

Grade: K

Teacher Name: Hollingsworth

Date	Daily Work Completed
3/1	
3/2	
3/3	
3/4	
3/5	

**PARENT SIGNATURE REQUIRED, IF ATTENDANCE WAS LOGGED ONLINE PLEASE WRITE ONLINE IN THE DAILY WORK COMPLETED SECTION.

Parent Name (Print): _____ Parent Signature: _____

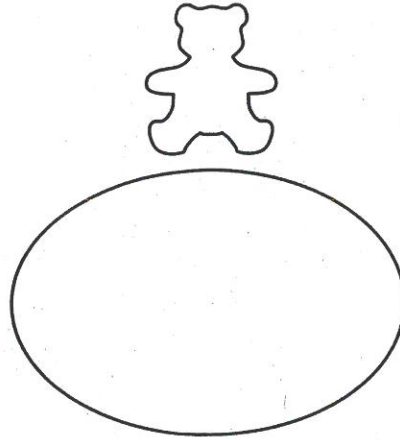
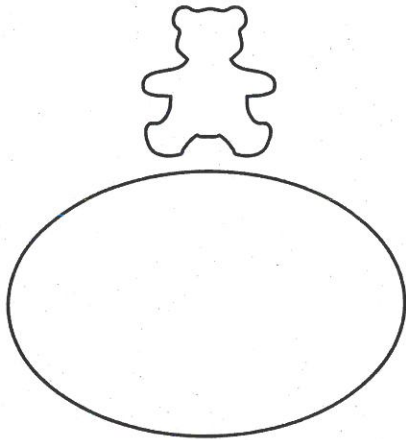
Week of March 1-5, 2021. Kindergarten

	Monday	Tuesday	Wednesday	Thursday	Friday
Math	Lesson 97	Lesson 98	Lesson 99	Lesson 100	Review
Phonics	Lesson 97, Lowercase w	Lesson 98, Uppercase W	Lesson 99, Handwriting	Lesson 100, Letter w book	Review/decod able readers
Science	What Can you see in the daytime sky?	What can you see in the nighttime sky?	How does the sky change during the day?	How does the Moon change?	Review

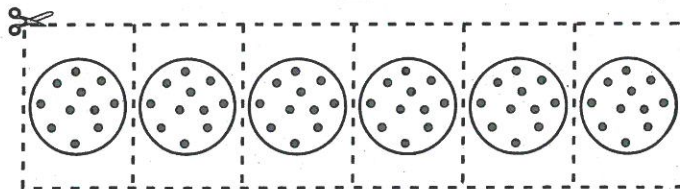


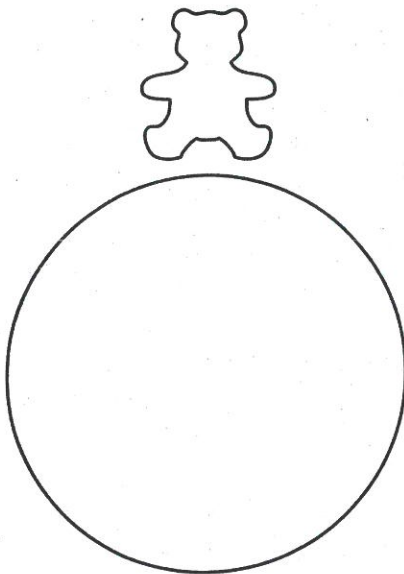
We will also be reading different Dr. Seuss books throughout the week and doing some fun book related activities.

Name _____

Parent: Assist your child as he or she colors and cuts apart the cookies at the bottom of this paper. Ask your child to divide the cookies so that each of the two teddy bears has the same number of cookies.



Use the same cookies. Ask your child to divide the cookies so that each of the three bears has the same number of cookies.



Name _____

Ww



1. _____

w	g	c	w
l	w	p	w
w	r	w	g
u	w	i	x

2. _____




5. _____



3. _____




6. _____



4. _____



7. _____



High Frequency Word Box

love

six

jump

have

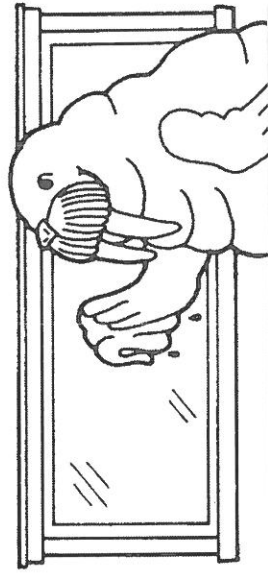
do

Dear Parent/Guardian:

The words in the box are some of the words that occur most frequently in print. To help your child become a more fluent reader, have him/her practice reading these words to you.



Name: _____



Trace.



Write.

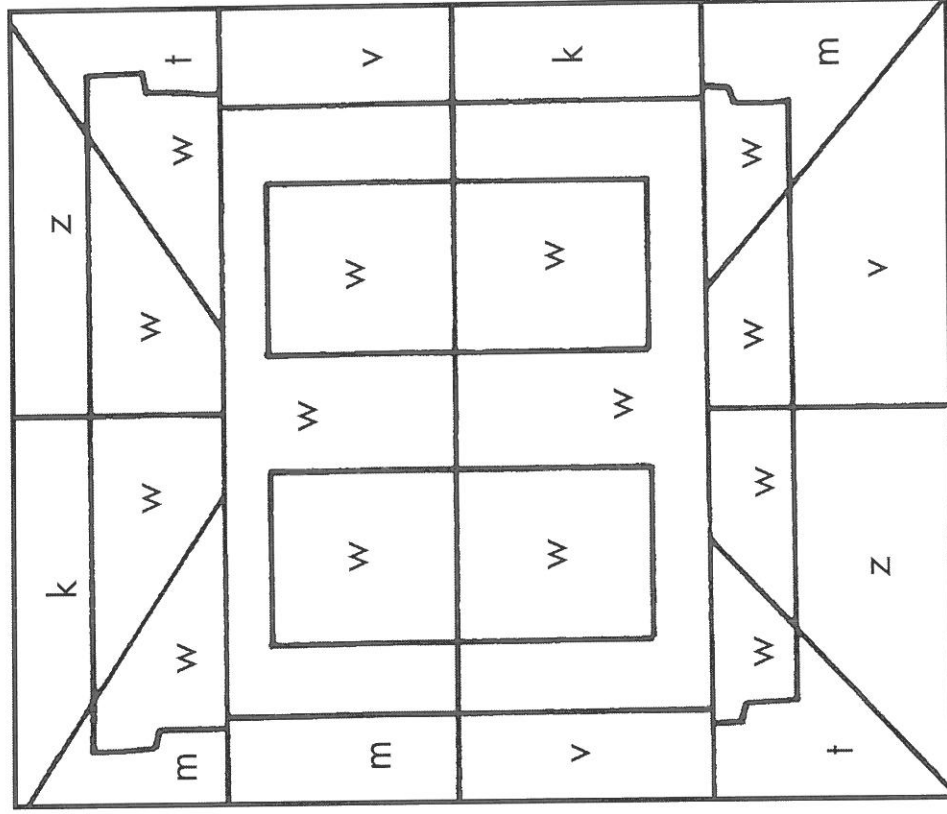
Circle each **w**.

v w w

W Z

Lowercase w

Find each **w**. Color that shape blue.
Then color the rest of the picture.

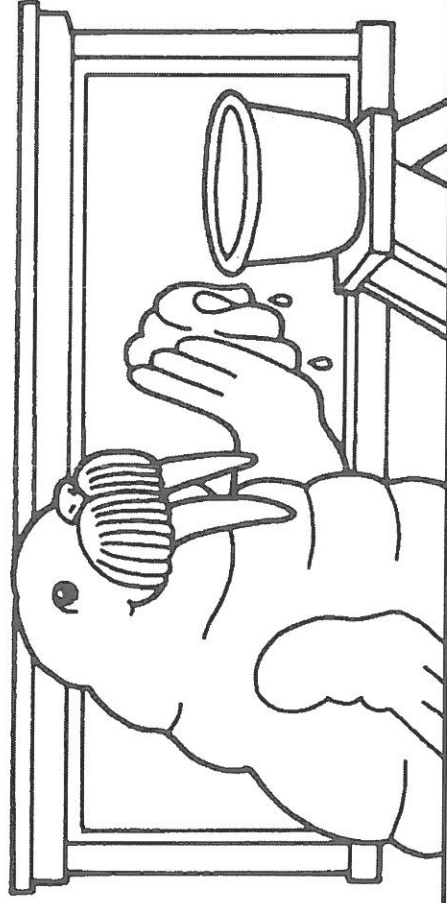




Name: _____

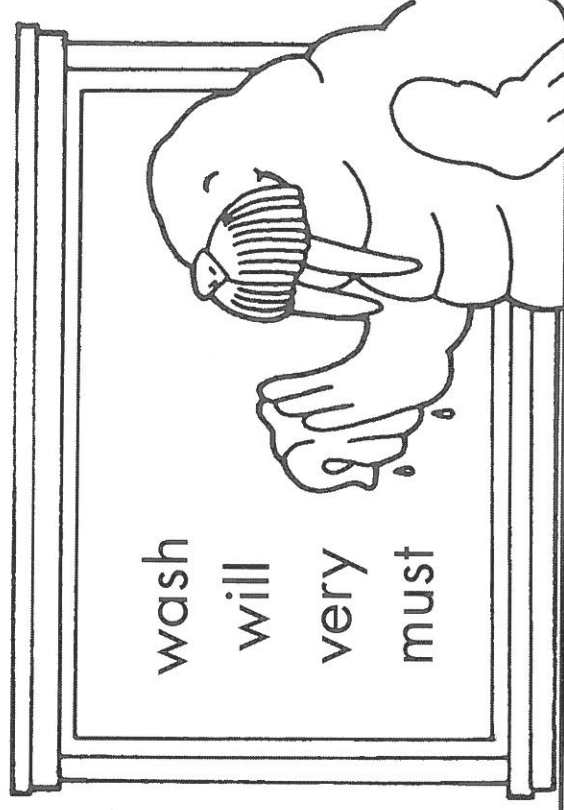
Lowercase w

Draw another window for Walrus to wash. Write **w** on each window.



Trace the word below.
Read the words on the window.
Circle each word with a **w**.

window

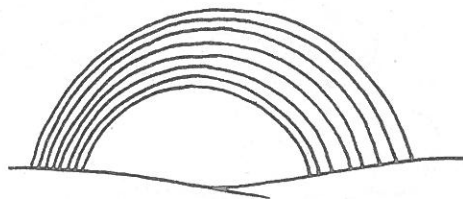

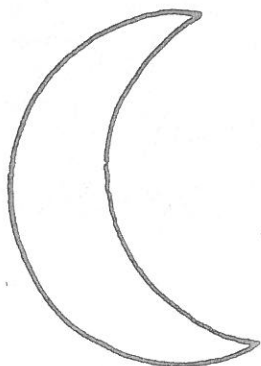




Name _____

Use with pages 216–217.

What can you see in the daytime sky?

Circle the things you can see in the sky during the day.

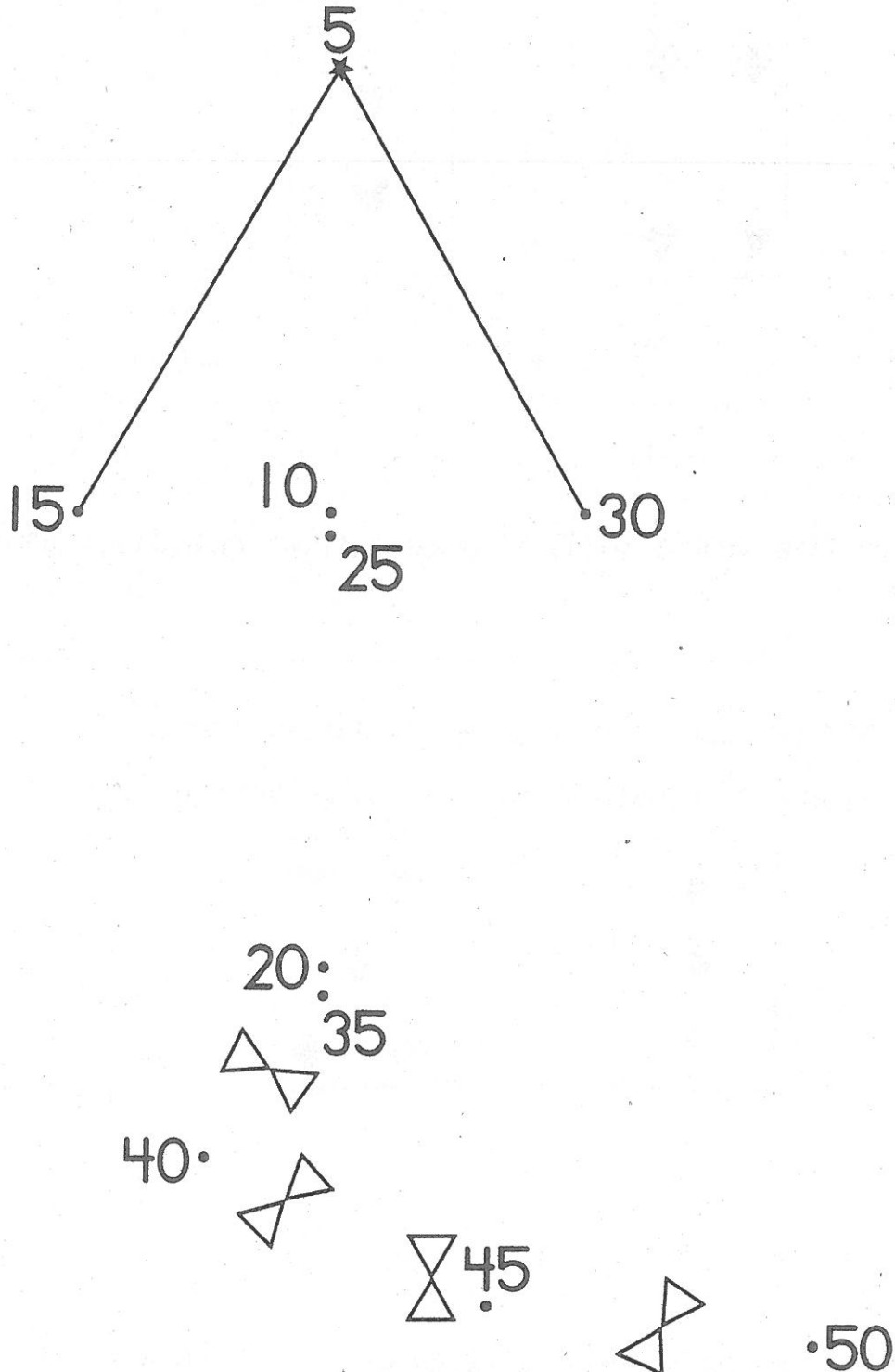


Directions: Name the pictures. Circle the pictures that show things you can see in the sky during the day.

Home Activity: With your child, draw a daytime scene that also shows the day sky. Talk about what you both want to include in the picture and why these things are appropriate for a daytime picture.

Connect the dots as you count by 5's from 5 to 50.



5	10	15	20	25	30	35	40	45	50
---	----	----	----	----	----	----	----	----	----



Name _____

How many hearts are on each card?

How many hearts are there altogether?





$$\underline{\hspace{2cm}} + \underline{\hspace{2cm}} = \underline{\hspace{2cm}}$$

Color the card with the greater number of hearts red.

How many diamonds are on each card?

How many diamonds are there altogether?




$$\underline{\hspace{2cm}} + \underline{\hspace{2cm}} = \underline{\hspace{2cm}}$$

Color the card with the greater number of diamonds red.

Name _____

Ww



1. _____

5. _____

9. _____

2. _____

6. _____

10. _____

3. _____

7. _____

11. _____

4. _____





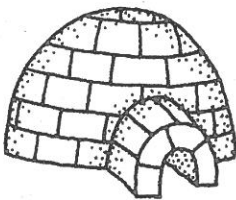




8. _____

12. _____

W T P W

Z W C W

W J W Y

1. 	2. 	3. 
4. 	5. 	6. 
7. 	8. 	9. 



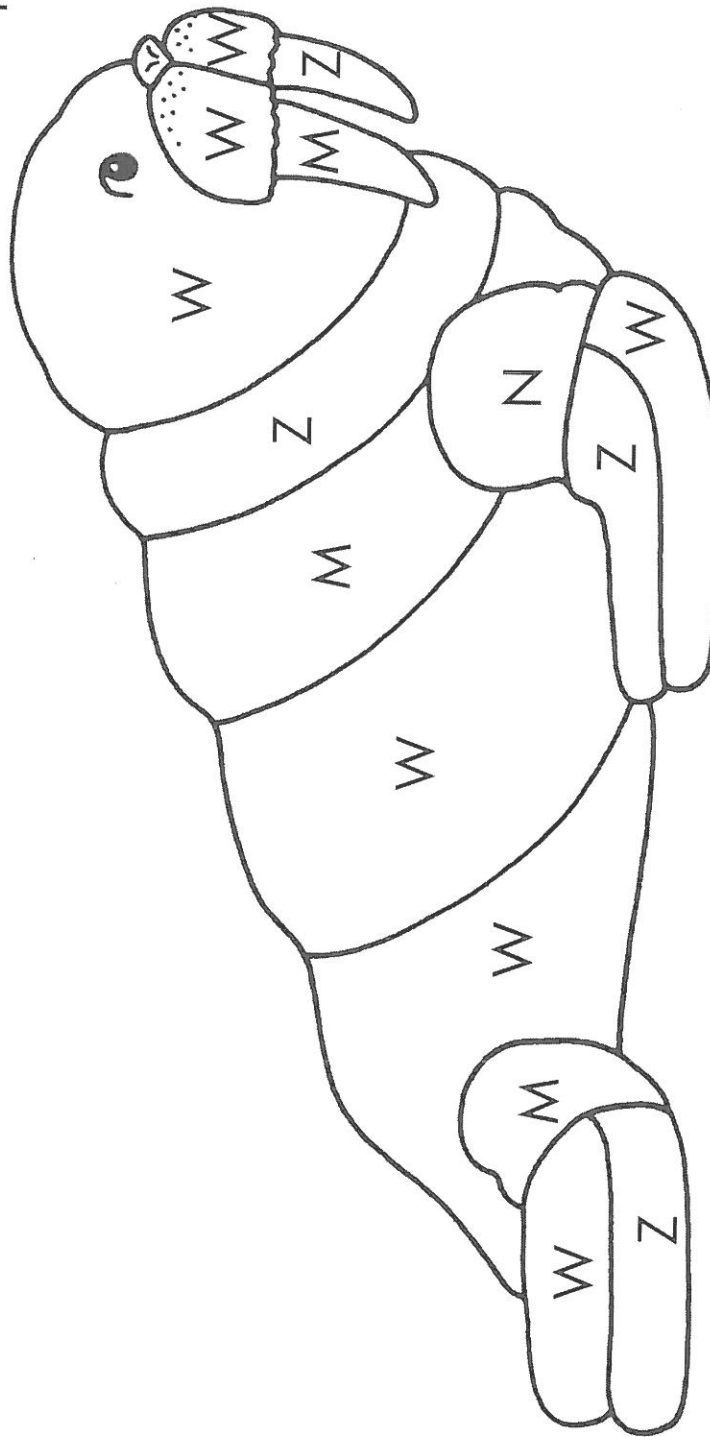
Name: _____

Uppercase W

Trace. Write.



Find each **W**. Color that shape brown. Then color the rest of the picture.





Name: _____


Uppercase W

Circle each **W**.

M W Z W




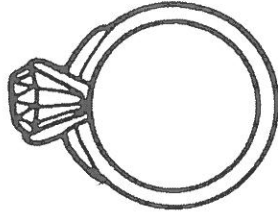
W N W M

Write **W** to complete the word.



alrus

Color each item that begins with **W**.



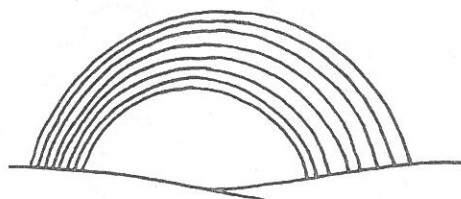



Name _____

Lesson Review

Use with pages 218-219.

What can you see in the nighttime sky?

Circle the things you can see in the sky at night.



Directions: Name the pictures. Circle the pictures that show things you can see in the sky at night.

Home Activity: With your child, draw a nighttime scene that also shows the night sky. Talk about what you both want to include in the picture and why these things are appropriate for a nighttime picture.


© Pearson Education, Inc.


Write the missing numbers in the rectangles.

1				
6				
11				
				20

Color the card with the greater number of diamonds red.

$$\underline{\hspace{2cm}} \quad \underline{\hspace{2cm}} \quad \underline{\hspace{2cm}} \\ = \quad + \quad$$







How many diamonds are on each card?
How many diamonds are there altogether?

Color the card with the greater number of hearts red.

$$\underline{\hspace{2cm}} \quad \underline{\hspace{2cm}} \quad \underline{\hspace{2cm}} \\ = \quad + \quad$$





How many hearts are on each card?
How many hearts are there altogether?

Name _____

Name _____

Ww



E X

D V

v d

x e

w U

y C

u Y

c W

1.

wet web win

2.

wig well weld

3.

swept wind west

4.

will twill win

5.

weld wept went

High Frequency Word Box

was

will

love

six

you

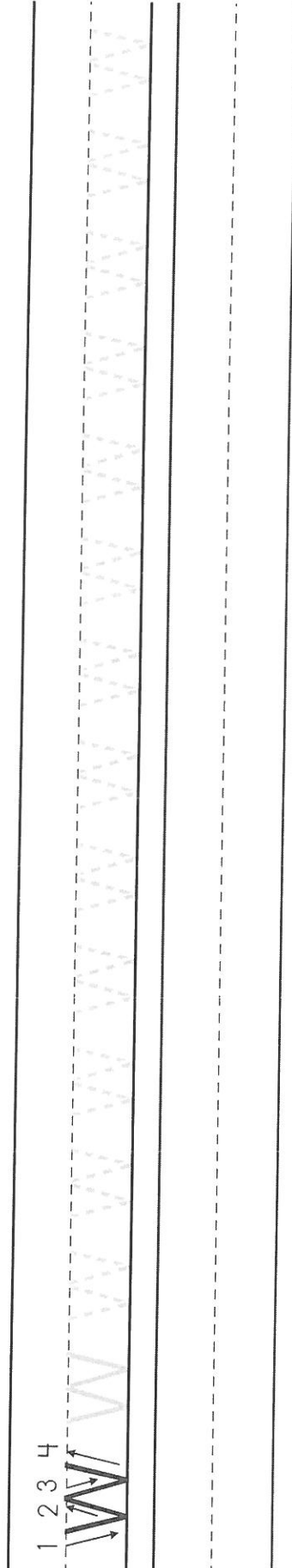
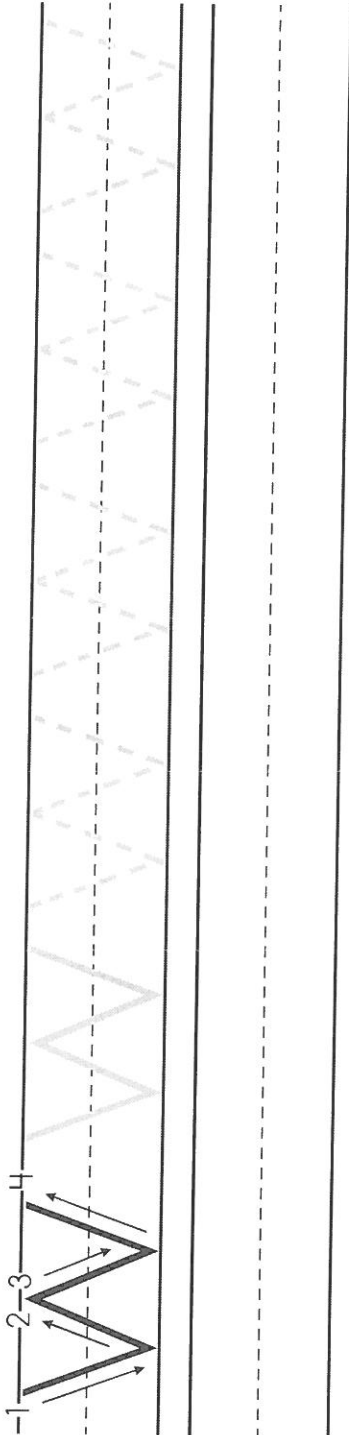

Dear Parent/Guardian:

The words in the box are some of the words that occur most frequently in print. To help your child become a more fluent reader, have him/her practice reading these words to you.

Name _____

 Trace and write.

w is for Worm.



 Circle every W and every w.

W V M V U W V M W M V

w v u m w w m w v u

I found _____ W's and _____ w's.



Name _____

Use with pages 220-221.

How does the sky change during the day?

Show what happens first, next, and last.

Write 1, 2, or 3.





Directions: Describe what you see in each picture. Think about which picture shows what comes first, next, or last. Write 1, 2, or 3 on the lines under each picture.

Home Activity: Cut a large circle from yellow construction paper. Talk with your child about what time it is as you hold the "Sun" overhead in different locations.



Name _____

Problem-Solving Worksheet

100A

Saxon Math K (for use with Lesson 100-2)

Understand

Plan

Solve

Check

Draw a Picture



Nine children were playing at the park. Four children went home. Show how many children are playing at the park now.

How many children are playing at the park now? _____

Name _____


Performance Task Worksheet 100B

Saxon Math K (for use with Lesson 100-2)

Understand

Plan

Solve

Check

Ten dogs were playing at the park. Three dogs went home. Show how many dogs are playing at the park now.

How many dogs are playing at the park now? _____

Child's explanation of how he/she solved the problem: _____

Name _____

1. _____

9. _____

17. _____

2. _____

10. _____

18. _____

3. _____

11. _____

19. _____

4. _____

12. _____

20. _____

5. _____

13. _____

21. _____

6. _____

14. _____

22. _____

7. _____

15. _____

23. _____

8. _____

16. _____

24. _____

Ww



1. web



4. wet




2. west



5. wax



3. twin



6. wind



w o W
f W n
R R w


High Frequency Word Box

was will of
from four

Dear Parent/Guardian:





The words in the box are some of the words that occur most frequently in print. To help your child become a more fluent reader, have him/her practice reading these words to you.

Rainbow write or color the letters. Glue into your notebook.




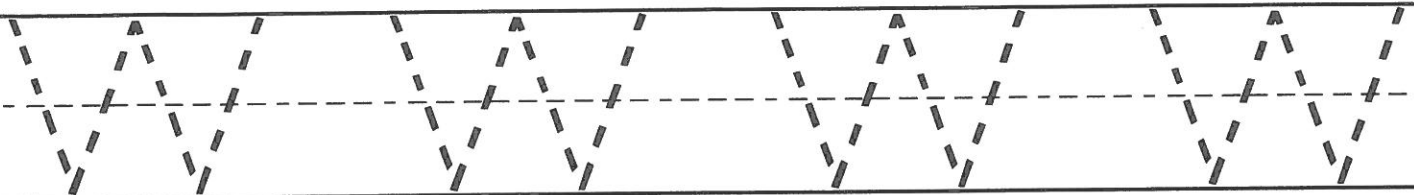
Color the pictures and glue into your notebook. Lift the flap and add any extra words you may know or from around the room.

My Letter "Ww" Vocabulary




Trace the letters and then lift the flap and make your best upper and lower case letter underneath.

I can write the letter.



Color or dot the correct letter only.





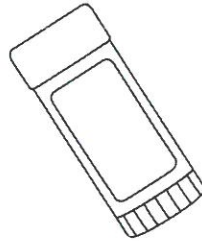


I can find the letter W w.



Cut and glue down the flaps. Then cut and glue the pictures under the appropriate flap.

I can hear words that start with W.

Ww




How does the Moon change?


Draw a full Moon.

Draw a crescent Moon.

full Moon



crescent Moon



Directions: Think about how a full Moon looks. Draw a full Moon in the top box. Think about how a crescent Moon looks. Draw a crescent Moon in the bottom box.

Home Activity: Cut one large circle from white paper and one large circle from black paper. With your child, place the black circle over the white circle to show the different phases of the Moon.

PE Cover Sheet

K-3

Week 28

Monday-Friday we will be doing 10 jumping jacks, 10 mountain climbers, and 10 burpees.

Please make sure to put your name on your paper, and drink lots of water.

Stretches for PE Monday, Tuesday, Wednesday, Thursday and Friday

Monday	10 Jumping Jacks	10 Mountain Climbers	10 Burpees	Parent/Gardian/Teacher Signature:
Tuesday	10 Jumping Jacks	10 Mountain Climbers	10 Burpees	Parent/Gardian/Teacher Signature:
Wednesday	10 Jumping Jacks	10 Mountain Climbers	10 Burpees	Parent/Gardian/Teacher Signature:
Thursday	10 Jumping Jacks	10 Mountain Climbers	10 Burpees	Parent/Gardian/Teacher Signature:
Friday	10 Jumping Jacks	10 Mountain Climbers	10 Burpees	Parent/Gardian/Teacher Signature:
Name:				Week 28 K-3