

Paramount Academy 2020-2021 Attendance Form

WEEK #33

Daily Work Week of: April 12th – April 16th

Due Date: April 19th – 21st

Student Name: _____

Grade: K

Teacher Name: Hollingsworth

Date	Daily Work Completed
4/12	
4/13	
4/14	
4/15	
4/16	

****PARENT SIGNATURE REQUIRED, IF ATTENDANCE WAS LOGGED ONLINE PLEASE WRITE ONLINE IN THE DAILY WORK COMPLETED SECTION.**

Parent Name (Print): _____ Parent Signature: _____

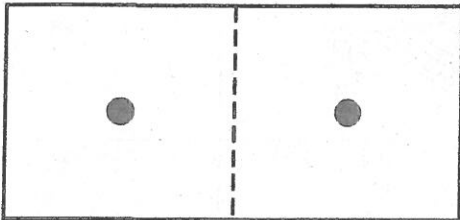
Mrs. Hollingsworth, Week of 4/12/21

	Monday	Tuesday	Wednesday	Thursday	Friday
Math	Lesson 117 What is it? 11-14	Lesson 118 What is it? 14-17	Lesson 119 What is it? 18-20	Lesson 120 I like rainy days I love flowers (dot to dot)	19 learning mat review
Phonics	Lesson 117 Out of this world	Lesson 118 Umbrella dot to dot	Lesson 119 Those Thorns	Lesson 120 Those Thorns	Handwriting <i>That Thunder</i>
Science/Social Studies	Assessments	Assessments	Assessments	Assessments	Assessments

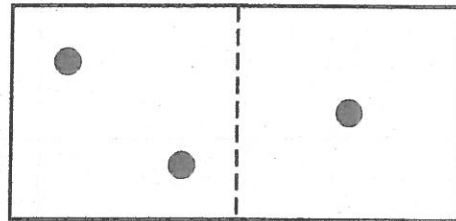
Name _____

How many dots are on each half?

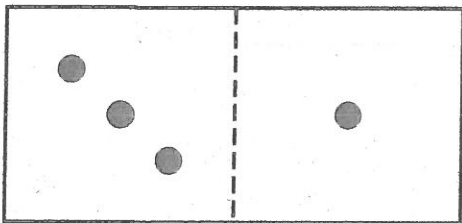
How many dots are on each domino?



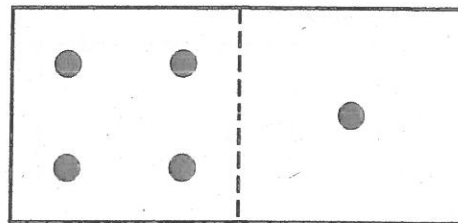
_____ + _____ = _____



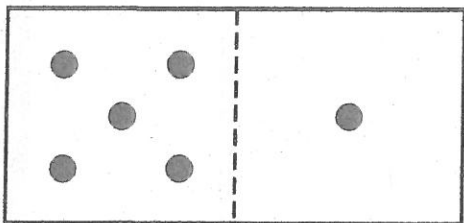
_____ + _____ = _____



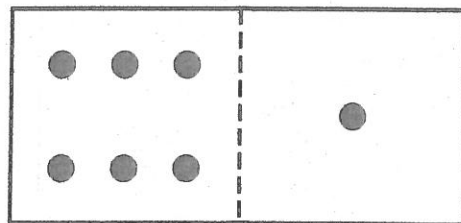
_____ + _____ = _____



_____ + _____ = _____



_____ + _____ = _____



_____ + _____ = _____

Color the domino that shows a double, red.

Count the money.



¢



¢



¢

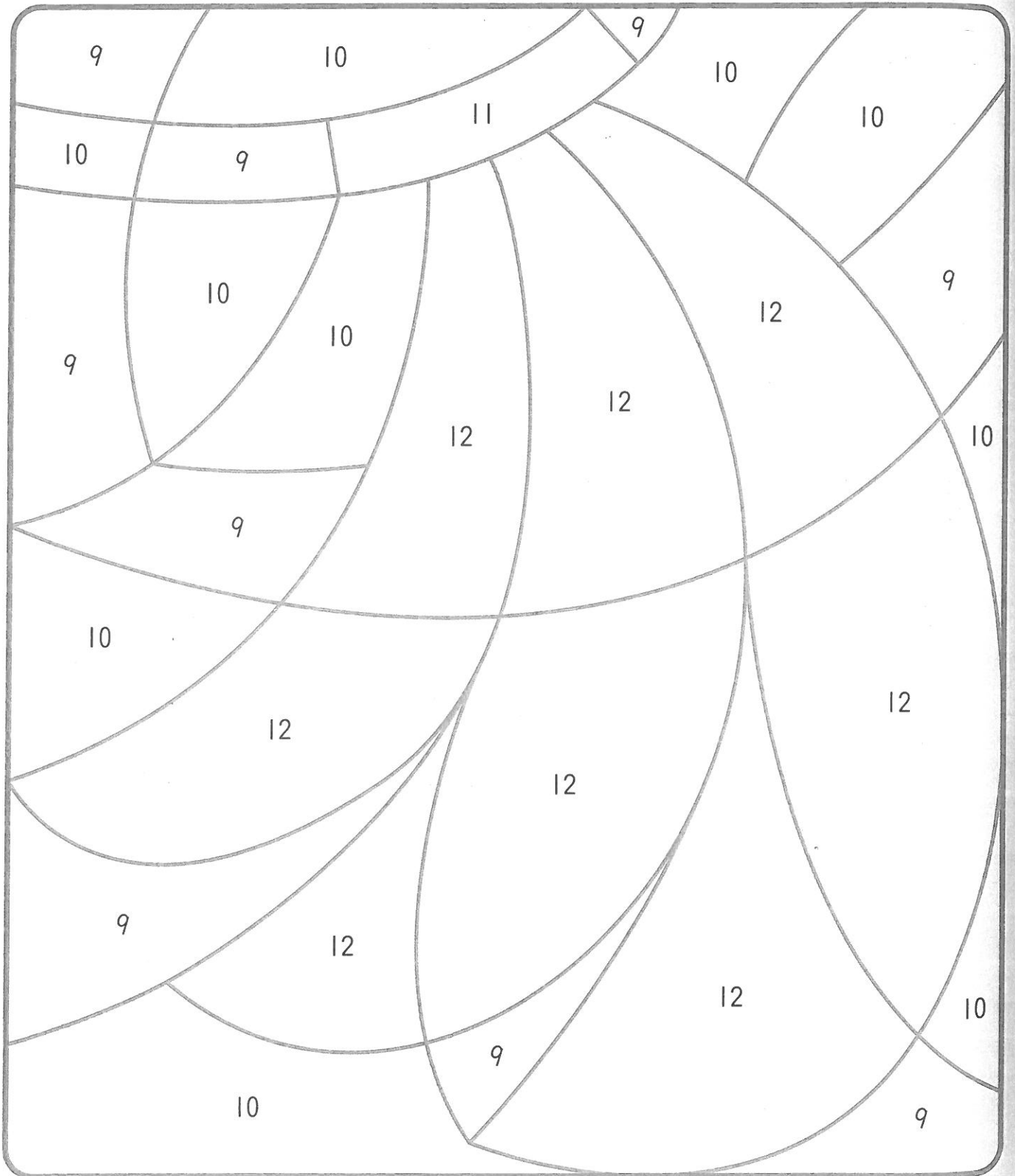


¢

What Is It?

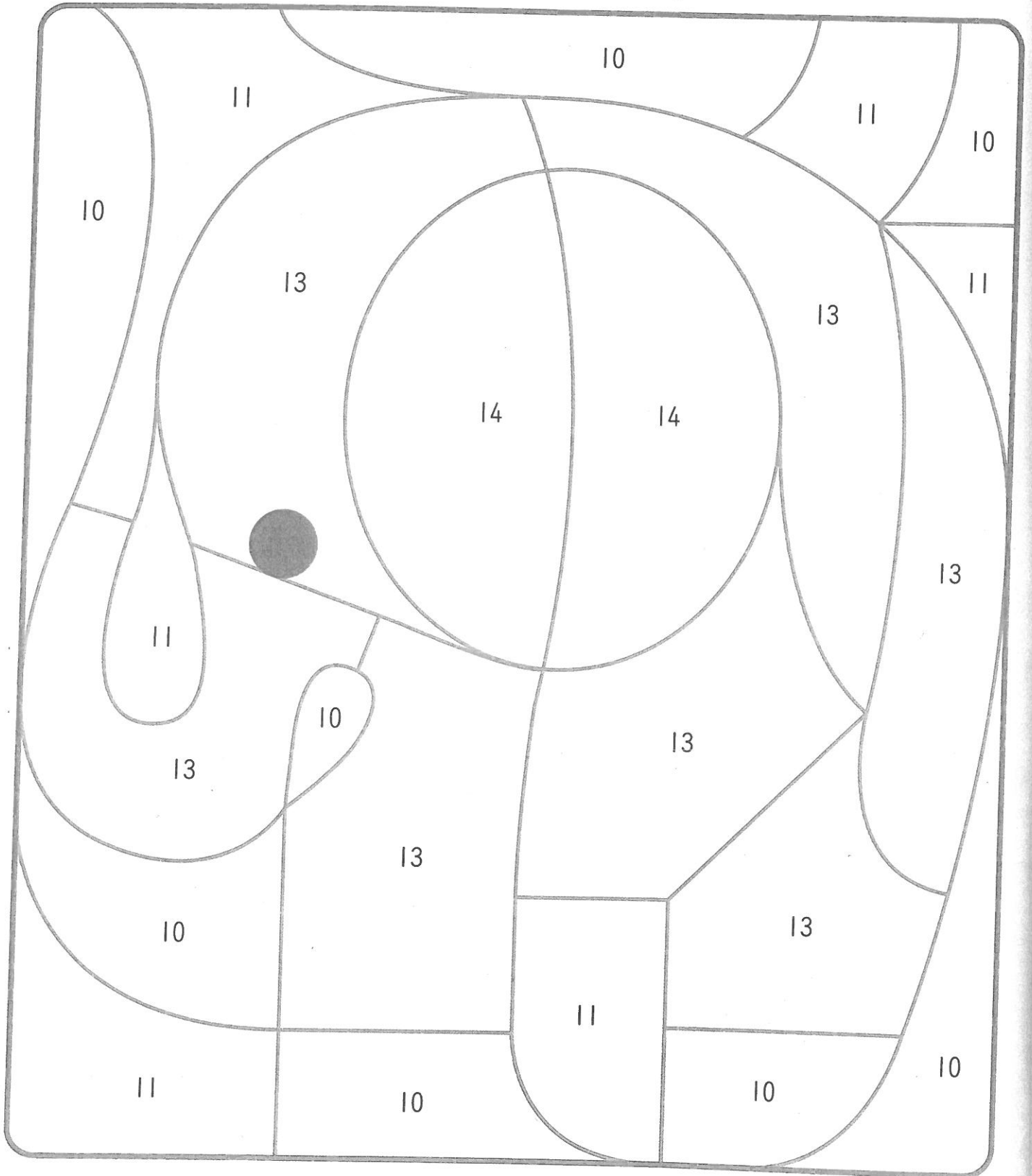
■ Use the key below to color by number.

11 = brown 12 = yellow



What Is It?

- Use the key below to color by number.
13 = brown 14 = orange



Name _____



1. _____

qu	sh	th	ck
ck	qu	sh	th
sh	th	qu	ck
qu	ck	th	sh

2.

the that than

3.

this then than

4.

then them the

5.

than this that

High Frequency Word Box

when two she

he was

Dear Parent/Guardian:

The words in the box are some of the words that occur most frequently in print. To help your child become a more fluent reader, have him/her practice reading these words to you.

Name _____

Out of This World

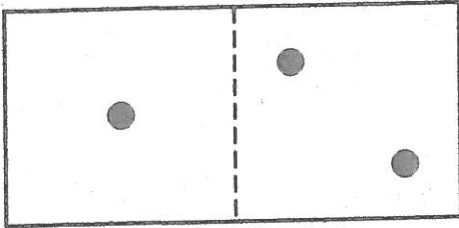
Connect the dots from A to Z.

A dot-marker activity titled "Out of This World". The central illustration is a rocket ship with a space helmet. Various celestial objects are scattered around: a comet, a planet with rings, a crescent moon, a large planet with bands, a starry sky, and a moon. The letters A through Z are placed at various points on the drawing. Lines are already drawn for letters A, B, C, D, L, M, N, S, T, U, V, W, X, and Z. The remaining letters to be connected are E, F, G, H, I, J, K, O, P, Q, R, and Y.

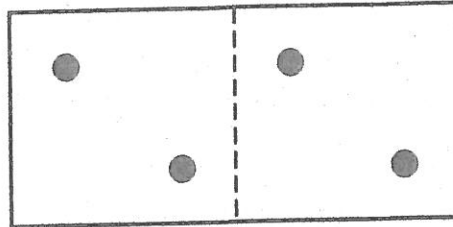
Name _____

How many dots are on each half?

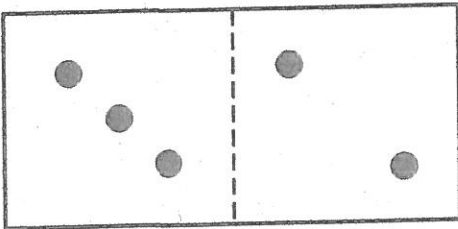
How many dots are on each domino?



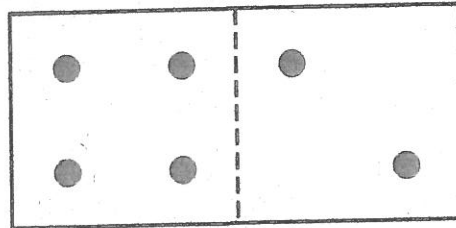
$$\underline{\quad} + \underline{\quad} = \underline{\quad}$$



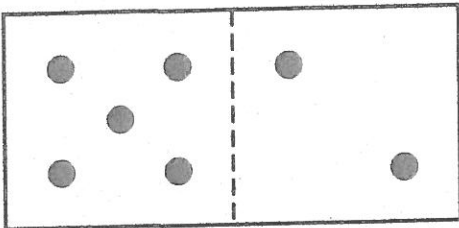
$$\underline{\quad} + \underline{\quad} = \underline{\quad}$$



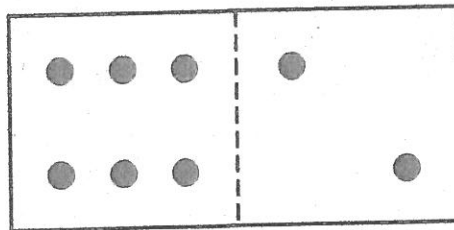
$$\underline{\quad} + \underline{\quad} = \underline{\quad}$$



$$\underline{\quad} + \underline{\quad} = \underline{\quad}$$



$$\underline{\quad} + \underline{\quad} = \underline{\quad}$$



$$\underline{\quad} + \underline{\quad} = \underline{\quad}$$

Color the domino that shows a double red.

Connect the dots as you count from 0 to 20.

0 1 2 3 4 5 6 7 8 9 10 11 12 13 14 15 16 17 18 19 20

12

14

10

11 13

15

16

9

17

7 19

8

18

1

5

2

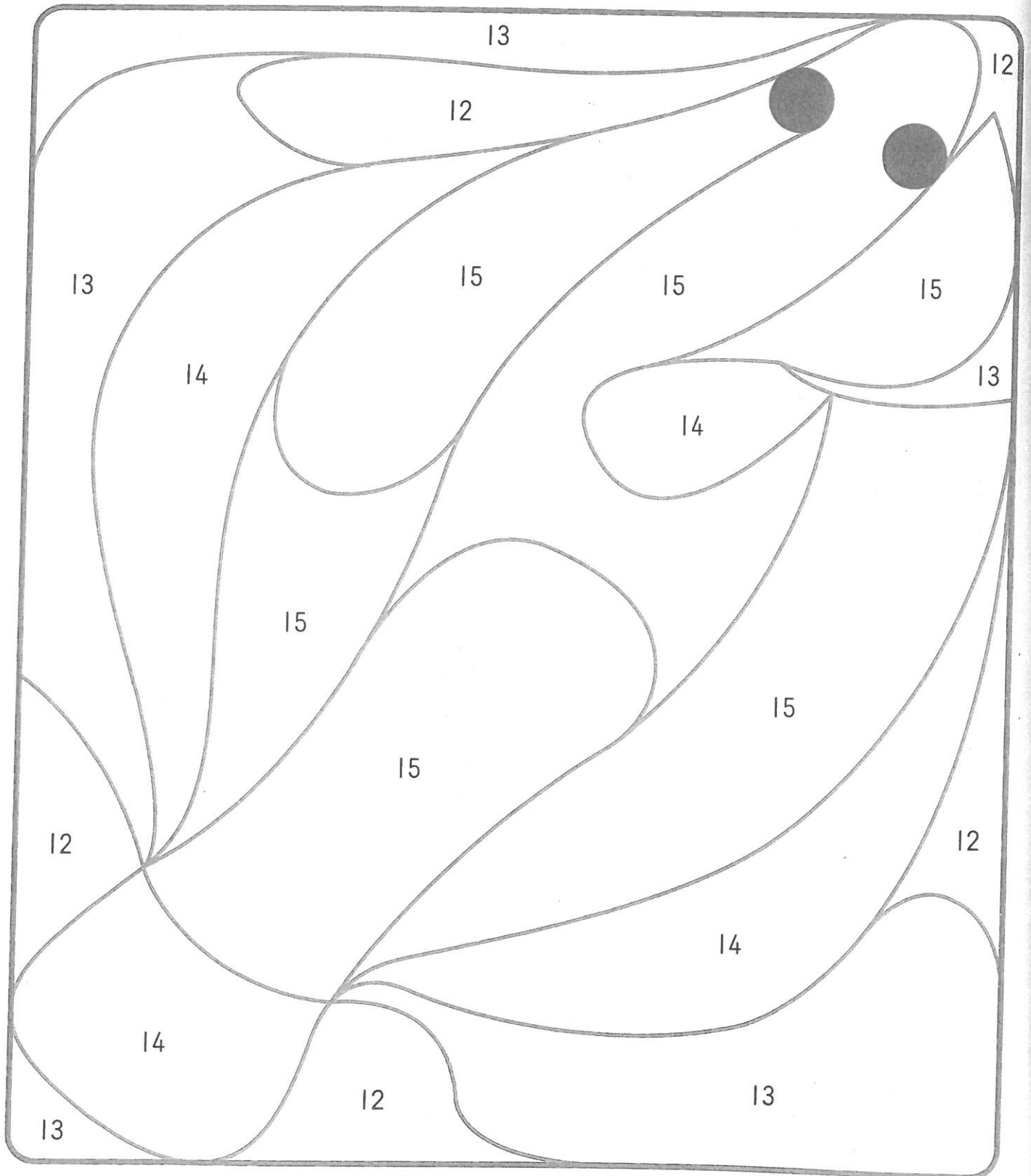
0 3 6 20

4

What Is It?

■ Use the key below to color by number.

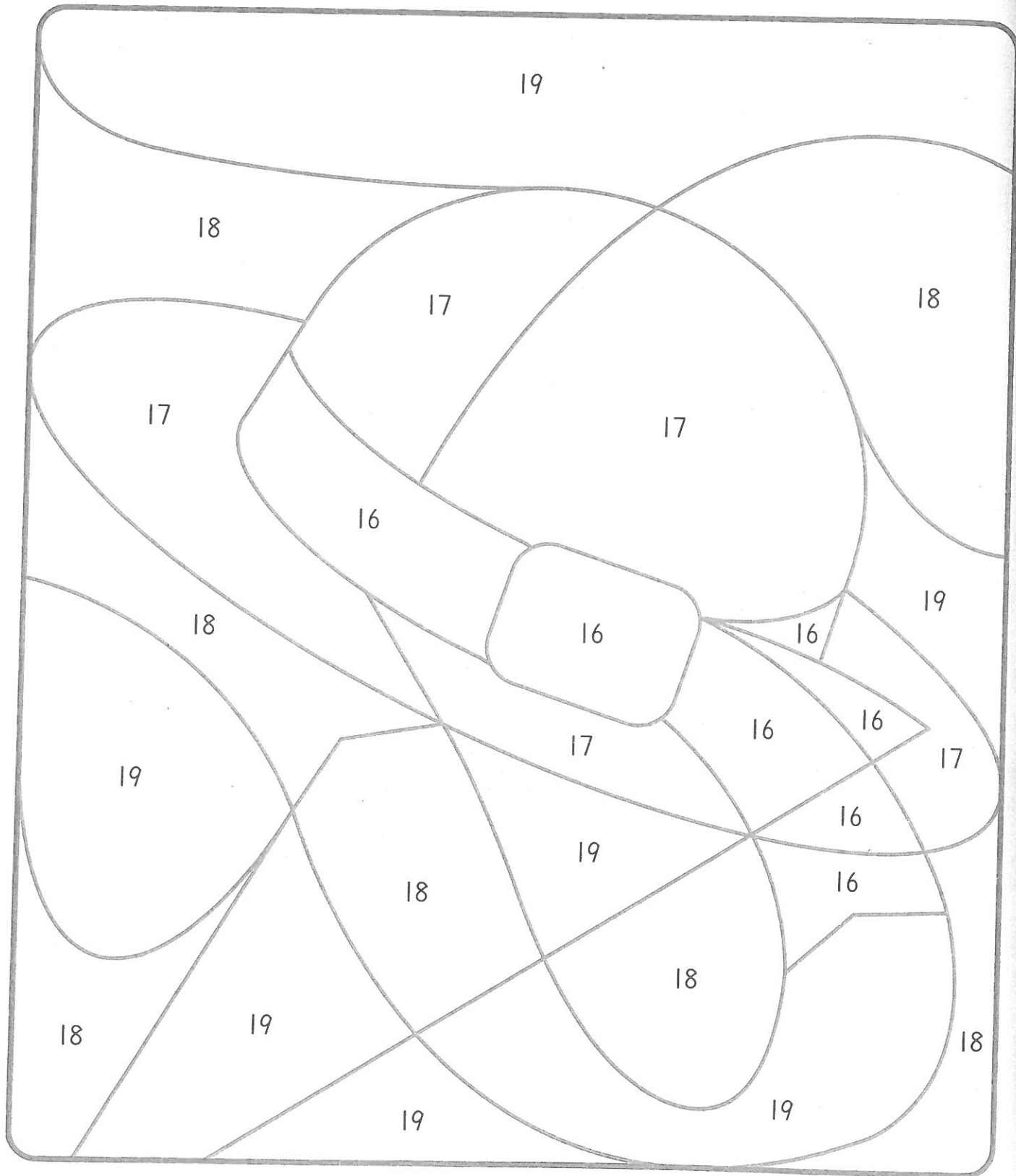
14 = orange 15 = red



What Is It?

■ Use the key below to color by number.

16 = blue 17 = red



Name _____



1. _____

5. _____

9. _____

2. _____

6. _____

10. _____

3. _____

7. _____

11. _____

4. _____

8. _____

12. _____

hot swim red than dish

1. The sun is _____.

2. Six is less _____ ten.

3. A fish can _____.

4. The dog will lick the _____.

5. The dress is _____.

High Frequency Word Box

when she what
two my

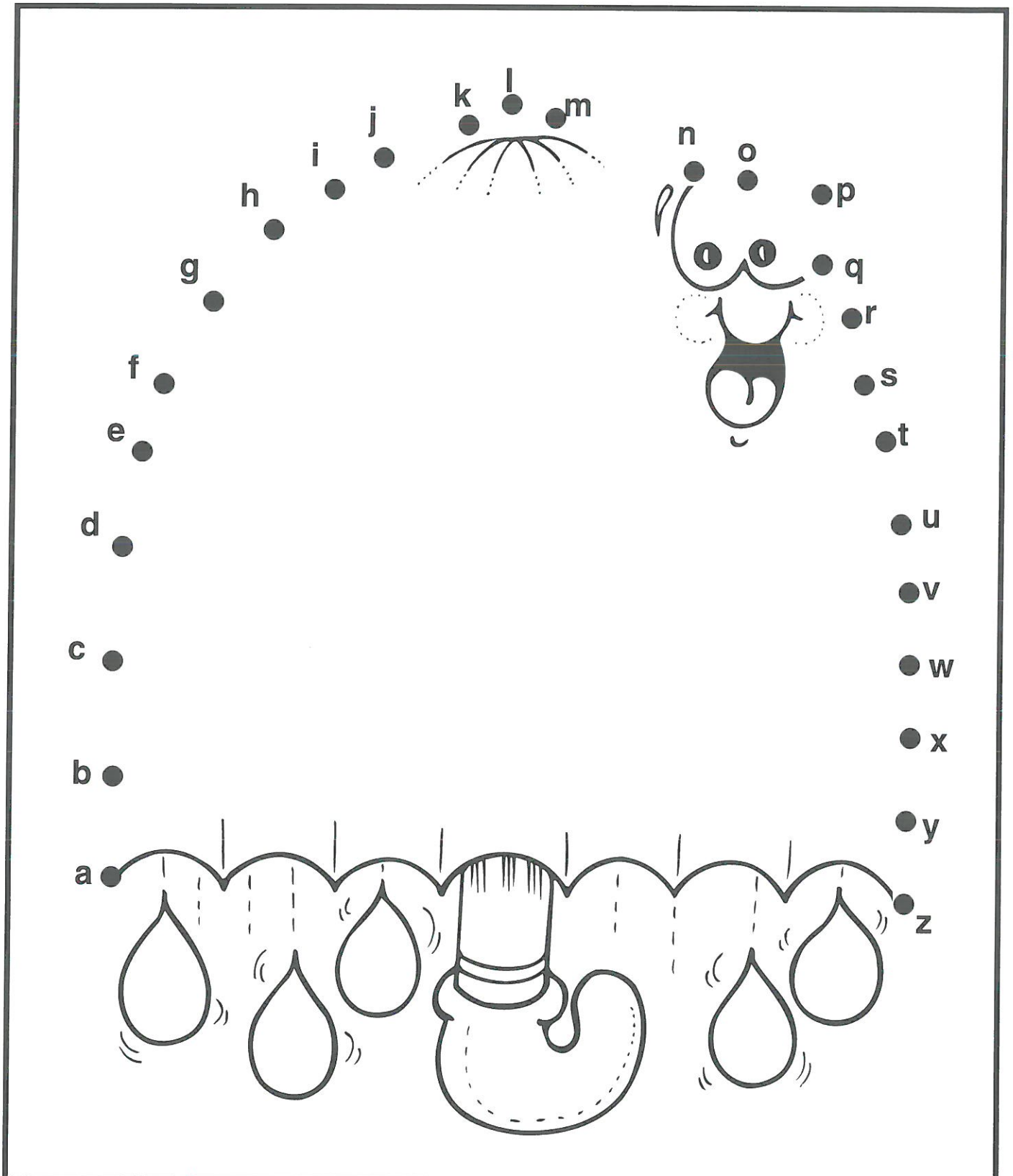
Dear Parent/Guardian:

The words in the box are some of the words that occur most frequently in print. To help your child become a more fluent reader, have him/her practice reading these words to you.

Name _____

Skill: Alphabet dot-to-dot

Connect the dots by following the alphabet.



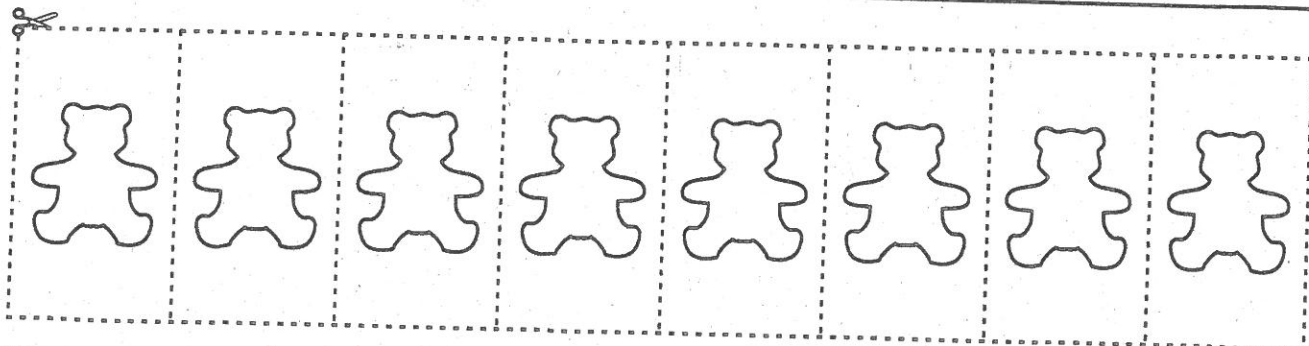

Name _____

Parent: Assist your child as he or she colors and cuts apart the teddy bears at the bottom of this paper. Ask your child to use the teddy bears to act out the story below as you read it. Make up additional stories for your child to act out. Ask your child to make up a story for you to act out.

Story: Five teddy bears jumped into the pool. Three more teddy bears jumped in. How many teddy bears are in the pool now? It's rest time. Clear the pool.

Repeat with 4 teddy bears jumping into the pool and 3 more teddy bears jumping into the pool.

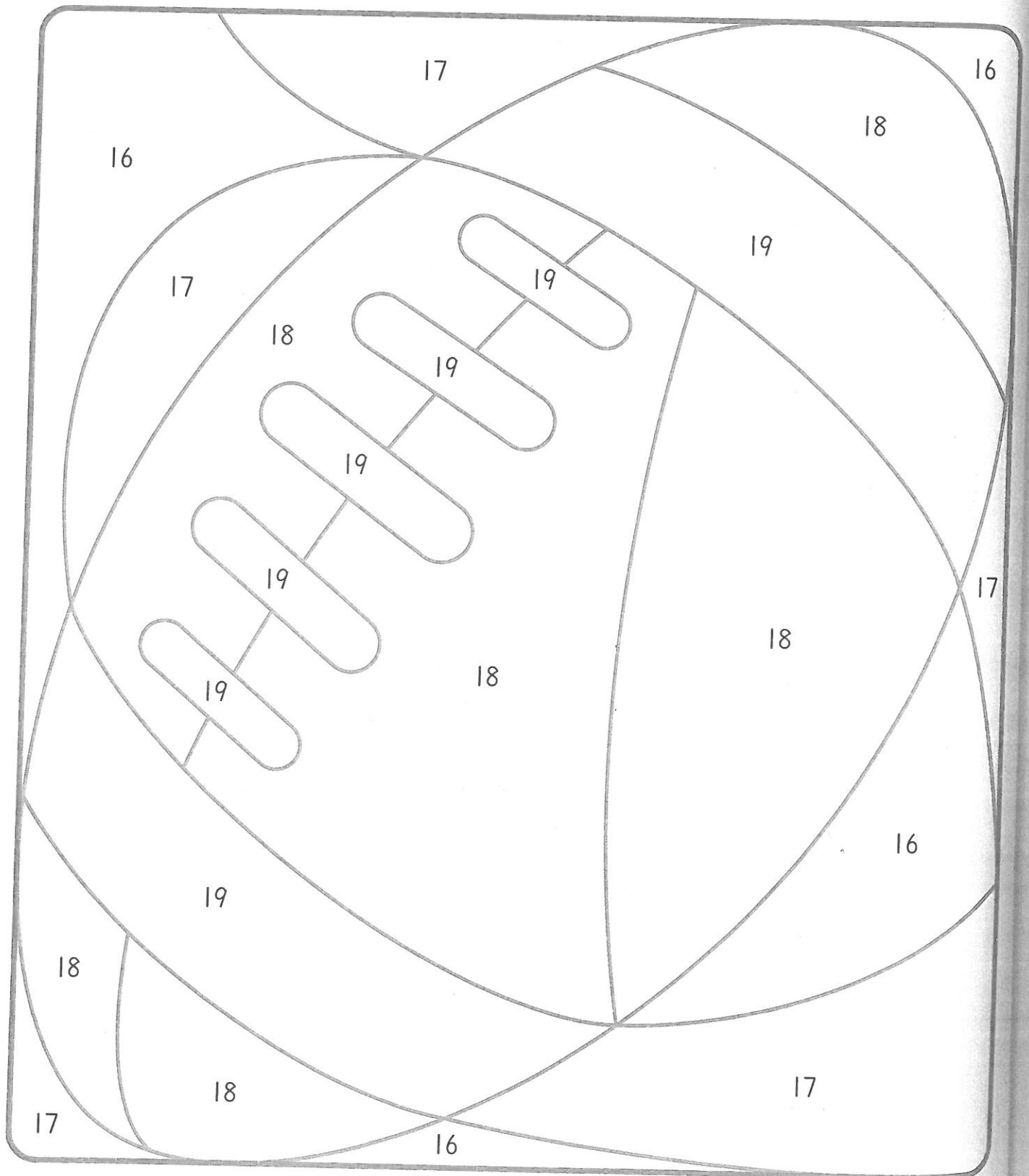
Swimming Pool



What Is It?

■ Use the key below to color by number.

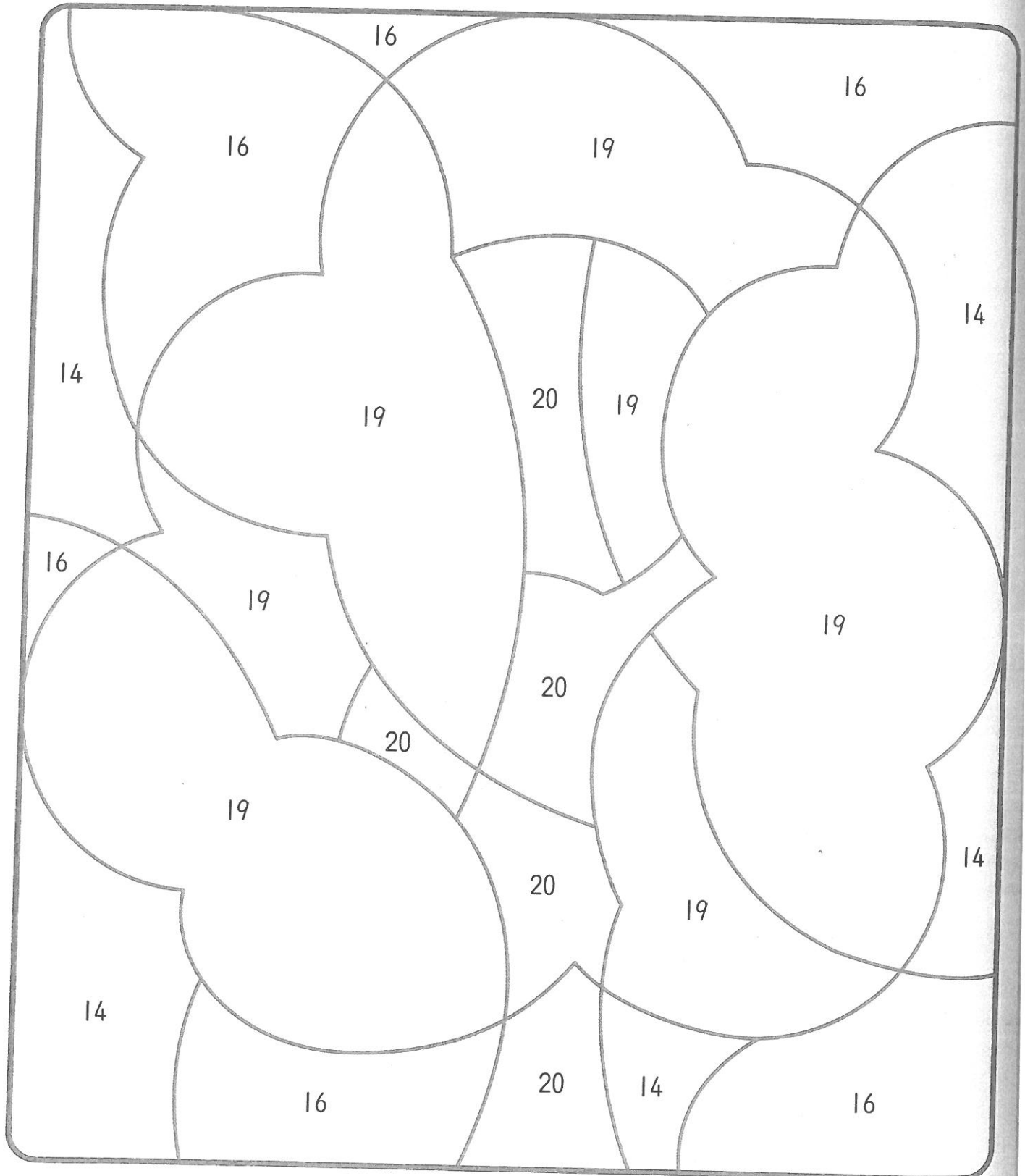
18 = brown 19 = yellow



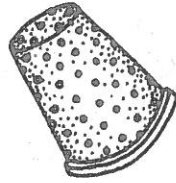
What Is It?

■ Use the key below to color by number.

19 = green 20 = brown



Name _____

th

1. _____

th	ck	th	qu
th	sh	ck	th
ck	th	qu	sh
qu	ck	sh	th

2. moth fifth with

3. bath broth thin

4. theft thick the

5. path moth math

6. moth math with

High Frequency Word Box

they that with
this then

Dear Parent/Guardian:

The words in the box are some of the words that occur most frequently in print. To help your child become a more fluent reader, have him/her practice reading these words to you.



Those Thorns!



The letters *th* make the sound at the beginning of the word **thorn**.

Read each list word. Circle the letters *th* in each word.




Read.

1. the
2. this
3. with
4. then
5. bath
6. that



Copy.

1. _____
2. _____
3. _____
4. _____
5. _____
6. _____



Organize.

list words that begin with *th*

- _____
- _____
- _____
- _____

list words that end with *th*



Challenge Words

7. them
8. they

7. _____
8. _____

- _____
- _____



Write the list word that rhymes with each word.

1. math _____
2. den _____
3. rat _____



Unscramble each list word.

4. het _____
5. hiwt _____
6. tsih _____



That baby took a bath with this toy.

Name _____

Problem-Solving Worksheet 120A

Saxon Math K (for use with Lesson 120-2)

Understand







Plan

Solve

Check

Guess and Check ?/!

Francois is playing a board game with two dot cubes. After his first roll he counted 9 dots. Circle two dot cubes he could have rolled to have a total of 9 dots.

					
---	---	---	---	---	---

Name _____



Performance Task Worksheet 120B

Saxon Math K (for use with Lesson 120-2)

Understand Plan Solve Check

Curtis is playing a board game with two dot cubes. After his first roll he counted 7 dots. Circle two dot cubes he could have rolled to have a total of 7 dots.

The frame contains six square boxes, each representing a die face with a different number of dots: 1, 2, 3, 4, 5, and 6.

Child's explanation of how he/she solved the problem: _____


MK(3e)-PSW-120b

© Harcourt Achieve Inc. and Nancy Larson. All rights reserved.

I Like Rainy Days

Name
Date

■ Draw a line from 1 to 20 in order while saying each number.



Name
Date

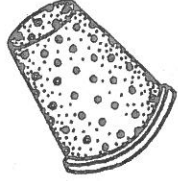
To parents Starting on page 17, there are several points where children must draw a line that will cross another line. If your child has difficulty finding the numbers, please point them out for him or her. Please praise your child as he or she finishes each activity.

■ Draw a line from 1 to 20 in order while saying each number.


The illustration contains the following elements and number placements:

- 1**: A dot with an arrow pointing to dot 2.
- 2**: A dot.
- 3**: A dot.
- 4**: A dot.
- 5**: A dot.
- 6**: A dot.
- 7**: A dot.
- 8**: A dot.
- 9**: A dot.
- 10**: A dot.
- 11**: A dot.
- 12**: A dot.
- 13**: A dot.
- 14**: A dot.
- 15**: A dot.
- 16**: A dot.
- 17**: A dot.
- 18**: A dot.
- 19**: A dot.
- 20**: A star.

th



1. bath



2. moth



3. path



4. _____

5. _____

6. _____

qu sh th

th er ir

ar th ck

High Frequency Word Box

they that with
them than

Dear Parent/Guardian:

The words in the box are some of the words that occur most frequently in print. To help your child become a more fluent reader, have him/her practice reading these words to you.


Name _____

- | | | |
|-----------|-----------|-----------|
| 1. _____ | 12. _____ | 23. _____ |
| 2. _____ | 13. _____ | 24. _____ |
| 3. _____ | 14. _____ | 25. _____ |
| 4. _____ | 15. _____ | 26. _____ |
| 5. _____ | 16. _____ | 27. _____ |
| 6. _____ | 17. _____ | 28. _____ |
| 7. _____ | 18. _____ | 29. _____ |
| 8. _____ | 19. _____ | 30. _____ |
| 9. _____ | 20. _____ | 31. _____ |
| 10. _____ | 21. _____ | 32. _____ |
| 11. _____ | 22. _____ | 33. _____ |



Name: _____

Identifying 19



Trace. Write.

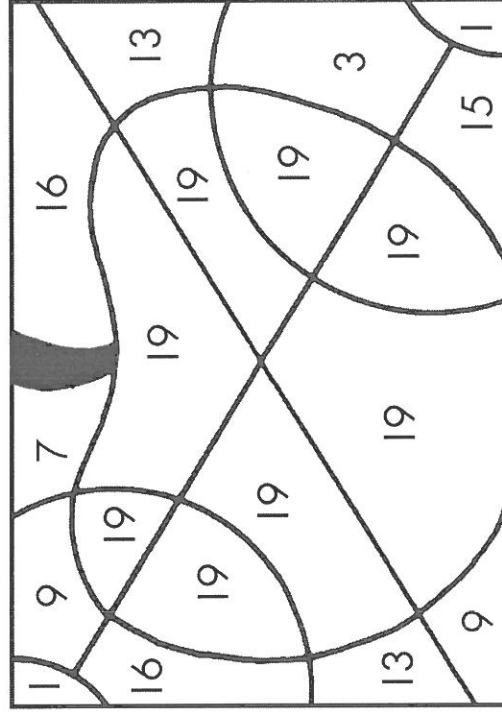
19 19

nineteen

Circle each **19**.

18 19 17 9
19 10 16 19

Find each **19**. Color that space red. Then color the rest of the picture.

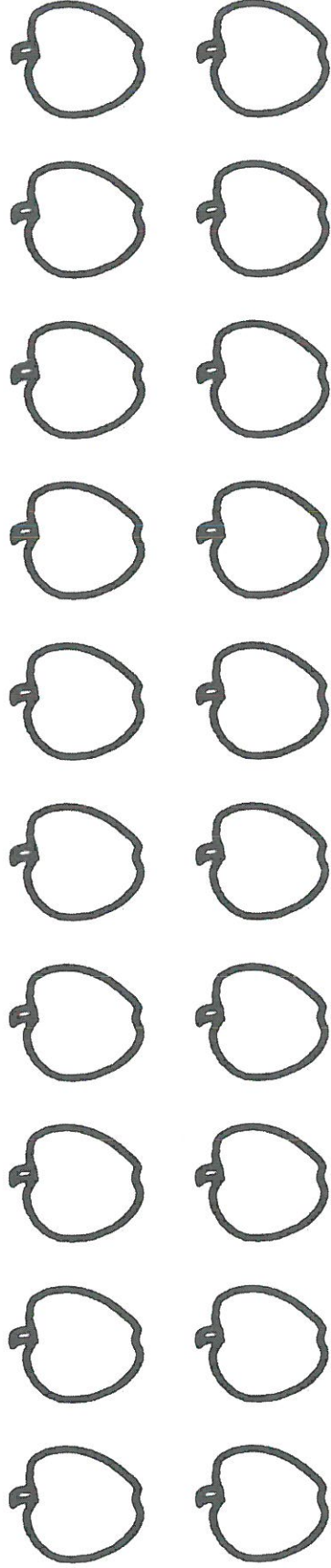




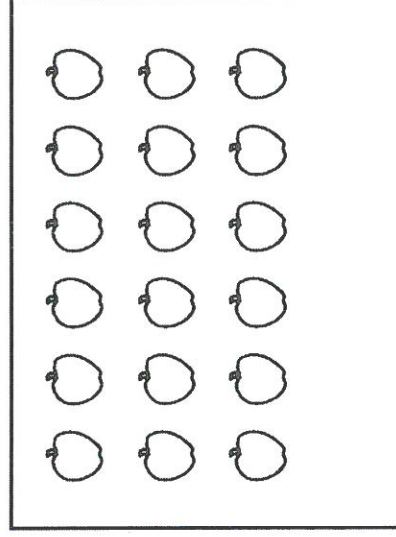
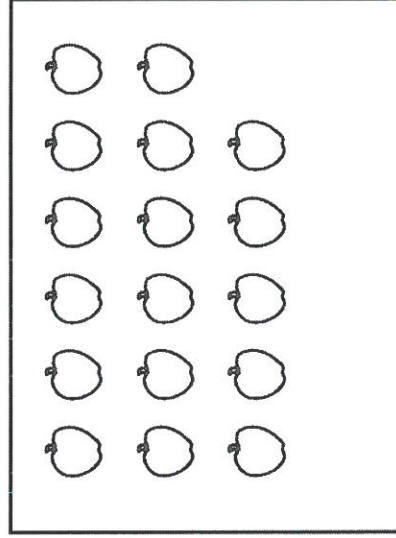
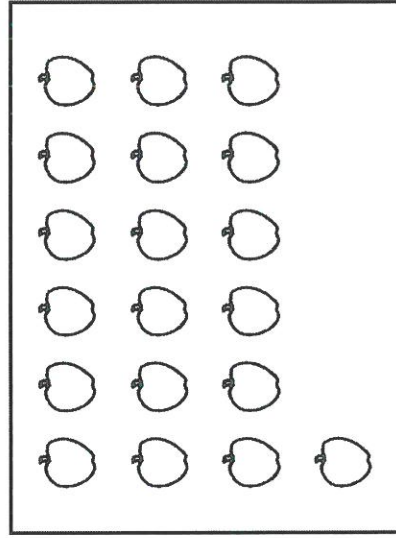
Name: _____

Counting to 19

Color **19** apples.



How many apples? Write the number in the box.
















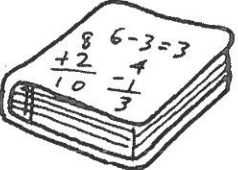




That Thunder



There are two ways to make the **th** sound. When **t** and **h** come together, they can make the sound you hear at the beginning of **thunder**. Put your hand in front of your mouth and feel a little puff of wind when you say **thunder**. Sometimes, when **th** is in a word, there is no puff of wind. For example, put your hand in front of your mouth and say **that**. See, no wind!



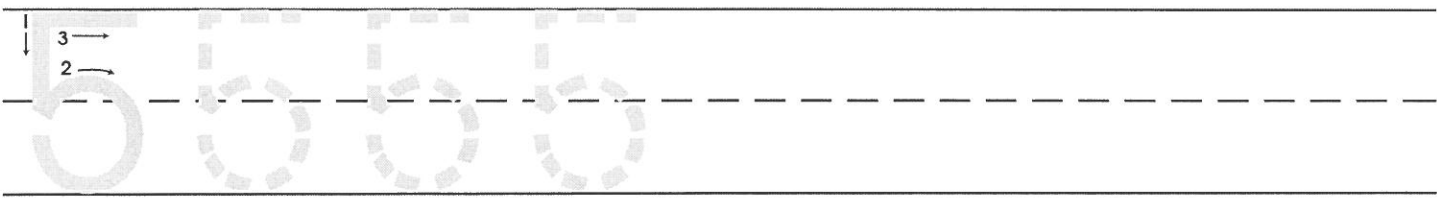
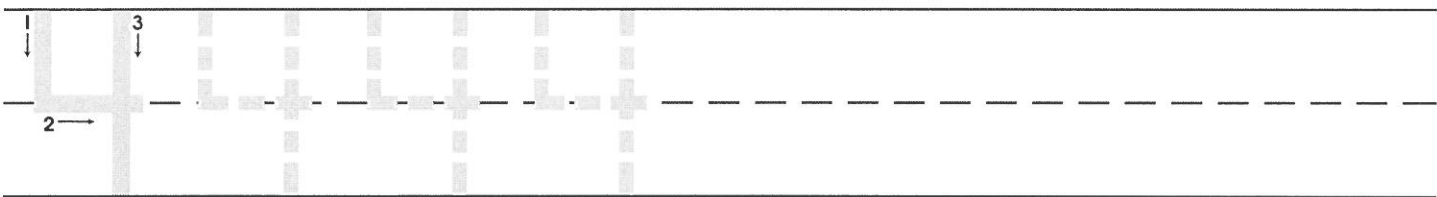
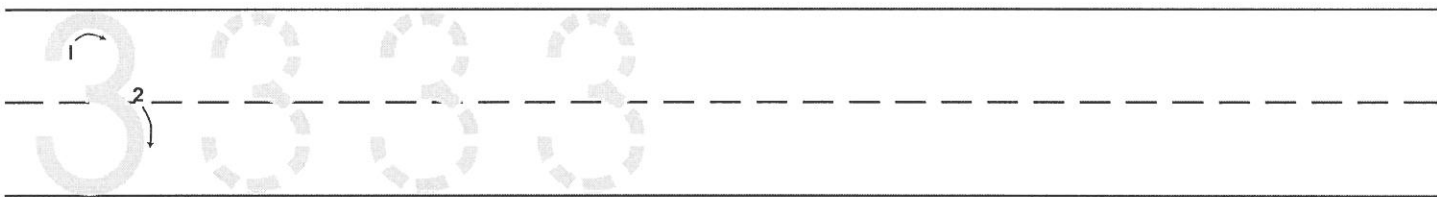
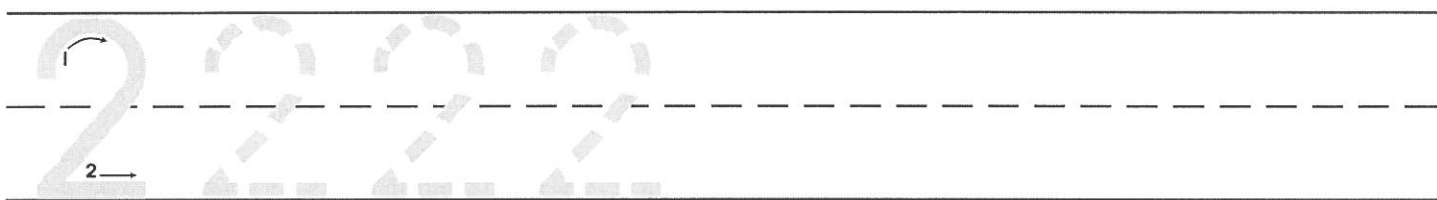
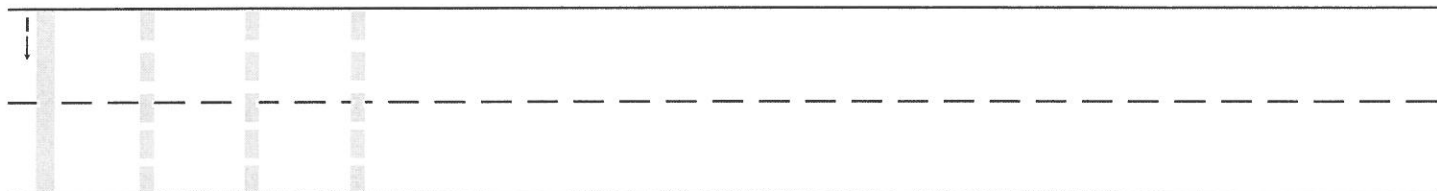
Draw a cloud around each word that makes a puff of wind when you say the th. Write *NO WIND* on top of each word that does not make a puff of wind when you say the th.

 thumb	 thirty	 feather	 moth
 bath	 father	 thimble	 one thousand
 clothing	 mother	 thorn	 math
 breathing	 leather	 theater	 brother

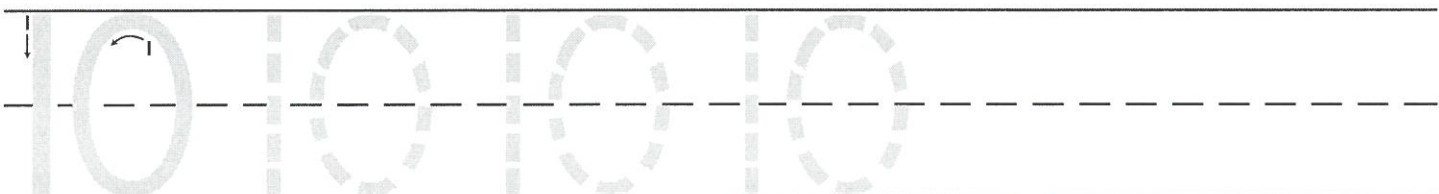
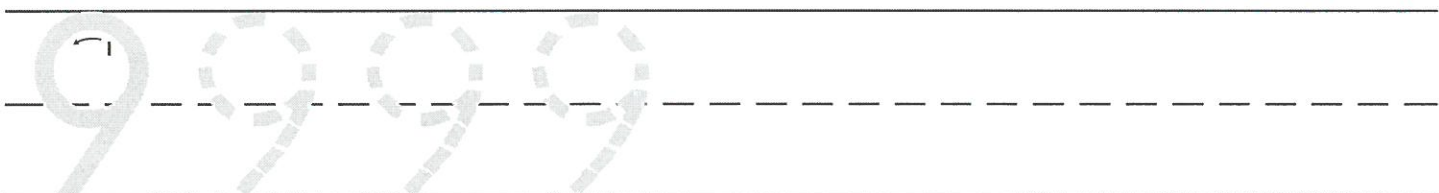
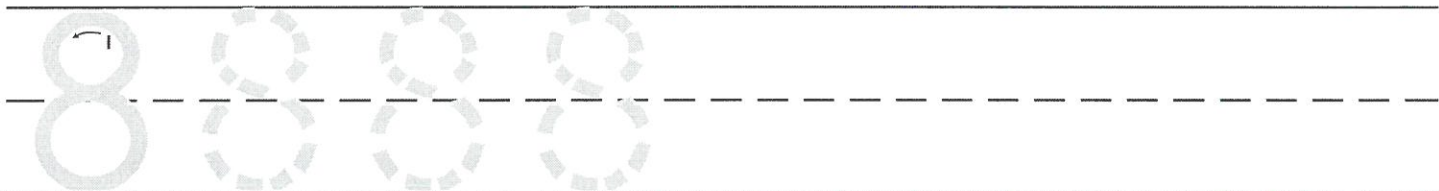
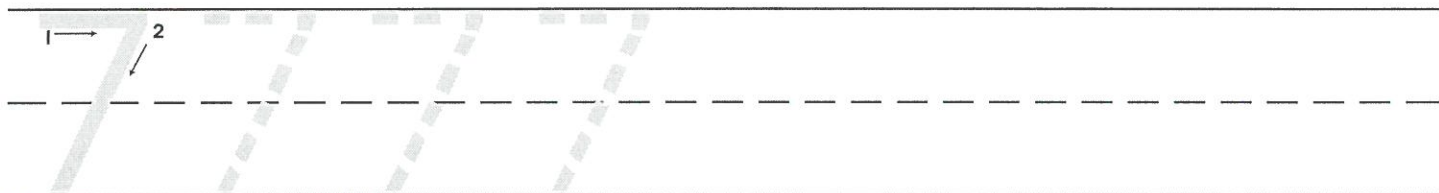
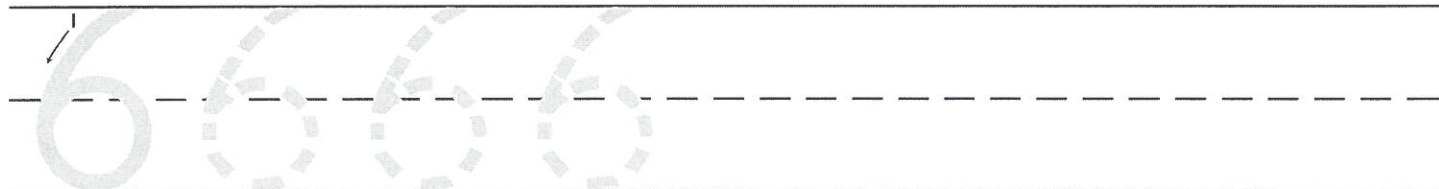


This is a holiday in November. Families eat turkey then. It reminds us of the pilgrims and the Native Americans. It begins with *th*. What is it? On another sheet of paper, draw what you like to do on that holiday.

Trace and write
these numbers.



Trace and write
these numbers.



PE Cover Sheet

K-3

Week 33

Monday-Friday we will be doing 10 Sec. planks, 10 Leg Lifts, and 10 Jumping Jacks.

Please make sure to put your name on your paper, and drink lots of water.

Stretches for PE Monday, Tuesday, Wednesday, Thursday and Friday

Monday	Planks for 10 Sec.	10 Leg Lifts	10 Jumping Jacks	Parent/Gardian/Teacher Signature:
Tuesday	Planks for 10 Sec.	10 Leg Lifts	10 Jumping Jacks	Parent/Gardian/Teacher Signature:
Wednesday	Planks for 10 Sec.	10 Leg Lifts	10 Jumping Jacks	Parent/Gardian/Teacher Signature:
Thursday	Planks for 10 Sec.	10 Leg Lifts	10 Jumping Jacks	Parent/Gardian/Teacher Signature:
Friday	Planks for 10 Sec.	10 Leg Lifts	10 Jumping Jacks	Parent/Gardian/Teacher Signature:
Name:				Week 33 K-3