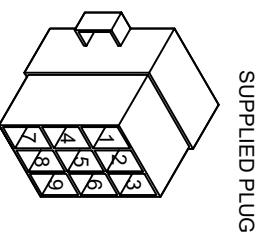

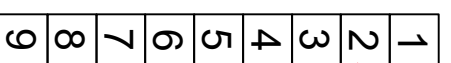


GPS SPEED SENSOR WIRING



IF YOU DONT HAVE SUBBARY
SURGEY LOOM WIRE UP AS BELOW
GREEN - Rev counter
RED - 12V POSITIVE
BLUE - SPEED SIGNAL TO ECU OR SPEEDO
BLACK - EARTH



CAN BE MOUNTED INSIDE OR OUTSIDE THE
VECHILE BUT MUST HAVE A CLEAR VIEW OF THE SKY