

WHAT ARE THESE ON MY LOOM




Main power relay




Fuel pump relay



2000 on alternator plug




Please see relevant wiring diagram



See relevant front loom wiring diagram on our website



Subaru gear box speed sensor. Only fitted if using Subaru gearbox



OBD2 port. Please note: Not all ecus are OBD2 protocol and therefore some readers will not work. Usually the case if your look has flash code plugs fitted.




Lamba O2 sensor



Earth connect block. DO NOT MESS WITH IT



Barometric pressure sensor mount in engine bay



Earth connect block. DO NOT MESS WITH IT



Lamba (o2) sensor



Diagnostic flash code plugs. Google Subaru flash codes which explains. Leave unplugged



Ecu software flash plug. Don't worry you probably never need to do a software update but its there if you do.



Diagnostic test mode plugs. When connected puts the ECU in test mode and runs sensor, fans, fuel pump, etc. Leave unplugged



Lamba O2 sensor



Subaru gearbox plugs