

PORCELAIN

TAU

**CONCEPT
PORCELAIN**
www.tauceramica.com

CONCEPT PORCELAIN

TAU
cerámica

TAU
cerámica

ÍNDICE INDEX

TIPOLOGÍA DE PRODUCTO

TYPE OF PRODUCT

PORCELÁNICO / PORCELAIN

044 METAL	120 SOAPSTONE	188 DOZZA
050 CORTEN	124 WORNSTONE	192 EMPORIO
054 SASSARI	130 BOHARS	196 LEGEND
060 COSMOPOLITA	134 BREST	200 MARQUINA
064 CASTROVILLARI	138 RENNES	204 MILLERIGHE
068 DEVON	142 DILUCA	208 PORTLOREN
072 ORISTAN	146 ORIGIN	212 TORANO
078 TERRACINA	150 DIVE PLUS	216 VARENNA
086 TISSE	154 FOREVER	220 VARESE
092 BELCASTEL	158 MARSALA	226 MYTHAGE
096 BLUESTONE	162 ORISTANO	228 ALPI
100 FIDENZA	166 RAGUSA	228 GRUM
104 IMPERIA	172 AVORIO	230 ESSENZIALE
108 LITIUM	176 ALTAMURA	232 MATERIA
112 PIACENZA	180 BARANELLO	
116 ROADSTONE	184 CROTONE	

ALFABÉTICO

ALPHABETIC

A	F	P
228 ALPI	100 FIDENZA	112 PIACENZA
176 ALTAMURA	154 FOREVER	208 PORTLOREN
172 AVORIO		
B	G	R
180 BARANELLO	228 GRUM	166 RAGUSA
092 BELCASTEL		138 RENNES
096 BLUESTONE	I	116 ROADSTONE
130 BOHARS	104 IMPERIA	
134 BREST		S
C	L	054 SASSARI
064 CASTROVILLARI	108 LITIUM	120 SOAPSTONE
050 CORTEN	196 LEGEND	
060 COSMOPOLITA		T
184 CROTONE	M	078 TERRACINA
	200 MARQUINA	086 TISSE
D	158 MARSALA	212 TORANO
068 DEVON	232 MATERIA	
142 DILUCA	044 METAL	V
150 DIVE PLUS	204 MILLERIGHE	216 VARENNA
188 DOZZA	226 MYTHAGE	220 VARESE
E	O	W
192 EMPORIO	146 ORIGIN	124 WORNSTONE
230 ESSENZIALE	072 ORISTAN	
	162 ORISTANO	

TAU
cerámica

ÍNDICE FORMATOS

FORMATS INDEX

100x300

39"x118"

230 ESSENZIALE
232 MATERIA

120x260

48"x102"

054 SASSARI
064 CASTROVILLARI
100 FIDENZA
112 PIACENZA
200 MARQUINA
216 VARENNA
228 ALPI / GRUM

120x240

48"x96"

054 SASSARI
064 CASTROVILLARI
100 FIDENZA
112 PIACENZA
200 MARQUINA
216 VARENNA
228 ALPI / GRUM

120x120

48"x96"

064 CASTROVILLARI
068 DEVON
100 FIDENZA
108 LITIUM
120 SOAPSTONE
172 AVORIO
176 ALTAMURA
184 CROTONE
188 DOZZA
192 EMPORIO
196 LEGEND
208 PORTLOREN
216 VARENNA
226 MYTHAGE

90x180

36"x71"

092 BELCASTEL
120 SOAPSTONE
204 MILLERIGHE
212 TORANO
220 VARESE

60x120

24"x48"

044 METAL
050 CORTEN
054 SASSARI
064 CASTROVILLARI
068 DEVON
078 TERRACINA
086 TISSE
092 BELCASTEL
100 FIDENZA
104 IMPERIA
108 LITIUM
116 ROADSTONE
120 SOAPSTONE
124 WORNSTONE
172 AVORIO
184 ALTAMURA
180 BARANELLO
184 CROTONE
188 DOZZA
192 EMPORIO
196 LEGEND
204 MILLERIGHE
216 VARENNA
220 VARESE
226 MYTHAGE

30x180

12"x71"

142 DILUCA
146 ORIGIN

22,5x180

12"x71"

142 DILUCA
146 ORIGIN

75x150

12"x71"

060 COSMOPOLITA
116 ROADSTONE
176 ALTAMURA
180 BARANELLO
188 DOZZA
192 EMPORIO

25x150

10"x59"

130 BOHARS
134 BREST
138 RENNES

30x120,5

12"x48"

154 FOREVER
158 MARSALA

20x120

8"x48"

142 DILUCA
146 ORIGIN
150 DIVE PLUS
154 FOREVER
158 MARSALA
162 ORISTANO
166 RAGUSA

25x100

10"x39"

154 FOREVER

90x90

36"x36"

060 COSMOPOLITA
068 DEVON
092 BELCASTEL
116 ROADSTONE
212 TORANO

45x90

18"x36"

050 CORTEN
060 COSMOPOLITA
072 ORISTAN
212 TORANO

75x75

30"x30"

054 SASSARI
064 CASTROVILLARI
078 TERRACINA
096 BLUESTONE
100 FIDENZA
104 IMPERIA
108 LITIUM
120 SOAPSTONE
124 WORNSTONE
176 ALTAMURA
180 BARANELLO
184 CROTONE
188 DOZZA
196 LEGEND
216 VARENNA

75,5x75,5

30"x30"

064 CASTROVILLARI
100 FIDENZA
078 TERRACINA

37,5x75

15"x30"

054 SASSARI
100 FIDENZA
176 ALTAMURA
180 BARANELLO
196 LEGEND
216 VARENNA

60x60

24"x24"

044 METAL
050 CORTEN
054 SASSARI
060 COSMOPOLITA
064 CASTROVILLARI
068 DEVON
072 ORISTAN
078 TERRACINA
096 BLUESTONE
100 FIDENZA
104 IMPERIA
108 LITIUM
116 ROADSTONE
120 SOAPSTONE
184 ALTAMURA
180 BARANELLO
184 CROTONE
188 DOZZA
192 EMPORIO
196 LEGEND
212 TORANO
216 VARENNA

61x61

24"x24"

064 CASTROVILLARI
100 FIDENZA
078 TERRACINA

30,3x61,3

12"x24"

050 CORTEN
072 ORISTAN

30x60

12"x24"

044 METAL
050 CORTEN
060 COSMOPOLITA
100 FIDENZA
108 LITIUM
116 ROADSTONE
120 SOAPSTONE
184 ALTAMURA
192 EMPORIO
212 TORANO
216 VARENNA

45x45

18"x18"

050 CORTEN
060 COSMOPOLITA
072 ORISTAN

15x60

6"x24"

154 FOREVER

22,3x22,3

8,7"x8,7"

082 TERRACINA

25,8x29

10,1"x11,4"

082 TERRACINA

8,5x35,3

3,3"x13,7"

082 TERRACINA

DECORADOS

DECORS

NOMBRE NAME	FORMATO FORMAT
102 LINEARE GRAY	30,48x30,48
180 MOSAICO DIDIER	28x28
210, 216 STECCHE	40x30
064 TANG SILVER	32,5x30
054 VERNAZZA PEARL / TAN / GRAPHITE	31,2x31

(*) Referencias que no incluyen el nombre de la serie.

(*) Items that don't include the series' name.

TAU
cerámica

B I G SIZES

GRES PORCELÁNICO / PORCELAIN STONEWARE

300x100 / 118"x39"



240x120 / 96"x48"

Polivalente y grande, TAU BIG SIZES aúna la seducción estética de los grandes formatos, con las características técnicas del gres porcelánico de alta gama en 3 y 6 mm de espesor, que permite multitud de posibilidades de aplicación: fachadas, revestimiento, mobiliario, superficies de trabajo, techos... TAU BIG SIZES engloba los grandes formatos porcelánicos de TAU, entre los que destaca, por su versatilidad y manejabilidad el 240x120, idóneo para cualquier tipo de reforma interior, sea de ámbito público o doméstico.

Polyvalent and large, TAU BIG SIZES combine the aesthetic seduction of large formats, with the technical characteristics of high-end porcelain stoneware in 3 and 6 mm thickness, which allows a multitude of application possibilities: facades, cladding, furniture, surfaces work, ceilings ... TAU BIG SIZES encompass TAU's large porcelain tile formats, where we can distinguish the 240x120, which is ideal for any type of internal reform, whether public or domestic.

TAU
cerámica

GRANDES FORMATOS / BIG SIZES
**BIG
SIZES**



B I G
SIZES

GRES PORCELÁNICO / PORCELAIN STONEWARE





Wall tile Sassari Pearl 240x12. ➔ 6
 Floor tile Sassari Pearl 60x120

BIG SIZES

Sassari Pearl 240x120 detail.

TAU
cerámica



Marquina Black 240x120 detail.



Varenna Carrara 240x120 detail.



BIG SIZES

Wall tile Varenna Carrara 240x120 \pm 6
 Floor tile Altamura Silver 120x120 and TC Altamura Silver 30x30

TAU
 Cerámica



TAU
cerámica

BIG SIZES



Materia Textile 300x100 detail. ➤3



Wall tile Varese Onice 320x160 (Ascale) and Castrovillari Silver 240x120 ➤6
Floor tile Castrovillari Silver 240x120.



Wall tile *Essenziale Silver* 300x100 \rightarrow 6 and *Sassari Tan* 240x120
 Floor tile *Sassari Tan* 60x120
 Furniture *Essenziale Silver and Black* 300x100 \rightarrow 3
 Tops *Cosmopolita Gray* 320x160 (Ascale).

BIG SIZES

TAU
cerámica

Sassari Tan 240x120 detail. \rightarrow 6



Piacenza Gray 240x120 detail. ➤6



BIG SIZES

TAU
cerámica

Piacenza Gray 240x120 detail. ➤6



Wall tile Fidenza Gray 240x120 ➤6
Floor tile Fidenza Gray 60x120

- ACABADOS FINISHES
- NOMBRE NAME
- CARÁCTERISTICAS GENERALES GENERAL FEATURES
- FORMATOS FORMATS
- Nº DE LIENZOS DIFERENTES NUMBER OF DIFFERENT DESIGNS
- *CODIGO DE PRECIO M: PRECIO POR M2 P: PRECIO POR PIEZA. EN DECORADOS PRECIO POR SET. *PRICE CODE M: PRICE PER M2 P: PRICE PER SET (REGARDLESS THE QUANTITY)
- Nº NCS
- CARACTERÍSTICAS TÉCNICAS TECHNICAL FEATURES
- COLORES DISPONIBLES AVAILABLE COLOURS

Natural Matt
BLUESTONE
Pcb V2 TXT R2

FORMATS

76x75 / 30"x30" Natural M 18
40x69 / 16"x27" Natural M 18

MOSAICS

Bluestone Gray Mosaico 30x30 (6x6) 12"x12" M39

TECHNICAL SPECIFICATIONS

GROUP 1 Pcb V2 TXT R2

*Posibilidad de tratamiento CNC sobre el acabado natural. Consulte condiciones. Este tratamiento puede producir cambios de color en las tonalidades oscuras. Possibility to get CNC with slip rating to foot traffic. Check conditions. This process may generate slight variation in dark colours.



NÚMERO DE PÁGINA
PAGE NUMBER

DESCRIPCIÓN
DESCRIPTION

AMBIENTE
SETTING

TAU
cerámica

**PICTOGRAMAS
SYMBOLS**

- P** PORCELÁNICO ESMALTADO
GLAZED PORCELAIN
- Rc** RECTIFICADO
RECTIFIED TILES
- Pcb** PORCELÁNICO MASA COLOREADA
COLOURED BODY PORCELAIN TILES
- TXT** TEXTURADO RELIEVE SUAVE
TEXTURE SMOOTH RELIEF
- W** REVESTIMIENTO PASTA BLANCA
WHITE BODY WALL TILE
- Nr** NO RECTIFICADO
NON RECTIFIED
- RLV** VOLUMEN PERCEPTIBLE
NOTICEABLE VOLUME
- V1** TONO UNIFORME
UNIFORM TONE
- V2** LIGERA DESTONIFICACIÓN
SLIGHT SHADE VARIATION
- V3** DESTONIFICACIÓN MODERADA
MODERATE SHADE VARIATION
- V4** DESTONIFICACIÓN INTENSA
HIGH SHADE VARIATION
- 20** ESPESOR DE 20mm.
20mm. THICKNESS
- 6** ESPESOR DE 6mm.
6mm. THICKNESS
- 3** ESPESOR DE 3mm.
3mm. THICKNESS

- DIMENSION Y APARIENCIA
DIMENSION AND APPEARANCE
- RESISTENCIA A LA ABRASIÓN PROFUNDA
RESISTANCE TO DEEP ABRASION
- RESISTENCIA A LA HELADA
FROST RESISTANCE
- RESISTENCIA A LAS MANCHAS
STAIN RESISTANCE
- ABSORCIÓN DE AGUA
WATER ABSORPTION
- RESISTENCIA A LA ABRASIÓN SUPERFICIAL
RESISTANCE TO SUPERFICIAL ABRASION
- RESISTENCIA A LA FLEXIÓN
TENSILE STRENGTH
- RESISTENCIA AL CUARTEO
CRAZING RESISTANCE
- RESISTENCIA AL DESLIZAMIENTO
SLIP RESISTANCE
- FUERA DE ESCALA
OUT OF SCALE
- RESISTENCIA TÉRMICA
THERMAL RESISTANCE
- RESISTENCIA QUÍMICA
CHEMICAL RESISTANCE

TAU
cerámica

Porcelain

PORCELÁNICO / PORCELAIN

ACABADOS FINISHES

SEMIPULIDO
LAPPATO

ADZ
ANTISLIP

RLV.ADZ
GRIP

PULIDO
POLISHED

NATURAL
MATT
SATIN MATT FINISH

NATURAL
MATT

TAU
cerámica

Metals

www.tauceramica.com

Sempulido Lappato

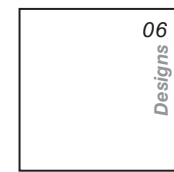
METAL

Pcb V3 R

FORMATS



60x120 / 24"x48"
 ☐ Sempulido M 32



60x60 / 24"x24"
 ☐ Sempulido M 25




30x60 / 12"x24"
 ☐ Sempulido M 24

MOSAICS




Metal Steel
 30x30 (5x5) 12"x12"
 ☐ Pulido P17




Metal Titanium
 30x30 (5x5) 12"x12"
 ☐ Pulido P17




Metal Silver
 30x30 (5x5) 12"x12"
 ☐ Pulido P17



Metal Seagreen
 30x30 (5x5) 12"x12"
 ☐ Pulido P17




Hex. Metal Steel
 32,5x22,5 13"x9"
 ☐ Pulido P17



Hex. Metal Titanium
 32,5x22,5 13"x9"
 ☐ Pulido P17



Hex. Metal Silver
 32,5x22,5 13"x9"
 ☐ Pulido P17



Hex. Metal Seagreen
 32,5x22,5 13"x9"
 ☐ Pulido P17

TECHNICAL SPECIFICATIONS



*Evitar el contacto con disoluciones ácidas. *Avoid any contact with acid solutions.

Steel
 NCS S 6005Y20R

Titanium
 NCS S 7502-Y

Silver
 NCS S 0500-N

Seagreen
 NCS S 6010B70G

TAU

Wall and Floor tile Metal Seagreen 60x120, Emporio Calacatta 60x120. Floor tile Rennes Umber 25x150







METAL SEAGREEN 6 DESIGNS 60x120



Floor tile Metal Seagreen 60x120.



METAL STEEL 6 DESIGNS 60x120



Floor tile Metal Steel 60x120.



Wall tile Metal Steel 60x120.



Wall and floor tile Metal Titanium 60x120.

CORTEN

Natural Matt
Semipulido Lappato

Pcb V4 R NR

FORMATS

Semipulido solo disponible en blanco y beige
Lappato only available in blanco and beige

Blanco
NCS S 1000-N



60x120 / 24"x48"

Disponible en A, B y blanco
Available in A, B, and blanco
Natural M 30
Semipulido M 32



60x60 / 24"x24"

Natural M 23
Natural M 24
Semipulido M 25



30x60 / 12"x24"

Natural M 23
Semipulido M 24
30,3x61,3 / 12"x24"
Natural M 22



45x90 / 18"x36"

Natural M 27
Semipulido M 29



45x45 / 18"x18"

Disponible en blanco y beige
Available in blanco and beige
Natural M 18

Beige
NCS S 1510-430R


MOSAICS



Corten Blanco Mosaico
30x30 (2,5x7) 12"x12"
M 49



Corten Beige Mosaico
30x30 (2,5x7) 12"x12"
M 49



Corten A Mosaico
30x30 (2,5x7) 12"x12"
M 49



Corten B Mosaico
30x30 (2,5x7) 12"x12"
M 49

Corten A
NCS S 8010-Y70R

Corten B
NCS S 8000-N

TECHNICAL SPECIFICATIONS



*Evitar el contacto con disoluciones ácidas. *Avoid any contact with acid solutions.

TAU

Wall and Floor tile Corten A 60x120.

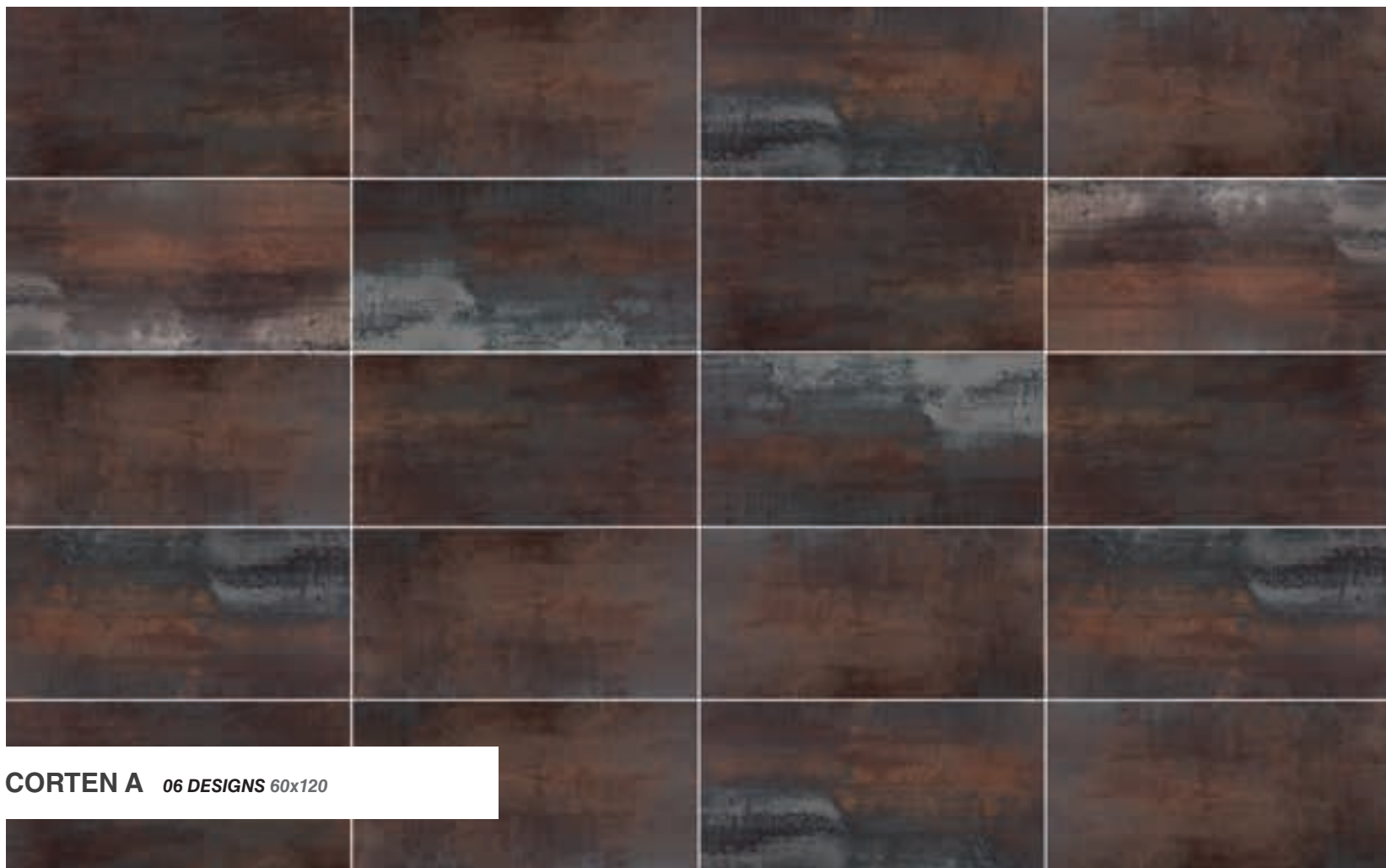




CORTEN BLANCO 06 DESIGNS 60x120




Floor tile Corten Blanco 60x120.



CORTEN A 06 DESIGNS 60x120



Wall tile Corten A 30x60. Floor tile Corten A 60x60.




Wall tile Corten B 60x60.

SASSARI

Natural Matt
Pulido Polished

P V3 R6

FORMATS




120x240 / 48"x96"

□ Natural M 43 $\neq 6$
□ Pulido M 49 $\neq 6$

120x260 / 48"x102"

□ Natural $\neq 6$
□ Pulido $\neq 6$

*Bajo pedido, consulte condiciones
Upon request, check conditions




75x75 / 30"x30"

□ Natural M 18
□ Pulido M 21




37,5x75 / 15"x30"

□ Natural M 18
□ Pulido M 21



60x120 / 24"x48"

□ Natural M 24
□ Pulido M 27



60x60 / 24"x24"

□ Natural M 13
□ Pulido M 15

Pearl
NCS S 0500-N

Silver
NCS S 1500-N

Tan
NCS S 2005-Y50R


Graphite
NCS S 3502-Y

MOSAICS


Disponibles en Natural y Pulido



$\neq 6$ Disponibles en Pearl, Tan y Graphite.
Available in Pearl, Tan and Graphite.



Triss Sassari Temperate
(Sassari Silver / Graphite)
30x30 12"x12"
M 25



Helix Sassari Gloomy
(Sassari Silver / Graphite)
29x29 11²⁷/₆₄"x11²⁷/₆₄"
P 18



Triss Sassari Silver
30x30 12"x12"
M 23


Disponibles en todos los colores.
Available in all colours.



Aurea Sassari Pearl
29,5x29,5 11³⁹/₆₄"x11³⁹/₆₄"
P 18 $\neq 6$



SQR Sassari Pearl
30x30 12"x12"
28x28 11¹³/₃₂"x11¹³/₃₂" $\neq 6$
P 29

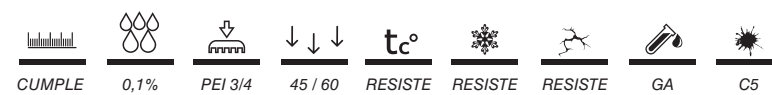


Vernazza Pearl
31,2x31 12"x12"
P 17 $\neq 6$

Vidrio reciclado coloreado en masa. (revestimiento y pavimento) 40% brillo + 60% mate.

Coloured body recycled glass (wall and floor). 40% glossy + 60% matt

TECHNICAL SPECIFICATIONS



*Posibilidad de tratamiento C2 sobre el acabado natural. Consulte condiciones.
Este tratamiento puede producir cambio de color en las tonalidades oscuras.
Possibility to get C2 anti-slip rating for Nat finish. Check conditions. This process may generate shade variation in dark colours


TAU

Wall tile Sassari Tan 60x120, Sassari Tan 120x240, Tops Cosmopolita Gray 160x320, Furniture Essenziale Silver and Black 100x300





SASSARI PEARL 15 DESIGNS 60x120



SASSARI GRAPHITE 15 DESIGNS 60x120



Floor tile Sassari Pearl 60x120. Wall tile Sassari Pearl 120x240.



Floor tile Sassari Graphite 60x120.

TAU
cerámica

Cements

www.tauceramica.com

Natural Matt

COSMOPOLITA

Pcb V2 R

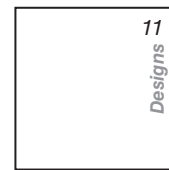
FORMATS

White
NCS S 1000-N



05
Designs

75x150 / 30"x60"
Natural M 26




11
Designs

60x60 / 24"x24"
Natural M 13



22
Designs

30x60 / 12"x24"
Natural M 13



11
Designs

90x90 / 36"x36"
Natural M 24



22
Designs

45x90 / 18"x36"
Natural M 22

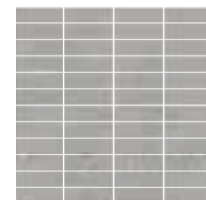


44
Designs

45x45 / 18"x18"
Natural M 09

Sand
NCS S 1005-Y50R

MOSAICS



Cosmopolita Silver
30x30 (2,5x7) 12"x12"
M 49



Cosmopolita Gray
30x30 (2,5x7) 12"x12"
M 49

Silver
NCS S 0300-N

TECHNICAL SPECIFICATIONS




Gray
NCS S 2500-N

TAU

Floor tile Cosmopolita Silver 90x90.





COSMOPOLITA SILVER 11 DESIGNS 90x90



Floor tile Cosmopolita Silver 90x90.

CASTROVILLARI



Natural Matt
Pulido Polished
Adz Antislip

Pcb V2+ TXT Rc

FORMATS

±20 Disponible en en Pearl, Silver y Damgray.
Available in Pearl, Silver and Damgray.

White
NCS S 1002-G



120x240 / 48"x96"

□ Natural M 43 ±6




120x120 / 48"x48"

□ Natural M 33 □

Pearl

NCS S 2002-Y



75x75 / 30"x30"


□ Natural M 18
□ Pulido M 21

75,5x75,5 / 30"x30"
□ Adz M 31 ±20



60x120 / 24"x48"

□ Natural M 24
□ Pulido M 27



60x60 / 24"x24"

□ Natural M 13
□ Semipulido M 15

61x61 / 24"x24"
○ Adz M 26 ±20

Silver

NCS S 1502-Y



MOSAICS


Disponibles en Natural y Semipulido



±6 Disponible en Silver.
Available in Silver.

Tan

NCS S 4005-450R



Triss Castrovillari Pearl
30x30 12"x12"
P 23

Disponibles en todos los colores
Available in all colours.



3D Castrovillari Mix
(White/Silver/Black)
29x29 11³/₈"x13¹/₄"
P15



Tang Silver
(Castrovillari Silver)
32,5x30 9"x12"
P25

Espesores de 11,5 y 6 mm
11,5 and 6 mm thickness.

Gray

NCS S 4000-N



Aurea Castrovillari Silver
29,5x26,5 11³/₈"x13¹/₁₆"
P26 ±6



Sqr Castrovillari Silver
30x30 12"x12"
28x28 11¹/₂"x11¹/₃₂" ±6
P29

Damgray

NCS S 6005-R80B

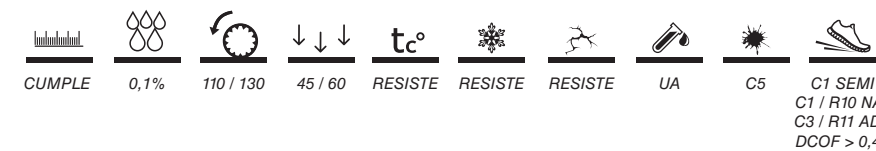


Black

NCS S 8000-N



TECHNICAL SPECIFICATIONS



*Posibilidad de tratamiento C2/C3 sobre el acabado natural. Consulte condiciones. Este tratamiento puede producir cambio de color en las tonalidades oscuras.
Possibility to get C2/C3 anti-slip rating for Nat finish. Check conditions. This process may generate shade variation in dark colours

TAU

Wall tile Castrovillari Silver 60x120. Floor tile Castrovillari Damgray 60x60.





CASTROVILLARI WHITE 9 DESIGNS 60x120

GORZANO WHITE
60x120 P49
Disponibile en todos
los colores.
Available in all colours.



Floor tile *Castrovillari White* 60x120.



CASTROVILLARI SILVER 9 DESIGNS 60x120

GORZANO SILVER
60x120 P49
Disponibile en todos
los colores.
Available in all colours.



Gorzano Silver detail.



Floor tile *Castrovillari Silver* 120x120. Wall tile *Tang Silver* 32,5x30.

DEVON

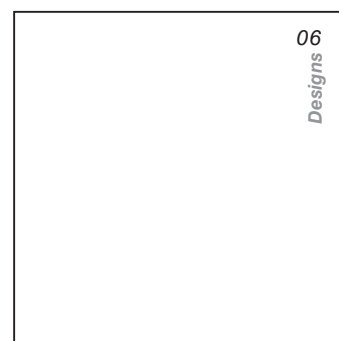
Natural Matt
Semipulido Lappato

P V2+ TXT R

FORMATS

±20 60x120 Disponible en White, Silver, Tan y Gray
60x120 Available in White, Silver, Tan and Gray

White
NCS S 2002-R



120x120 / 48"x48"

□ Natural M 33



90x90 / 38"x38"

□ Natural M 24

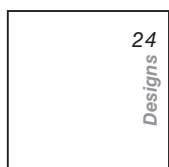
Silver
NCS S 3500-N



60x120 / 24"x48"

□ Natural M 24
□ Semipulido M 27

60x120 / 24"x48"
□ Adz M 33 ±20



60x60 / 24"x24"

□ Natural M 13
□ Semipulido M 15

61x61 / 24"x24"
○ Adz M 26 ±20

Tan
NCS S 2005-Y50R

MOSAICS



Disponibles en todos los colores
Available in all colours.

Triss Devon
30x30 12"x12"
P 23

Gray
NCS S 5500-N


TECHNICAL SPECIFICATIONS

*Posibilidad de tratamiento C2/C3 sobre el acabado natural. Consulte condiciones. Este tratamiento puede producir cambio de color en las tonalidades oscuras.
Possibility to get C2/C3 anti-slip rating for Nat finish. Check conditions. This process may generate shade variation in dark colours


TAU

Wall tile Channel Linen, Sand and Dc Channel Mix 30x90. Floor tile Devon Tan 60x60





DEVON SILVER 24 DESIGNS 60x60



DEVON GRAY 12 DESIGNS 60x120



Floor tile Devon Silver 60x120. Wall tile Tisse Blue 60x120.



Floor tile Devon Gray 60x120. Wall tile Tisse Silver 40x120.

ORISTAN

Natural Matt
Semipulido Lappato
Adz Antislip

Pcb V2+ R_c NR

FORMATS

Perla
NCS S 1500-N




60x60 / 24"x24"
○ Natural M 11
□ Natural M 13
□ Semipulido M 15
○ Adz M 11

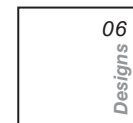


30,3x61,3 / 12"x24"
○ Natural M 10
○ Adz M 10

Arena
NCS S 2005-T20R




45x90 / 18"x36"
□ Natural M 22
□ Semipulido M 23



45x45 / 18"x18"
○ Natural M 9

MOSAICS

Piedra
NCS S 2005-Y40R



Yse Oristan Harmony
(Oristan Arena/Gris/Grafito)
30x30 12"x12"
P22



Oristan Grafito Mosaico
30x30 (2,5x7) 12"x12"
M38

Disponibles en todos los colores
Available in all colours.

Gris
NCS S 3500-N

Grafito
NCS S 5000-N

TECHNICAL SPECIFICATIONS


CUMPLE	0,1%	110 / 130	45 / 60	RESISTE	RESISTE	RESISTE	UA	C5	C1 / R9 NAT. C3 / R11 ADZ DCOF >0,42	

*Posibilidad de tratamiento C2/C3 sobre el acabado natural. Consulte condiciones. Este tratamiento puede producir cambio de color en las tonalidades oscuras.
Possibility to get C2/C3 anti-slip rating for Nat finish. Check conditions. This process may generate shade variation in dark colours

TAU

Wall tile Oristan Perla 45x90. Floor tile Forever Olivo 20x120.





ORISTAN PERLA 8 DESIGNS 60x60



ORISTAN GRIS 8 DESIGNS 60x60



Floor tile Oristan Gris 60x60.

TAU
cerámica

Clays

www.tauceramica.com

TERRACINA

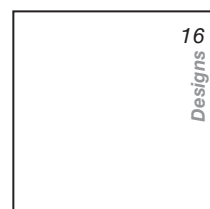
Natural Matt
Adz Antislip

Pcb V3⁺ TXT Rc NR

FORMATS

➤ 20 Disponible en Gray, Sienna y Umber
Available in Gray, Sienna and Umber.

White
NCS S 1002-Y




75x75 / 30"x30"

☐ Natural M 18

75,5x75,5 / 30"x30"

☐ Adz M 31 ➤ 20



60x120 / 24"x48"

☐ Natural M 24

☐ Adz M 27

ADZ Disponible en White, Sienna y Umber
ADZ Available in White, Sienna and Umber

60x120 / 24"x48"

☐ Adz M 33 ➤ 20



60x60 / 24"x24"


☐ Natural M 13

☐ Adz M 15

Sienna
NCS S 1505-Y30R

MOSAICS

Disponibles en Natural
Available in Matt



R+Q Terracina Gray
29x29 12"x12"
P15

Disponibles en todos los colores
Available in all colours.



Duo Terracina Basic
(Terracina Black/White)
28x28 11 1/32"x 11 1/32"
P18



Dam Terracina Serene
(Terracina Sienna/Umber)
25,4x25,4 10"x10"
P10

Umber
NCS S 2010-Y20R

Gray
NCS S 3005-G80Y

Black
NCS S 8500-N



Floor tile: Terracina Sienna 60x60 and Heritage Multi 60x60.

TECHNICAL SPECIFICATIONS

CUMPLE	0,1%	110 / 130	45 / 60	RESISTE	RESISTE	RESISTE	UA	C5	C1 / R9 NAT.	C3 / R11 ADZ	DCOF >0,42

*Posibilidad de tratamiento C2/C3 sobre el acabado natural. Consulte condiciones. Este tratamiento puede producir cambio de color en las tonalidades oscuras.
Possibility to get C2/C3 anti-slip rating for Nat finish. Check conditions. This process may generate shade variation in dark colours

TAU


Wall tile Terracina Gray 60x120. Floor tile Oristano White 20x120.





TERRACINA WHITE 8 DESIGNS 60x120


TERRACINA BLACK 8 DESIGNS 60x120



TERRACINA SIENNA 8 DESIGNS 60x120



Terracina White detail.



Terracina Black detail.



Floor tile Terracina Sienna 60x120. Wall tile Terracina White 60x120.

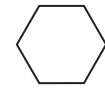
FORMATS



Designs 18

22,3x22,3 / 8,7"x8,7"


□ Natural M 13



Designs 18

25,8x29 / 10,1"x11,4"

○ Natural M 16



Designs 48

8,5x35,3 / 3,3"x13,7"

○ Natural M 14

White

NCS S 1002-Y



Sienna

NCS S 1505-Y30R



Umber

NCS S 2010-Y20R



Black


NCS S 8500-N



SPECIAL PIECES



9 diseños diferentes servidos aleatoriamente.
9 different designs randomly served.



Dc Terracina White
22,3x22,3 8,7"x8,7"
M14

Dc Terracina Black
22,3x22,3 8,7"x8,7"
M14

Dc Terracina Basics
22,3x22,3 8,7"x8,7"
M14



DC. TERRACINA BLACK DETAIL.



Wall tile DC Terracina White 22,3x22,3 and Terracina White 60x120.
Floor tile Terracina Umber 22,3x22,3, Terracina Umber 25,8x29 and Terracina White 8,5x35.



Floor tile Terracina Black 25,8x29

TAU
cerámica

Art

www.tauceramica.com

Pulido Polished

TISSE

P V2+ R_c

FORMATS



60x120 / 24"x48"

Pulido M 27

MOSAICS


White
NCS S 1002-Y



7x7
Tisse White
30x30 (7x7) 12"x12"
P9



7x7
Tisse Silver
30x30 (7x7) 12"x12"
P9



7x7
Tisse Blue
30x30 (7x7) 12"x12"
P9

Silver
NCS S2002-G50Y



Tisse White detail 60x120.

Blue
NCS S 2002-B50G




TECHNICAL SPECIFICATIONS




TAU

Wall tile Tisse Blue and Silver 60x120. Floor tile Devon Silver 60x120.






TISSE BLUE 12 DESIGNS 60x120



TISSE WHITE 12 DESIGNS 60x120



Tisse Silver detail 60x120



Tisse Blue detail 60x120



*Wall tile Tisse Blue 60x120 and Devon Silver 60x120.
Floor tile Tisse Blue 60x120.*

TAU
cerámica

Stones

www.tauceramica.com

Natural Matt

BELCASTEL

Pcb V2+ R


FORMATS



90x180 / 36"x72"
Natural M 37



90x90 / 36"x36"
Natural M 24



60x120 / 24"x48"
Natural M 24

Silver
NCS S 2002Y50R



Wall tile Belcastel Silver 90x180 and Metal Steel 60x120. Floor tile Belcastel 90x90

TECHNICAL SPECIFICATIONS



Graphite
NCS S 5502Y

TAU

Wall tile Belcastel Silver 90x180. Floor tile Belcastel Silver 90x90.





BELCASTEL SILVER 22 DESIGNS 90x90



Floor tile Belcastel Silver 90x90. Wall tile Bohars Sand 25x150.



Floor tile Belcastel Graphite 90x90.

Natural Matt

BLUESTONE

Pcb V2+ TXT R_c

FORMATS




75x75 / 30"x30"
Natural M 18



60x60 / 24"x24"
Natural M 13

MOSAICS



Bluestone Gray Mosaico
30x30 (5x5) 12"x12"
M38

Disponibles en todos los colores
Available in all colours.

Black
NCS S 7502-B

Graphite
NCS S 5502-B

Gray
NCS S 3500-N

Tan
NCS S 2005-Y50R



Bluestone Black and Oristano Black

Bluestone Gray, Tan and Oristano White

TECHNICAL SPECIFICATIONS



*Posibilidad de tratamiento C2/C3 sobre el acabado natural. Consulte condiciones. Este tratamiento puede producir cambio de color en las tonalidades oscuras.
Possibility to get C2/C3 anti-slip rating for Nat finish. Check conditions. This process may generate shade variation in dark colours

Floor tile Bluestone Gray 75x75.

TAU







BLUESTONE TAN 17 DESIGNS 75x75



Floor tile Bluestone Tan 75x75.



BLUESTONE BLACK 17 DESIGNS 60x60



Floor tile Bluestone Black 75x75

FIDENZA

Natural Matt
Semipulido Lappato
Rlv. Adz Grip

Pcb V3 TXT Rc NR

Linen
NCS S 1002-G

Pearl
NCS S 1002-Y

Silver
NCS S 1502-Y

Sand
NCS S 1005-Y20R

Tan
NCS S 2002-Y

Gray
NCS S 2002-G

Graphite
NCS S 6502-Y

FORMATS

✂ 20 Disponible en Silver, Tan, Gray
Available in Silver, Tan, Gray

06
Designs

Disponible en Gray
Available in Gray

*Bajo Pedido,
consulte condiciones
Upon request,
check conditions

120x260 / 48"x102"

☐ Natural ✂ 6
☐ Semipulido ✂ 6

120x240 / 48"x96"
☐ Natural M 43 ✂ 6
☐ Semipulido M 48 ✂ 6

15
Designs

60x120 / 24"x48"
☐ Natural M 24
☐ Semipulido M 27

60
Designs

30x60 / 12"x24"
☐ Natural M 12
☐ Semipulido M 14
☐ Adz M 14

06
Designs

Disponible en Sand,
Silver y Linen
Available in Sand,
Silver and Linen

120x120 / 48"x48"
☐ Natural M 33
☐ Semipulido M 35

30
Designs

75x75 / 30"x30"
☐ Natural M 18
☐ Semipulido M 21

75,5x75,5 / 30"x30"
☐ Adz M 31 ✂ 20

60
Designs











37,5x75 / 15"x30"
☐ Natural M 18
☐ Semipulido M 21

30
Designs

60x60 / 24"x24"
☐ Natural M 13
☐ Semipulido M 15
☐ Adz M 15

61x61 / 24"x24"
○ Adz M 26 ✂ 20

TECHNICAL SPECIFICATIONS

CUMPLE 0,1% 110 / 130 45 / 60 RESISTE RESISTE RESISTE UA C5 C1 / R9 SEMI C1 / R10 NAT C3 / R11 ADZ DCOF >0,42

*Posibilidad de tratamiento C2/C3 sobre el acabado natural. Consulte condiciones. Este tratamiento puede producir cambio de color en las tonalidades oscuras.
Possibility to get C2/C3 anti-slip rating for Nat finish. Check conditions. This process may generate shade variation in dark colours

Wall tile Fidenza Linen 60x120. Floor tile Oristano White 20x120.

TAU



Disponibles en Natural y semipulido.
Available in Natural and Lapatto.


±6 Disponibles en Gray
Available in Gray



3D Fidenza Temperate
(Fidenza Pearl/Silver/Grap.)
29,5x34 11³⁹/₆₄"x 13¹/₄"
P15




3D Fidenza Serene
(Fidenza Pearl/Silver/Grap.)
29,5x34 11³⁹/₆₄"x 13¹/₄"
P15



R+Q Fidenza Silver
30x30 12"x12"
P15

Disponibles en todos los colores.
Available in all colours.



Helix Fidenza Pearl
29x29 11²⁷/₆₄"x 11²⁷/₆₄"
P16



Lineare Gray
30,48x30,48 12"x12"
P20
Espesores de 11,5 y 6 mm
11,5 and 6 mm thick




Aurea Fidenza Gray
29,5x26,5 11³⁹/₆₄"x 11⁷/₁₆"
P26 ±6



Sqr Fidenza Gray
30x30 12"x12"
28x28 11¹/₃₂"x 11¹/₃₂" ±6
P29



Detalle Miletto
Miletto detail



FIDENZA PEARL 15 DESIGNS 60x120

MILETTO PEARL
60x120 P49
Disponibile en todos los colores.
Available in all colours.



Floor tile Fidenza Gray 120x120. Wall tile Fidenza Gray 120x120 and Lineare Gray 30,48x30,48.



Floor tile Fidenza Pearl 75x75. Wall tile Fidenza Pearl 60x120.



Silver
NCS S 2500-N

Graphite
NCS S 6500-N

IMPERIA

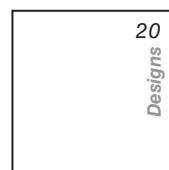
Natural Matt
Semipulido Lappato

Pcb V2+ TXT Rc

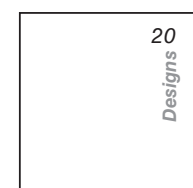
FORMATS



60x120 / 24"x48"
 Natural M 24
 Semipulido M 27




60x60 / 24"x24"
 Natural M 13
 Semipulido M 15




75x75 / 30"x30"
 Natural M 18
 Semipulido M 21

MOSAICS

Disponibles en Natural y semipulido.
Available in Matt and Lappato.



Duo Imperia Temperate
 (Imperia Silver/Graphite)
28x28 11 1/32" x 11 1/32"
 P18



Helix Imperia Temperate
 (Imperia Silver/Graphite)
29x29 11 27/64" x 11 27/64"
 P18

TECHNICAL SPECIFICATIONS

CUMPLE	0,1%	110/130	45 / 60	RESISTE	RESISTE	RESISTE	UA	C5	C1 / R9 SEMI. C1 / R10 NAT. DCOF > 0,42

*Posibilidad de tratamiento C2/C3 sobre el acabado natural. Consulte condiciones. Este tratamiento puede producir cambio de color en las tonalidades oscuras.
 Possibility to get C2/C3 anti-slip rating for Nat finish. Check conditions. This process may generate shade variation in dark colours

Wall tile Imperia Silver 60x120. Floor tile Oristano White 20x120.






IMPERIA SILVER 20 DESIGNS 75x75



Floor tile Imperia Silver 60x120.



IMPERIA GRAPHITE 20 DESIGNS 75x75



Floor tile Imperia Graphite 60x120. Wall tile Baranello White and Rombo Silver 25x50.



Pearl
NCS S 1002-G

Silver
NCS S 2002-Y


Gray
NCS S 1502-Y

LITIUM

Natural Matt
Semipulido Lappato

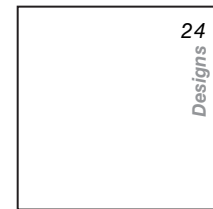
P V2+ R

FORMATS




06
Designs

120x120 / 48"x48"
Natural M 33
Pulido M 38



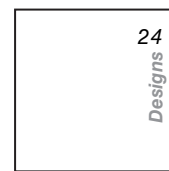
24
Designs

75x75 / 30"x30"
Natural M 18
Pulido M 21



12
Designs

60x120 / 24"x48"
Natural M 24
Pulido M 27



24
Designs

60x60 / 24"x24"
Natural M 13
Pulido M 15



48
Designs

30x60 / 12"x24"
Natural M 12
Pulido M 14

MOSAICS



Disponibles en Natural y pulido.
Available in Matt and Polished.



Marmi Litium
(Litium Pearl / Gray)
20x40 8"x16"
P10



TC Litium Pearl
30x30 12"x12"
P18

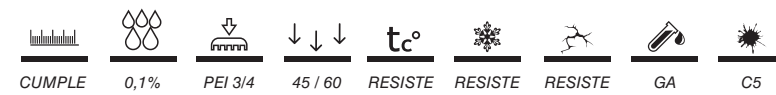


TC Litium Silver
30x30 12"x12"
P18



TC Litium Gray
30x30 12"x12"
P18


TECHNICAL SPECIFICATIONS




*Posibilidad de tratamiento C2 sobre el acabado natural. Consulte condiciones. Este tratamiento puede producir cambio de color en las tonalidades oscuras.
Possibility to get C2 anti-slip rating for Nat finish. Check conditions. This process may generate shade variation in dark colours.

Wall tile Litium Silver 60x120. Floor tile Litium Silver 60x120.





LITIMUM PEARL 6 DESIGNS 120x120



LITIMUM GRAY 6 DESIGNS 120x120



Floor tile Litium Gray 120x120. Wall tile Potenza Silver and RLV Potenza Mix 40x120.



Natural Matt

PIACENZA

Pcb V3 TXT Rc


FORMATS



04
Designs

120x240 / 48"x96"

Natural M 43 ± 6



04
Designs

120x260 / 48"x102"

Natural ± 6

*Bajo pedido, consulte condiciones
Upon request, check conditions

MOSAICS



Aurea Piacenza Gray
(Imperia Silver/Graphite)
29,5x26,5 11³/₈"x11¹/₁₆"
P26 ± 6



Sqr Piacenza Gray
28x28 11¹/₃₂"x11¹/₃₂"
P29 ± 6

TECHNICAL SPECIFICATIONS

Gray
NCS S 2502-Y



TAU

Wall tile Piacenza Gray 240x120. ± 6 Floor tile Sqr Piacenza Gray 28x28





PIACENZA GRAY 4 DESIGNS 240x120



Piacenza Gray 240x120 Detail 6



Piacenza Gray 240x120 Detail 6

ROADSTONE Natural Matt Semipulido Lappato

Pcb V2 Rc

FORMATS

Linen
NCS S 0300-N



90x90 / 36"x36"
Natural M 24
Semipulido M 27



75x150 / 30"x60"
Natural M 26
Disponible en Silver y Linen
Available in Silver and Linen

Tan
NCS S 3005Y20R



60x60 / 24"x24"
Natural M 13
Semipulido M 15



30x60 / 12"x24"
Natural M 12
Semipulido M 14



60x120 / 24"x48"
Natural M 24
Semipulido M 27

Pearl
NCS S 0500-N

MOSAICS



Longer Roadstone Linen
30x30 12"x12"
P21

Disponibles en todos los colores
Available in all colours.



Longer Roadstone Mix
30x30 12"x12"
P21

Silver
NCS S 1500-N

Gray
NCS S 3500-N

TECHNICAL SPECIFICATIONS

CUMPLE
 0,1%
 110/130
 45/60
 RESISTE
 RESISTE
 RESISTE
 UA
 C5
 C1 / R10 NAT
C1 / R9 SEMI
DCOF>0,42


Wall tile Roadstone Tan 90x90. Floor tile Roadstone Tan 90x90.

TAU





ROADSTONE LINEN 14 DESIGNS 90x90



ROADSTONE GRAY 14 DESIGNS 90x90



Floor tile Rennes Tan 25x150 Wall tile Roadstone Linen 90x90




Floor tile Brest Coffee 25x150. Wall tile Roadstone Gray 90x90

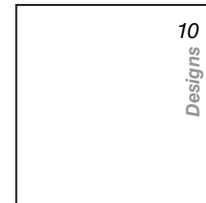
SOAPSTONE Natural Matt Pulido Polished

P V2 R

FORMATS



90x180 / 36"x71"
 Natural M 37
 Pulido M 40



75x75 / 30"x30"
 Natural M 18
 Pulido M 21



60x120 / 24"x48"
 Natural M 24
 Pulido M 27



60x60 / 24"x24"
 Natural M 13
 Pulido M 15



30x60 / 12"x24"
 Natural M 12
 Pulido M 14



120x120 / 48"x48"
 Natural M 33
 Pulido M 38

*Disponible en Silver y Tan
Available in Silver and Tan*

Graphite
NCS S 5502-B

Gray
NCS S 3500-N

Silver
NCS S 1500-N


Tan
NCS S 2005-Y50R

White
NCS S 1002-Y


MOSAICS



Soapstone White
30x30 (7x7) 12"x12"
P9




Soapstone Silver
30x30 (7x7) 12"x12"
P9



Soapstone Graphite
30x30 (7x7) 12"x12"
P9

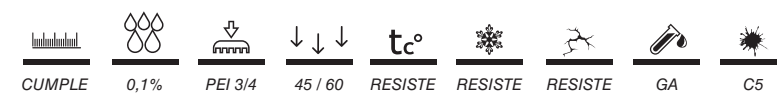


Soapstone Tan
30x30 (7x7) 12"x12"
P9



Soapstone Gray
30x30 (7x7) 12"x12"
P9

TECHNICAL SPECIFICATIONS



*Posibilidad de tratamiento C2 sobre el acabado natural. Consulte condiciones. Este tratamiento puede producir cambio de color en las tonalidades oscuras.
Possibility to get C2 anti-slip rating for Nat finish. Check conditions. This process may generate shade variation in dark colours.


TAU

Wall tile Soapstone Silver 90x180, Rivet Gray 60x60 and Materia Textile 300x100 **3** Floor tile Oristano White 20x120.





SOAPSTONE WHITE 5 DESIGNS 90X180



SOAPSTONE GRAPHITE 10 DESIGNS 60x120



Floor tile Diluca White 22,5x180. Wall tile Soapstone White and Tan 90x180.




Floor tile Soapstone Gray 90x180. Wall tile Soapstone Graphite and Gray 90x180.

Natural Matt


WORNSTONE

Pcb V4 TXT Rc

FORMATS



60x120 / 24"x48"
Natural M 24



75x75 / 30"x30"
Natural M 18

MOSAICS



Stone Wornstone Tan
32,7x30,3 13"x12"
P21



Stone Wornstone Gray
32,7x30,3 13"x12"
P21




Stone Wornstone White
32,7x30,3 13"x12"
P21

Tan
NCS S 4005-Y50R

Gray
NCS S 3500-N

White
NCS S 1502-Y50R



Wornstone White detail.

Wornstone Gray detail.


TECHNICAL SPECIFICATIONS

*Posibilidad de tratamiento C2/C3 sobre el acabado natural. Consulte condiciones. Este tratamiento puede producir cambio de color en las tonalidades oscuras.
Possibility to get C2/C3 anti-slip rating for Nat finish. Check conditions. This process may generate shade variation in dark colours

Floor tile Wornstone Gray 60x120.

TAU






WORNSTONE WHITE 6 DESIGNS 60x120



Wall tile Wornstone White 60x120. Floor tile Wornstone Tan 60x120.



WORNSTONE TAN 12 DESIGNS 75x75



Wall tile Wornstone Tan 60x120. Floor tile Wornstone Tan 75x75.

TAU
cerámica

Woods

www.tauceramica.com



Natural Matt

BOHARS

Pcb V3+ TXT Rc

FORMATS



25x150 / 10"x59"
Natural M 25

MOSAICS

Olivo
NCS S 3005Y20R



Hera Olivo
17x52 6,8"x21"
M 24



Hera Camel
17x52 6,8"x21"
M 24

Sand
NCS S 2010Y20R



Foor tile Bohars Olivo 25x150

TECHNICAL SPECIFICATIONS

CUMPLE	0,1%	110/130	45 / 60	RESISTE	RESISTE	RESISTE	UA	C5	C1 / R9 NAT DCOF > 0,42

*Posibilidad de tratamiento C2/C3 sobre el acabado natural. Consulte condiciones. Este tratamiento puede producir cambio de color en las tonalidades oscuras.
Possibility to get C2/C3 anti-slip rating for Nat finish. Check conditions. This process may generate shade variation in dark colours


Camel
NCS S 2010Y30R



TAU

Wall tile Bohars Sand 25x150. Floor tile Belcastel Silver 90x90.






BOHARS OLIVO 33 DESIGNS 25x150



Wall tile Roadstone Pearl 30x90, Maiolica Royalblue 7,5x30 and Dc. Roadstone Mix 30x90 Floor tile Bohars Olivo 25x150.



BOHARS SAND 33 DESIGNS 25x150



Wall tile Caserta White 30x90, Maiolica Aquamarine 7,5x30 and Castrovillari White 60x120. Floor tile Bohars Olivo 25x150.




Natural Matt

BREST

Pcb V3+ TXT Rc

FORMATS



25x150 / 10"x59"
Natural M 25

CASETTO



Casetto Brest Umber
90x90 35"x35"
Designs 09
Natural M 24

Sand
NCS S 2010Y20R

Tan
NCS S 4020-Y40R

Umber
NCS S 5010-Y30R

TECHNICAL SPECIFICATIONS

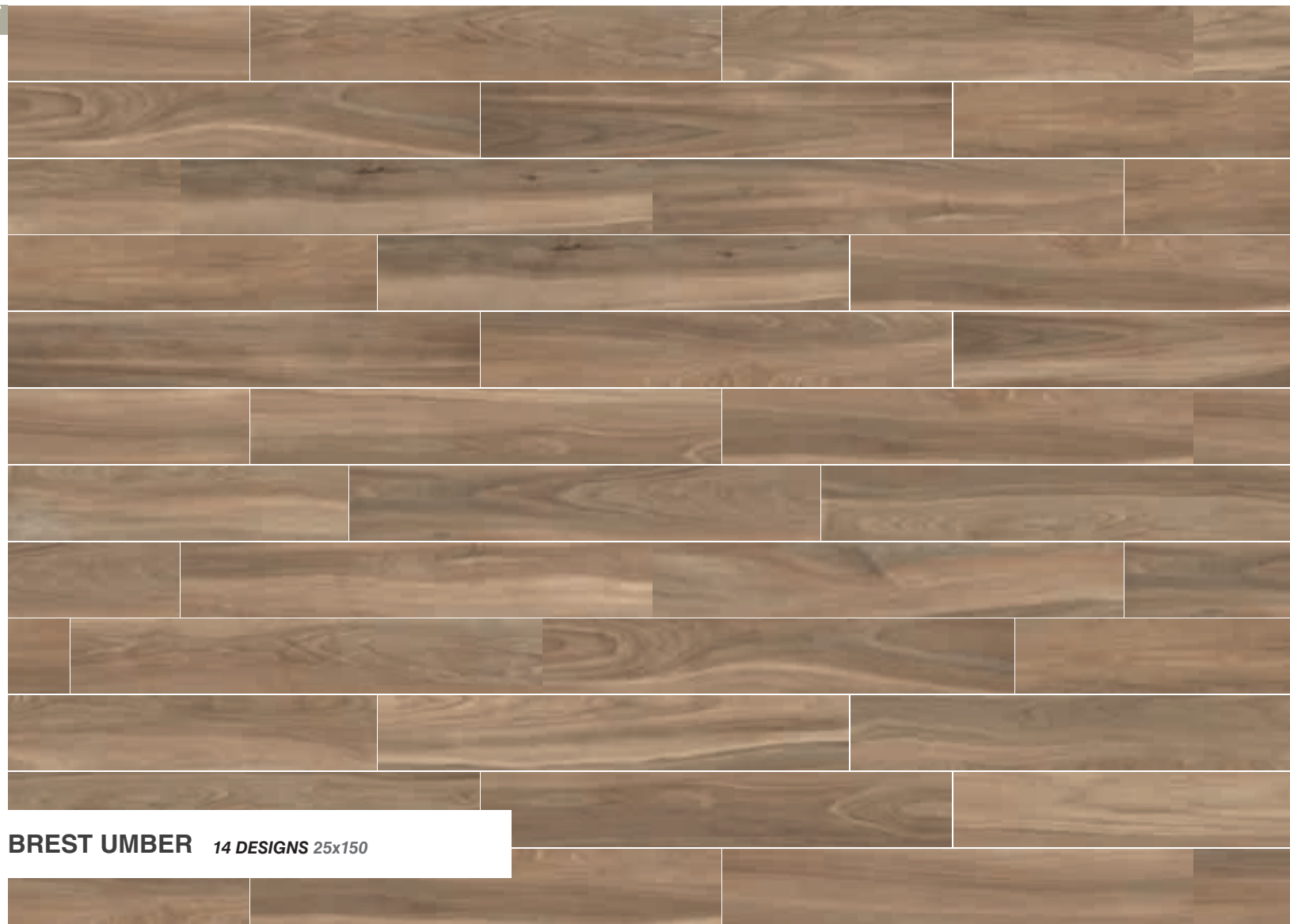


*Posibilidad de tratamiento C2/C3 sobre el acabado natural. Consulte condiciones. Este tratamiento puede producir cambio de color en las tonalidades oscuras.
Possibility to get C2/C3 anti-slip rating for Nat finish. Check conditions. This process may generate shade variation in dark colours

TAU

Floor tile Brest Tan 25x150





BREST UMBER 14 DESIGNS 25x150



Wall tile Brest Umber 25x150 and Moma Rusteel 320x160 (Ascale). Floor tile Roadstone Linen 90x90 and Casetto Brest Umber 90x90.



CASSETO BREST UMBER 9 DESIGNS 90x90



Floor tile Casetto Brest Umber 90x90.



Natural Matt

RENNES

P V3 TXT Rc

FORMATS



25x150 / 10"x59"

Natural M 25

CASETTO

White
NCS S 1002-Y



Casetto Rennes White
90x90 35"x35"
Designs 09

Natural M 24

Tan
NCS S 3020-Y40R



Casetto Rennes Umber
90x90 35"x35"
Designs 09

Natural M 24

Umber
NCS S 5010-Y30R

TECHNICAL SPECIFICATIONS




*Posibilidad de tratamiento C2/C3 sobre el acabado natural. Consulte condiciones. Este tratamiento puede producir cambio de color en las tonalidades oscuras.
Possibility to get C2/C3 anti-slip rating for Nat finish. Check conditions. This process may generate shade variation in dark colours

TAU

Floor tile Rennes Umber 25x150. Wall tile Roadstone Graphite 90x90.





RENNES UMBER 14 DESIGNS 25x150



Floor tile Rennes Umber 25x150



CASSETO RENNES WHITE 9 DESIGNS 90x90



Floor tile Casetto Rennes White 90x90.



Umber
NCS S 4020-Y30R

Tan
NCS S 2005-Y50R


White
NCS S 1502-Y50R

Natural Matt

DILUCA

Pcb V3 R

FORMATS



Designs 18

30x180 / 12"x71"

Natural M 33



Designs 24

22,5x180 / 9"x71"

Natural M 33



Designs 36

20x120 / 8"x48"

Natural M 23

TXT

MOSAICS



Legno Diluca Umber
22x22 8²¹/₃₂"x 8²¹/₃₂"
P5



Legno Diluca Tan
22x22 8²¹/₃₂"x 8²¹/₃₂"
P5



Legno Diluca White
22x22 8²¹/₃₂"x 8²¹/₃₂"
P5



Foor tile Diluca White 22,5x180.

TECHNICAL SPECIFICATIONS


CUMPLE	0,1%	110/130	45 / 60	RESISTE	RESISTE	RESISTE	UA	C5	C1 / R9 NAT DCOF > 0,42

*Posibilidad de tratamiento C2/C3 sobre el acabado natural. Consulte condiciones. Este tratamiento puede producir cambio de color en las tonalidades oscuras.
Possibility to get C2/C3 anti-slip rating for Nat finish. Check conditions. This process may generate shade variation in dark colours

TAU

Floor tile Diluca White 22,5x180.






DILUCA UMBER 24 DESIGNS 22,5x180



Floor and Wall tile Diluca UMBER 22,5x180.



DILUCA TAN 36 DESIGNS 20x120



Floor tile Diluca TAN 20x120.


Natural Matt

ORIGIN

P V3 TXT Rc

FORMATS

Gray
NCS S 3500-N



30x180 / 12"x71"

Natural M 33



22,5x180 / 9"x71"

Natural M 33



20x120 / 8"x48"

Natural M 23

TXT

MOSAICS

Silver
NCS S 1500-N



Disponibles en todos los colores
Available in all colours.

Legno Origin Tan
22x22 8²/₃₂"x 8²/₃₂"
P5

Tan
NCS S 4020-Y30R

Umber
NCS S 4010-Y30R



Origin Gray detail

Origin Umber detail

TECHNICAL SPECIFICATIONS

CUMPLE	0,1%	PEI 3/4	45 / 60	RESISTE	RESISTE	RESISTE	UA	C5	C1 / R9 NAT DCOF > 0,42


*Posibilidad de tratamiento C2/C3 sobre el acabado natural. Consulte condiciones. Este tratamiento puede producir cambio de color en las tonalidades oscuras.
Possibility to get C2/C3 anti-slip rating for Nat finish. Check conditions. This process may generate shade variation in dark colours

Sand
NCS S 1005-Y20R

TAU

Wall tile Millerighe White 90x180 and Origin Tan 22,5x180. Floor tile Millerighe Tan 90x180.






ORIGIN GRAY 42 DESIGNS 20x120



Wall tile Origin Gray 22,5x180. Floor tile Origin Silver 22,5x180.



ORIGIN UMBER 18 DESIGNS 30x180



Floor tile Origin Umber 30x180.



Pulido Polished

DIVE PLUS

P V4 R_c

FORMATS

Designs 18

20x120 / 8"x48"

Pulido M 27

Tan
NCS S 2002-Y50R

Gray
NCS S 2002-B

Mix
NCS S 5005-Y20R



Wall and floor tile Dive Plus Tan 20x120

TECHNICAL SPECIFICATIONS

CUMPLE
 0,1%
 110/130
 45 / 60
 t_c
 RESISTE
 RESISTE
 GA
 C5

*Posibilidad de tratamiento C2/C3 sobre el acabado natural. Consulte condiciones. Este tratamiento puede producir cambio de color en las tonalidades oscuras.
Possibility to get C2/C3 anti-slip rating for Nat finish. Check conditions. This process may generate shade variation in dark colours

TAU

Wall tile Dive Plus Mix 20x120. Floor tile Bluestone Black 75x75.






DIVE PLUS TAN 18 DESIGNS 20x120



DIVE PLUS GRAY 18 DESIGNS 20x120



Wall tile Dive Plus Gray 20x120. Floor tile Devon Gray 60x120

FOREVER Natural Matt Adz Antislip

P **V3** **Rc** **Nr**

FORMATS

✂️ 20 Disponible en Haya, Olivo, Roble
Available in Haya, Olivo and Roble



30x120,5 / 12"x48"
Adz M 33 ✂️ 20



20x120 / 8"x48"
Natural M 23



25x100 / 10"x39"
Natural M 13
Adz M 13



15x60 / 6"x24"
Natural M 11
Adz M 11

MOSAICS



Forever Mosaico A
Haya / Roble / Arce (5x5)
30x30 12"x12"
M48



Forever Mosaico B
Tilo / Olivo (5x5)
30x30 12"x12"
M48

TECHNICAL SPECIFICATIONS

CUMPLE	0,1%	PEI 3/4	45 / 60	RESISTE	RESISTE	RESISTE	UA	C5	C1 / R9 NAT, C3 / R11 ADZ DCOF > 0,42

*Posibilidad de tratamiento C2/C3 sobre el acabado natural. Consulte condiciones. Este tratamiento puede producir cambio de color en las tonalidades oscuras.
Possibility to get C2/C3 anti-slip rating for Nat finish. Check conditions. This process may generate shade variation in dark colours

Haya
NCS S 1505-Y10R

Roble
NCS S 3010-Y30R


Arce
NCS S 1002-Y

Tilo
NCS S 1502-Y

Olivo
NCS S 2005-Y20R

Floor tile Forever Tilo 20x120 Wall tile Sassari Graphite 60x120






FOREVER ROBLE 18 DESIGNS 20x120



Floor tile Forever Roble 20x120.



FOREVER OLIVO 18 DESIGNS 20x120



Floor tile Forever Olivo 15x60.



Tan
NCS S 1002-Y

Umber
NCS S 3010-Y20R

Gray
NCS S 4010-G90Y

MARSALA

Natural Matt
Adz Antislip

Pcb V3+ TXT R_c

FORMATS

≠20 Disponible en Umber y Gray
Available in Umber and Gray.

Designs 45

20x120 / 8"x48"
Natural M 23

Designs 08

30x120,5 / 12"x48"
Adz M 33 ≠20

MOSAICS



Disponibles en Natural
Available in Natural




Legno Marsala Tan
22x22 8²¹/₃₂ x 8²¹/₃₂
P5



Legno Marsala Umber
22x22 8²¹/₃₂ x 8²¹/₃₂
P5



Legno Marsala Gray
22x22 8²¹/₃₂ x 8²¹/₃₂
P5



Wall tile **Castrovillari Silver 240x120** ≠6
Floor tile **Castrovillari Silver 60x120** and **Marsala Umber 30x120,5** ≠20

TECHNICAL SPECIFICATIONS

CUMPLE	0,1%	110/130	45 / 60	RESISTE	RESISTE	RESISTE	UA	C5	C1 / R9 SEMI. C3 / R11 ADZ DCOF > 0,42	

*Posibilidad de tratamiento C2/C3 sobre el acabado natural. Consulte condiciones. Este tratamiento puede producir cambio de color en las tonalidades oscuras.
Possibility to get C2/C3 anti-slip rating for Nat finish. Check conditions. This process may generate shade variation in dark colours

TAU

Wall tile **Marsala Umber 20x120**. Floor tile **Marsala Umber 20x120**.





MARSALA TAN 45 DESIGNS 20x120



Floor tile Marsala Tan 20x120. Wall tile Mantova White 30x90 and Quadrato Linen 25x50.



MARSALA GRAY 45 DESIGNS 20x120



Floor tile Marsala Gray 20x120. Wall tile Wall tile Terracina Gray 60x120 and Carpi Pearl 30x90.

Natural Matt

ORISTANO

Pcb V3+ TXT R

FORMATS

Designs 24

20x120 / 8"x48"

Natural M 23

MOSAICS

White
NCS S 1002-Y



Legno Oristano White
(Oristano White)
22x22 8²¹/₃₂"x 8²¹/₃₂"
P7



Legno Oristano Basic
(Oristano White)
22x22 8²¹/₃₂"x 8²¹/₃₂"
P7




Legno Oristano Gloomy
(Oristano Coffee / White)
22x22 8²¹/₃₂"x 8²¹/₃₂"
P7



Floor tile Oristano White 20x120. Wall tile Bianchi and Brindisi 30x90

Coffee
NCS S 6005-Y20R



Black
NCS S 8500-N



TECHNICAL SPECIFICATIONS


CUMPLE	0,1%	110/130	45 / 60	RESISTE	RESISTE	RESISTE	UA	C5	C1 / R9 NAT. DCOF > 0,42	

*Posibilidad de tratamiento C2/C3 sobre el acabado natural. Consulte condiciones. Este tratamiento puede producir cambio de color en las tonalidades oscuras.
Possibility to get C2/C3 anti-slip rating for Nat finish. Check conditions. This process may generate shade variation in dark colours


TAU

Wall tile Oristano Coffee 20x120 and Terracina White 60x120. Floor tile Oristano Coffee 20x120.





ORISTANO BLACK 24 DESIGNS 20x120



ORISTANO WHITE 24 DESIGNS 20x120



Oristano Black detail.



Oristano White detail.



Floor and Wall tile Oristano White 20x120 and Castrovillari White 60x120.

RAGUSA Natural Matt Adz Antislip

Pcb V3 R

FORMATS

Designs 45

Sand
NCS S 1005-Y20R

20x120 / 8"x48"
Natural M 23
Adz M 26

MOSAICS

Camel
NCS S 3020-Y20R



Legno Ragusa Sand
22x22 8²¹/₃₂" x 8²¹/₃₂"
P5



Legno Ragusa Camel
22x22 8²¹/₃₂" x 8²¹/₃₂"
P5



Legno Ragusa Umber
22x22 8²¹/₃₂" x 8²¹/₃₂"
P5



Legno Ragusa Coffee
22x22 8²¹/₃₂" x 8²¹/₃₂"
P5

Umber
NCS S 4010-Y10R

Coffee
NCS S 5010-Y10R

TECHNICAL SPECIFICATIONS

CUMPLE 0,1% 110/130 45 / 60 RESISTE RESISTE RESISTE UA C5 C1 / R9 SEMI, C3 / R11 ADZ, DCOF > 0,42


*Posibilidad de tratamiento C2/C3 sobre el acabado natural. Consulte condiciones. Este tratamiento puede producir cambio de color en las tonalidades oscuras.
Possibility to get C2/C3 anti-slip rating for Nat finish. Check conditions. This process may generate shade variation in dark colours

*Gradone disponibile en 30x120 Gradone available in 12"x48"


TAU

Floor tile Ragusa Camel 20x120.





RAGUSA SAND 45 DESIGNS 20x120



RAGUSA UMBER 45 DESIGNS 20x120



Floor tile Ragusa Sand 20x120 and Castrovillari White 60x120. Wall tile Alpi White 120x240



Floor tile Ragusa Umber 20x120.

TAU
cerámica

Marbles

www.tauceramica.com



AVORIO


Natural Matt
Pulido Polished

P V2 R

FORMATS



60x120 / 24"x48"
 ☐ Natural M 24
 ☐ Pulido M 27



120x120 / 48"x48"
 ☐ Natural M 33
 ☐ Pulido M 38

TECHNICAL SPECIFICATIONS

Cream
 NCS S 1005Y30R



TAU

Floor tile Avorio Cream 60x120





AVORIO CREAM 18 DESIGNS 60x120



Floor tile Avorio Cream 60x120. Wall tile Castrovillari White 60x120 and Sisal Gold 30x90.

ALTAMURA

Natural Matt
Pulido Polished

P V2 R

FORMATS

06 Designs	28 Designs	56 Designs
Disponibles en Gray y Pearl Available in Gray and Pearl		
75x150 / 30"x60"	75x75 / 30"x30"	37,5x75 / 15"x30"
Natural M 26 Pulido M 32	Natural M 18 Pulido M 21	Natural M 18 Pulido M 21

15 Designs	30 Designs	60 Designs
Disponibles en Natural y Pulido Available in Matt and Polished		
60x120 / 24"x48"	60x60 / 24"x24"	30x60 / 12"x24"
Natural M 24 Pulido M 27	Natural M 13 Pulido M 15	Natural M 12 Pulido M 14





04 Designs
Disponibles en Natural y Pulido Available in Matt and Polished
120x120 / 48"x48"
Pulido M 38

Pearl
NCS S 0500-N

Silver
NCS S 1500-N

Gray
NCS S 4000-N

MOSAICS

			
	TC Altamura Pearl 30x30 12"x12" P18	TC Altamura Silver 30x30 12"x12" P18	TC Altamura Gray 30x30 12"x12" P18

Marmi
Altamura Gray
(Altamura Gray/Baranello White)
20x40 8"x16"
P10

TECHNICAL SPECIFICATIONS

								
CUMPLE	0,1%	PEI 3/4	45 / 60	RESISTE	RESISTE	RESISTE	GA	C5

*Posibilidad de tratamiento C2 sobre el acabado natural. Consulte condiciones.
Este tratamiento puede producir cambio de color en las tonalidades oscuras.
Possibility to get C2 anti-slip rating for Nat finish. Check conditions. This process may generate shade variation in dark colours


TAU

Wall and floor tile Altamura Gray 60x120.





ALTAMURA PEARL 15 DESIGNS 60x120



ALTAMURA SILVER 15 DESIGNS 60x120



Floor and Wall tile Altamura Pearl 30x60.




Wall tile Altamura Silver 60x120 and Ragusa Coffee 20x120. Floor tile Altamura Silver 60x60.

BARANELLO Natural Matt Pulido Polished

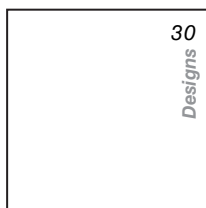
P V2 R

FORMATS



15
Designs

75x150 / 30"x60"
Natural M 26
Pulido M 32



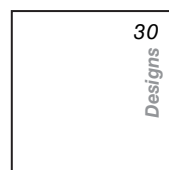
30
Designs

75x75 / 30"x30"
Natural M 18
Pulido M 21



15
Designs

60x120 / 24"x48"
Natural M 24
Pulido M 27



30
Designs

60x60 / 24"x24"
Natural M 13
Pulido M 15




Designs 60

37,5x75 / 15"x30"
Natural M 18
Pulido M 21

MOSAICS



Marmi
Baranello White
(Baranello White)
Altamura Gray
20x40 8"x16"
P10



Sqr Baranello
White
30x30 12"x12"
28x28 11 1/2"x11 1/2"
P29



Mosaico Didier
28x28 (3x3)
P26
Disponibles en acabado natural
Available in Matt finish

Disponibles en Natural y Pulido
Available in Matt and Polished

TECHNICAL SPECIFICATIONS



*Posibilidad de tratamiento C2 sobre el acabado natural. Consulte condiciones.
Este tratamiento puede producir cambio de color en las tonalidades oscuras.
Possibility to get C2 anti-slip rating for Nat finish. Check conditions. This process may generate shade variation in dark colours

White
NCS S 0300-N

TAU

Wall tile Baranello White 60x120.





BARANELLO WHITE 15 DESIGNS 60x120




Wall tile Baranello White 60x120. Floor tile Baranello White 60x120.

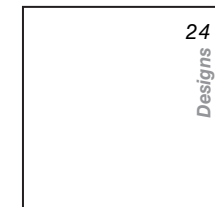
CROTONE Natural Matt Pulido Polished

P V2+ R

FORMATS



120x120 / 48"x48"
☐ Pulido M 38



75x75 / 30"x30"
☐ Natural M 18
☐ Pulido M 21



60x120 / 24"x48"
☐ Natural M 24
☐ Pulido M 27



60x60 / 24"x24"
☐ Natural M 13
☐ Pulido M 15

MOSAICS

Disponibles en Natural y Pulido
Available in Matt and Polished



Marmi Crotone
(Umber / Sand)
20x40 8"x16"
P10



TC Crotone Sand
30x30 12"x12"
P18

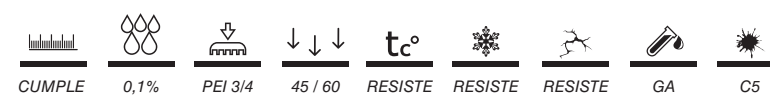


TC Crotone Tan
30x30 12"x12"
P18



TC Crotone Umber
30x30 12"x12"
P18

TECHNICAL SPECIFICATIONS



*Posibilidad de tratamiento C2 sobre el acabado natural. Consulte condiciones.
Este tratamiento puede producir cambio de color en las tonalidades oscuras.
Possibility to get C2 anti-slip rating for Nat finish. Check conditions. This process may generate shade variation in dark colours

Sand
NCS S 1005-Y20R

Tan
NCS S 4005-450R

Umber
NCS S 5010-Y10R


TAU

Wall and floor tile Crotone Tan 60x120.





CROTONE SAND 15 DESIGNS 60x120




CROTONE UMBER 15 DESIGNS 60x120



Wall tile Crotone Sand 30x90. Floor tile Crotone Sand 60x120.



Wall tile Crotone Umber 30x90. Floor tile Crotone Umber 60x120.




DOZZA

Natural Matt
Pulido Polished

P V2 R

FORMATS



09
Designs

75x150 / 30"x60"

☐ Natural M 26
☐ Pulido M 32

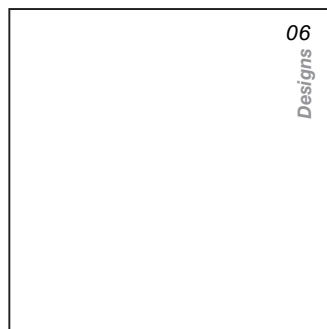
Disponible solo en White
Available only in White



24
Designs

75x75 / 30"x30"

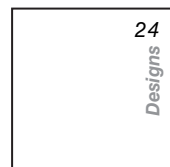
☐ Pulido M 21



06
Designs

120x120 / 48"x48"

☐ Pulido M 38



24
Designs

60x60 / 24"x24"

☐ Pulido M 15




12
Designs

60x120 / 24"x48"

☐ Pulido M 27

MOSAICS



TC Dozza Gold
30x30 12"x12"
P18



TC Dozza White
30x30 12"x12"
P18

TECHNICAL SPECIFICATIONS




White
NCS S 0300-N


Gold
NCS S 1002-G

Floor tile Dozza Gold 60x120. Wall tile Dozza Gold 40x120 and TC Dozza Gold 30x30.






DOZZA GOLD 12 DESIGNS 60x120



DOZZA WHITE 12 DESIGNS 60x120



Wall tile Dozza Gold 60x120 and Incontro Gold 40x120. Floor tile Dozza Gold 60x120.



Wall tile Dozza White 60x120, Riv Dozza White 40x120 and Murada Silver 10x40. Floor tile Dozza White 60x120.



EMPORIO

Natural Matt
Pulido Polished

P V2 R

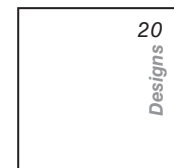
FORMATS



75x150 / 30"x60"
 Natural M 26
 Pulido M 32




60x120 / 24"x48"
 Natural M 24
 Pulido M 27



60x60 / 24"x24"
 Natural M 13
 Pulido M 15



30x60 / 12"x24"
 Natural M 12
 Pulido M 14



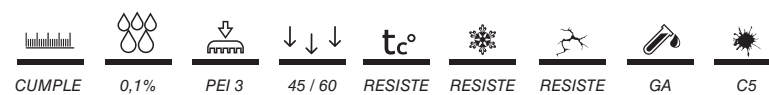
120x120 / 48"x48"
 Natural M 36
 Pulido M 38

MOSAICS



Emporio
 30x30 (5x5) 12"x12"
 Natural M 38
 Pulido M 38

TECHNICAL SPECIFICATIONS



White
 NCS S 0300-N

Floor and Wall tile Emporio White 60x120 and Rennes Umber 25x150.





EMPORIO WHITE 10 DESIGNS 60x120



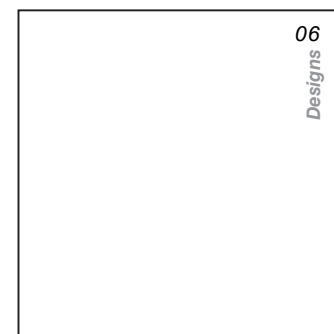
Wall and Floor tile Emporio White 60x120

Pulido Polished

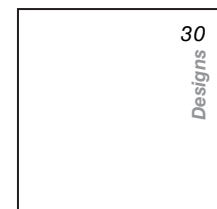
LEGEND

P V2 R

FORMATS




120x120 / 48"x48"
Pulido M 38



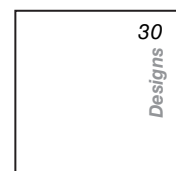
75x75 / 30"x30"
Pulido M 21



37,5x75 / 15"x30"
Pulido M 21



60x120 / 24"x48"
Pulido M 27



60x60 / 24"x24"
Pulido M 15


MOSAICS



Disponibles en Natural y Pulido
Available in Matt and Polished

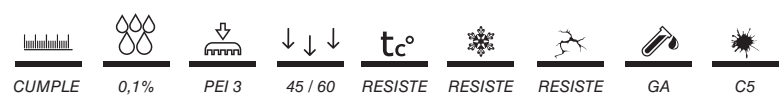


Marmi Legend Sand
(Legend Sand / Crotone Umber)
20x40 8"x16"
P10



TC Legend Sand
30x30 12"x12"
P18

TECHNICAL SPECIFICATIONS



Sand
NCS S 1005-Y20R

*Posibilidad de tratamiento C2 sobre el acabado natural. Consulte condiciones.
Possibility to get C2 anti-slip rating for Nat finish. Check conditions.

TAU

Floor and Wall tile Legend Sand 60x120.





LEGEND SAND 15 DESIGNS 60x120



Floor tile Legend Sand 60x120. Wall tile Legend Sand 60x120 and Iseo Sand 30x90.

MARQUINA Natural Matt Pulido Polished

P V2+ R

FORMATS

6 Disponibles en Natural y Pulido Available in Matt and Polished



05

Designs

120 x 240 / 48"x96"

- Natural M 43
- Pulido M 49



05

Designs

120 x 260 / 48"x102"


- Natural
- Pulido

*Bajo pedido, consulte condiciones Upon request, check conditions

MOSAICS



Aurea Marquina Black
29,5x26,5 11³⁹/₆₄"x10⁷/₁₆"
P26 6



Sqr Marquina Black
28x28 11¹/₃₂"x11¹/₃₂"
P29 6


TECHNICAL SPECIFICATIONS

Black
NCS S 8500-N

Wall tile Marquina Black 240x120

TAU





MARQUINA BLACK 5 DESIGNS 240x120



Wall Tile Marquina Black 12x2400 Wall tile Oristano Coffee 20x120 and Barletta White 60x120



Floor and Wall tile Floor and Wall tile Origin Tan 22,5x180. Wall tile Marquina Black 240x120 → 6

Pulido Polished

MILLERIGHE

P V2 R

FORMATS



90x180 / 36"x71"
Pulido M 40



60x120 / 24"x48"
Pulido M 27

Gray
NCS S 3500-N

Silver
NCS S 1500-N


Tan
NCS S 2005-Y50R

White
NCS S 1002-Y

MOSAICS



Millerighe Gray
30x30 (7x7) 12"x12"
P9



Millerighe Silver
30x30 (7x7) 12"x12"
P9

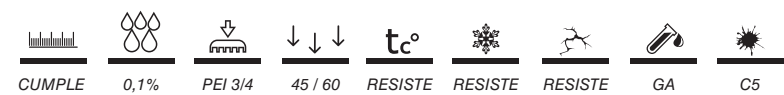


Millerighe Tan
30x30 (7x7) 12"x12"
P9



Millerighe White
30x30 (7x7) 12"x12"
P9

TECHNICAL SPECIFICATIONS



TAU

Wall tile Millerighe Gray 60x120 Floor tile Millerighe Silver 60x120.





MILLERIGHE TAN 14 DESIGNS 60x120



MILLERIGHE SILVER 14 DESIGNS 60x120



Floor tile Millerighe White 60x120. Wall tile Millerighe Tan and White 60x120.



Floor tile Millerighe Silver and Castrovillari Silver 60x120. Wall tile Millerighe Gray and Castrovillari Silver 60x120.

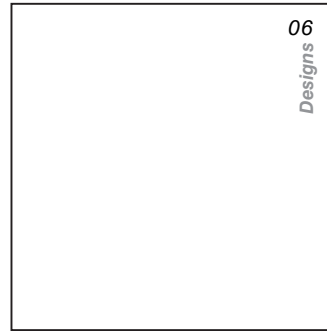


Pulido Polished


PORTLOREN

P V2 R

FORMATS



120x120 / 48"x48"
Pulido M 40



60x120 / 24"x48"
Pulido M 29

SPECIAL PIECES



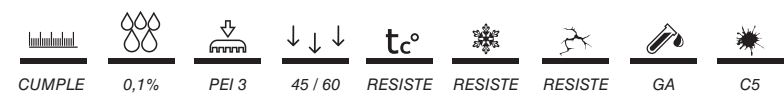
Stecche
(Portloren/Varenna)
40x30 16"x12"
Pulido P19



Tri Portloren
23,2x20 9"x7,8"
Natural M33

TECHNICAL SPECIFICATIONS

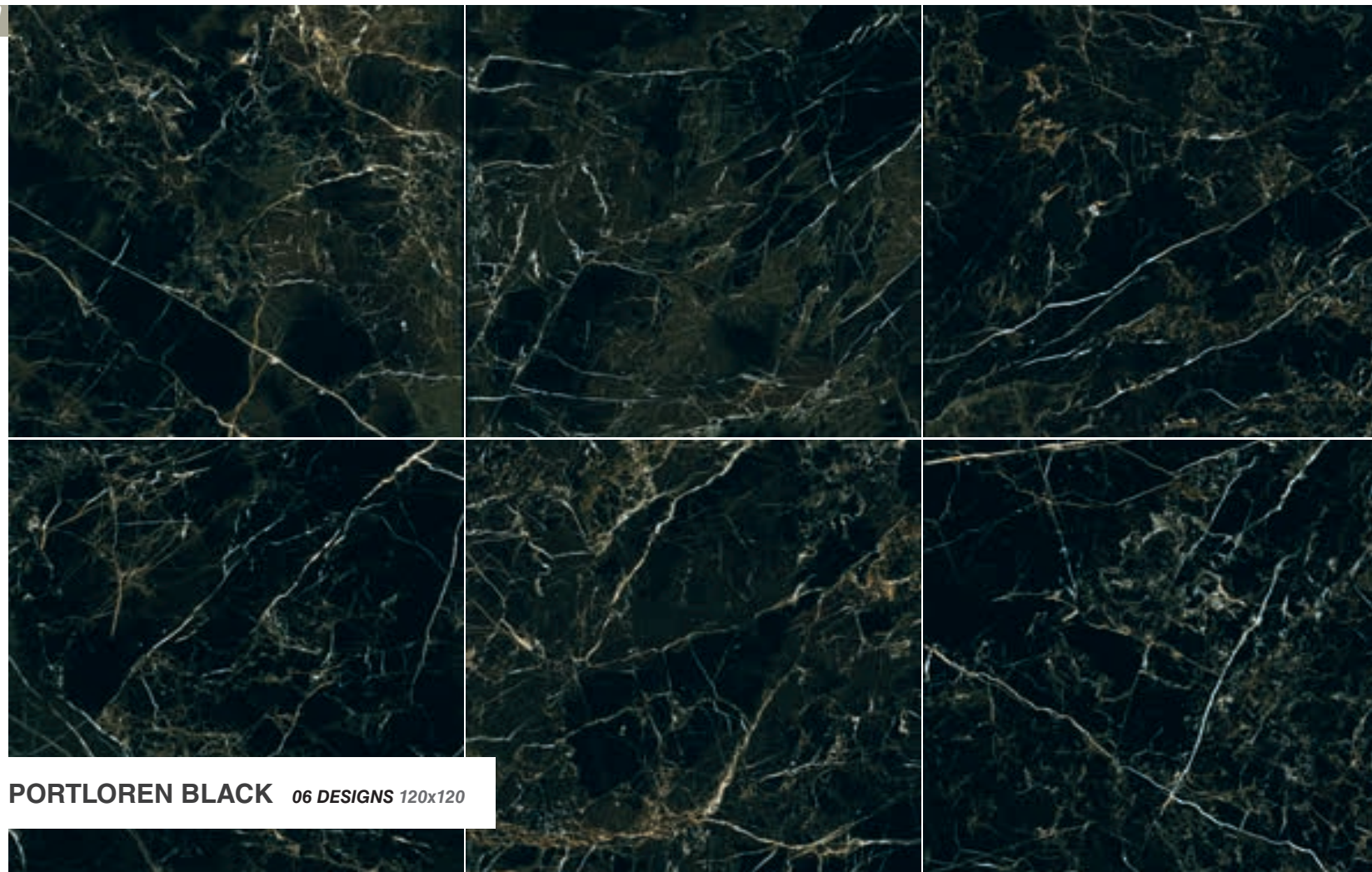
Black
NCS S 8500-N





TAU

Wall tile Varenna Carrara 30x90. Floor tile Portloren Black 120x120.





PORTLOREN BLACK 06 DESIGNS 120x120



Floor tile Portloren Black and Varenna Carrara 120x120. Wall tile Varenna Carrara 120x120.



Stecche
(Portloren/Varenna)
40x30 16"x12"
☐ Pulido P19




Tri Portloren
23,2x20 9"x7,8"
○ Natural M33



Tri Varenna
23,2x20 9"x7,8"
○ Natural M33






TORANO

Natural Matt
Pulido Polished

P V2 R

FORMATS



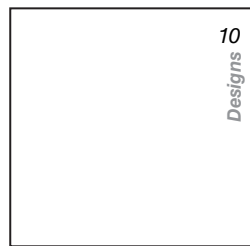
05
Designs

90x180 / 36"x71"
Natural M 37
Pulido M 40



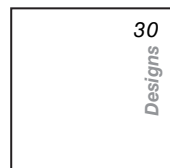
12
Designs

45x90 / 18"x35"
Natural M 22
Pulido M 23



10
Designs

90x90 / 35"x35"
Natural M 24
Pulido M 27



30
Designs

60x60 / 24"x24"
Natural M 13
Pulido M 15



60
Designs

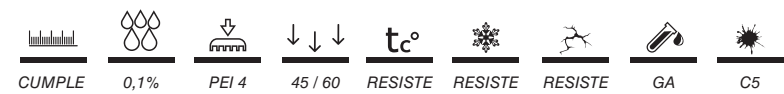
30x60 / 12"x24"
Natural M 12
Pulido M 14

MOSAICS



Torano Statuario
30x30 (7x7) 12"x12"
P9

TECHNICAL SPECIFICATIONS



Statuario
NCS S 0300-N

*Posibilidad de tratamiento C2 sobre el acabado natural. Consulte condiciones.
Possibility to get C2 anti-slip rating for Nat finish. Check conditions.

Floor and Wall tile Torano Statuario 90x180.





TORANO STATUARIO 12 DESIGNS 45x90



Wall tile Torano Statuario 45x90.
Floor tile Altamura Silver 60x120 and TC Altamura Silver 30x30.



Wall tile Wall tile Torano Statuario 90x180.
Floor tile Altamura Silver 120x120. Tops Torano Statuario and Grum Black 320x160 (Ascale)



VARENNA

Natural Matt
Pulido Polished

P V2 R

FORMATS

<div style="border: 1px solid black; width: 150px; height: 100px; margin: 0 auto; position: relative;"> 05 Designs </div> <p>120x240 / 48"x96" <input type="checkbox"/> Natural M 43 <input type="checkbox"/> Pulido M 49 ± 6</p>	<div style="border: 1px solid black; width: 150px; height: 100px; margin: 0 auto; position: relative;"> 06 Designs </div> <p>120x260 / 48"x102" <input type="checkbox"/> Natural M 48 ± 6 <input type="checkbox"/> Pulido M 49 ± 6</p> <p><small>*Bajo pedido, consulte condiciones Upon request, check conditions</small></p>	<div style="border: 1px solid black; width: 100px; height: 100px; margin: 0 auto; position: relative;"> 12 Designs </div> <p>120x120 / 48"x48" <input type="checkbox"/> Pulido M 38</p>		
<div style="border: 1px solid black; width: 50px; height: 50px; margin: 0 auto; position: relative;"> 12 Designs </div> <p>75x75 / 30"x30" <input type="checkbox"/> Natural M 18 <input type="checkbox"/> Pulido M 21</p>	<div style="border: 1px solid black; width: 50px; height: 50px; margin: 0 auto; position: relative;"> 24 Designs </div> <p>37,5x75 / 15"x30" <input type="checkbox"/> Natural M 18 <input type="checkbox"/> Pulido M 21</p>	<div style="border: 1px solid black; width: 50px; height: 50px; margin: 0 auto; position: relative;"> 24 Designs </div> <p>60x60 / 24"x24" <input type="checkbox"/> Natural M 13 <input type="checkbox"/> Pulido M 15</p>	<div style="border: 1px solid black; width: 50px; height: 50px; margin: 0 auto; position: relative;"> 48 Designs </div> <p>30x60 / 12"x24" <input type="checkbox"/> Natural M 12 <input type="checkbox"/> Pulido M 14</p>	<div style="border: 1px solid black; width: 100px; height: 50px; margin: 0 auto; position: relative;"> 12 Designs </div> <p>60x120 / 24"x48" <input type="checkbox"/> Natural M 24 <input type="checkbox"/> Pulido M 27</p>

MOSAICS



Stecche
(Portloren/Varenna)
40x30 16"x12"
 Pulido P19



Aurea Varenna Carrara
29,5x26,5 11³⁹/₆₄"x10⁷/₁₆"
P26 ± 6



Sqr Varenna Carrara
30x30 12"x12"
28x28 11¹/₂"x11¹/₂" ± 6
P29

SPECIAL PIECES



Tri Varenna
23,2x20 9"x7,8"
 Natural M33

TECHNICAL SPECIFICATIONS

CUMPLE	0,1%	PEI 3	45 / 60	RESISTE	RESISTE	RESISTE	GA	C5


*Posibilidad de tratamiento C2 sobre el acabado natural. Consulte condiciones.
Possibility to get C2 anti-slip rating for Nat finish. Check conditions.

Carrara
NCS S 0300-N

TAU

Floor tile Varenna Carrara 120x120.





VARENNA CARRARA 06 DESIGNS 120x120



Wall tile Alpi White and Grum Black 120x240. **Floor tile** Varenna Carrara 120x120.



Wall tile Varenna Carrara 30x60. **Floor tile** Varenna Carrara 60x60.



VARESE

Natural Matt
Pulido Polished

P V2 R

FORMATS



04
Designs


90x180 / 36"x71"
 ☐ Natural M 37
 ☐ Pulido M 40



13
Designs

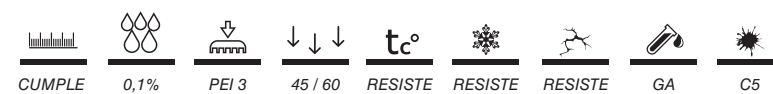
60x120 / 24"x48"
 ☐ Natural M 24
 ☐ Pulido M 27

MOSAICS



Varese Onice
 30x30 (7x7) 12"x12"
 P9

TECHNICAL SPECIFICATIONS



Onice
 NCS S 2005-Y20R

*Posibilidad de tratamiento C2 sobre el acabado natural. Consulte condiciones.
 Possibility to get C2 anti-slip rating for Nat finish. Check conditions.

Wall and Floor tile Varese Onice 90x180.





VARESE ONICE 04 DESIGNS 90x180



Wall tile Varese Onice 90x180, Origin Silver 22,5x180 and Everton Silver 30x90. Floor tile Varese Onice 90x180.

TAU
cerámica

Basics

www.tauceramica.com

MYTHAGE Natural Matt Pulido Polished


P V1 R

60x120 en acabado Natural y colores White y Graphite disponible en stock. Resto de colores y acabados disponibles para proyectos, consultar pedido mínimo.


60x120 in Matt finished and White and Graphite colours in stock. Other colours and finishes available under request, check minimum order.

FORMATS

White
NCS S 0300-N



120x120 / 48"x48"
☐ Natural M 33
☐ Pulido M 38



60x120 / 24"x48"
☐ Natural M 24
☐ Pulido M 27

Lapisblue
NCS S 7010-R70B

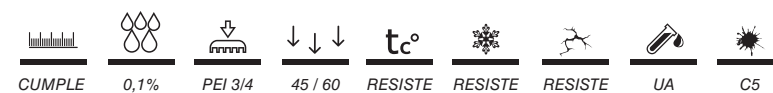
Graphite
NCS S 6005-R80B

Lemon
NCS S 1060-G60Y



Wall tile Mythage Lemon 120x120 and Sassari Graphite 60x120.

TECHNICAL SPECIFICATIONS



TAU

Wall tile Mythage White 60x120.




ALPI / GRUM

Natural Matt
Pulido Polished

P V1 R

FORMATS



120x240 / 48"x96"

☐ Natural M 43 ∇ 6
☐ Pulido M 49 ∇ 6

120x260 / 48"x102"

☐ Natural ∇ 6
☐ Pulido ∇ 6

*Bajo pedido, consulte condiciones
Upon request, check conditions

MOSAICS

Alpi
White
NCS S 0300-N



Aurea Alpi
29,5x26,5 11,6"x10,4"
Natural P25
Pulido P26




Sqr Alpi
28x28 11"x11"
Natural P25
Pulido P26




Vernazza White
31,2x31 12,2"x12,2"
P26

Vidrio reciclado coloreado en masa. (revestimiento y pavimento)
Coloured body recycled glass
40% brillo + 60% mate.
(wall and floor).
40% glossy + 60% matt



Aurea Grum
29,5x26,5 11,6"x10,4"
Natural P25
Pulido P26



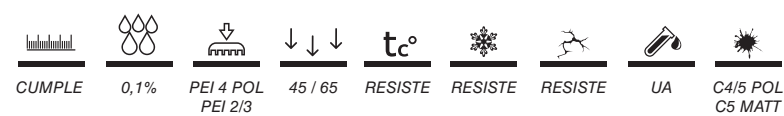
Sqr Grum
28x28 11"x11"
Natural P25
Pulido P26



Vernazza Black
31,2x31 12,2"x12,2"
P26

Vidrio reciclado coloreado en masa. (revestimiento y pavimento)
Coloured body recycled glass
40% brillo + 60% mate.
(wall and floor).
40% glossy + 60% matt

TECHNICAL SPECIFICATIONS



Grum
Black
NCS S 8500-N

TAU

Wall tile Grum Black 240x120 and Alpi White 240x120. Floor tile Grum Black 120x120.



Natural Matt

ESSENZIALE

P V1 R_c

White
NCS S 0500-N

Linen
NCS S 1002-Y

Silver
NCS S 2002G-50Y

Sand
NCS S 1505-Y30R

Umber
NCS S 5010-Y50R

Gray
NCS S 5000-N

Black
NCS S 8500-N

FORMATS


<p>White M43 Linen M38 Silver M38 Sand M33 Umber M38 Gray M33 Black M38</p>	<p>01 Designs</p>
---	-----------------------

100x300 / 39"x118"

MOSAICS



Aurea Essenziale Linen
29,5x26,5 $1\frac{13}{16} \times 1\frac{7}{16}$ "
P26













Sqr Essenziale Linen
28x28 $1\frac{1}{32} \times 1\frac{1}{32}$ "
P29 \rightarrow 6

Disponibles en todos los colores.
Available in all colours.
Consulte pedido mínimo
Check minimum order



Wall tile Essenziale White 100x300 \rightarrow 3

TECHNICAL SPECIFICATIONS

									
CUMPLE	0,1%	PEI 3/4	45 / 60	RESISTE	RESISTE	RESISTE	GA	C5	

Espesor 3+: 3mm de espesor cerámico + refuerzo con malla de fibra de vidrio y resina de poliuretano.
Thickness 3+: 3mm ceramic thickness + reinforcement with glass fiber mesh and polyurethane resin.
Disponibile en espesor 5+. Available in thickness 5+

Wall tile Essenziale Linen 100x300.

TAU



Natural Matt

MATERIA

P R_c V2 V1
Textile

FORMATS

Kalos 5 designs M46
Textile 1 design M43
Stone 1 design M43
Travertino 3 designs M47
Metal 3 designs M47

100x300 / 39"x118"

MOSAICS

Kalos
NCS S 0500-N

Textile
NCS S 1002-Y

Stone
NCS S 1502-Y

Travertino
NCS S 1505-Y30R

Metal
NCS S 8005-Y50R



Aurea Materia Stone
29,5x26,5 11³/₈"x10¹/₆"
P26



Sqr Materia Textile
28x28 11¹/₂"x11¹/₂"
P29 \neq 6

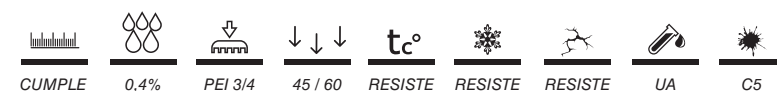
Disponibles en todos los colores.
Available in all colours.

Consulte pedido mínimo
Check minimum order



Wall tile Materia Kalos 300x100 \neq 3 Floor tile Oristano White 20x120.

TECHNICAL SPECIFICATIONS



Espesor 3+: 3mm de espesor cerámico + refuerzo con malla de fibra de vidrio y resina de poliuretano.
 Thickness 3+: 3mm ceramic thickness + reinforcement with glass fiber mesh and polyurethane resin.
 Disponible en espesor 5+. Available in thickness 5+

TAU

Wall tile Materia Stone 100 x 300. Floor tile Palmi LInen 20x120.



MOSAICS / MOSAICOS


MOSAICS

- 3D
- HELIX
- HEX
- YSE
- HELIX
- DUO
- LEGNO
- MARMI
- TANG
- R+Q
- TRIS
- AUREA
- DAM
- SQR
- TC
- 2,5X7
- 5X5
- LONGER
- 7X7
- STONE




MOSAICS / MOSAICOS


MOSAICS




3D 295x340mm
Fidenza / Castrovillari



HEX 325x225mm
Metal




YSE 300x300mm
Oristán




HELIX 290x290mm
Teselas 23x48 y 23x23 mm.

Sassari / Imperia / Fidenza



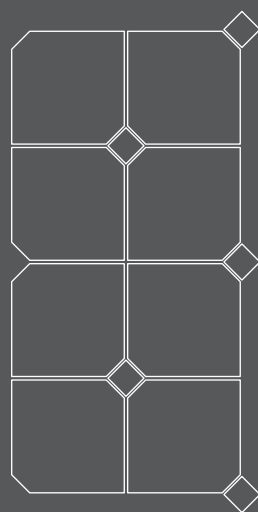
DUO 280x280mm
Teselas 27x27 y 23x23 mm.

Terracina / Imperia



LEGNO 220x220mm
Teselas 147,5x72,5 y 36x36 mm.

Oristano / Marsala / Seleni
Palmi / Ragusa / Diluca / Origin




MARMI 200x400mm
Teselas 23x23 y 96x96 mm.

Altamura / Legend
Baranello / Crotone / Litium




TANG 325x300mm
Castrovillari



R+Q 300x300mm
Teselas 48x48 mm.

Fidenza / Terracina




TRIS 300x300mm
Teselas 57x57x57 mm.

Castrovillari / Sassari / Devon


MOSAICS / MOSAICOS

MOSAICS




AUREA 295x265mm
Teselas 33x49 mm.

Varenna / Fidenza / Alpi / Essenziale
Sassari / Castrovillari / Grum
Materia / Piacenza




DAM 254x254mm
Teselas 23x23 y de 74x74 mm.

Terracina




SQR 280x280mm
Teselas 33x33 mm. ± 6

Varenna / Fidenza / Alpi /
Essenziale / Baranello /
Sassari / Castrovillari / Grum /
Materia / Piacenza



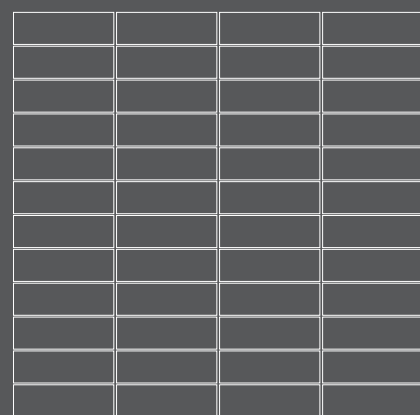
SQR 300x300mm
Teselas 32x32 mm.

Varenna / Fidenza /
Baranello / Sassari / Castrovillari




TC 300x300mm
Teselas 23x23 mm.

Altamura / Crotone / Legend
Arni / Dozza / Litium




(2,5x7) 300x300mm
Teselas 25x70 mm.

Corten / Kemberg / Oristan




(5x5) 300x300mm
Teselas 50x50 mm.

Forever / Totem / Bluestone
Emporio Calacatta / Metal / Roadstoone




LONGER 300x300mm
Teselas 70x70 mm.

Roadstone



(7x7) 300x300mm
Teselas 70x70 mm.

Tisse / Millerighe / Torano
Soapstone / Varese



STONE 327x803mm
Teselas 73x48 mm., 48x25,5, 98x98mm.

Wornstone

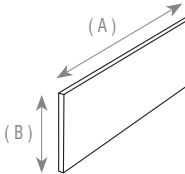
SPECIAL PIECES

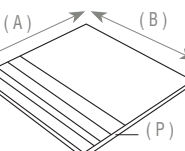
PIEZAS ESPECIALES

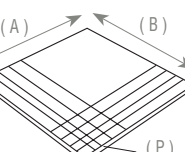
PRODUCTO - FORMATO PRODUCT - FORMAT	75x75 37,5x75	60x60 30x60 15x60*	45x45	45x90	25x100	20x120	25x150 75x150	60x120 120x120
--	------------------	--------------------------	-------	-------	--------	--------	------------------	-------------------

RODAPÍE ROMO ROUND SKIRTING		9x75 P7 (A) 75 cm (B) 9 cm	9x60 P6 (A) 60 cm (B) 9 cm	9x45 P2 (A) 45 cm (B) 9 cm	9x45 P2 (A) 45 cm (B) 9 cm	8x100 P6 (A) 100 cm (B) 8 cm	9x120 P16 (A) 120 cm (B) 9 cm	9x75 P11 (A) 75 cm (B) 9 cm	9x120 P16 (A) 120 cm (B) 9 cm
--------------------------------------	---	----------------------------------	----------------------------------	----------------------------------	----------------------------------	------------------------------------	-------------------------------------	-----------------------------------	-------------------------------------

RODAPÍE CORTADO SHARP EDGE SKIRTING		9x75 P6 (A) 75 cm (B) 9 cm	9x60 P5 (A) 60 cm (B) 9 cm	9x75 P2 (A) 45 cm (B) 9 cm	No disponible Not available	No disponible Not available	No disponible Not available	No disponible Not available	No disponible Not available
--	---	----------------------------------	----------------------------------	----------------------------------	--------------------------------	--------------------------------	--------------------------------	--------------------------------	--------------------------------

TABICA / CONTRAHUELLA RISER		15x75 P11 (A) 75 cm (B) 15 cm	15x60 P10 (A) 60 cm (B) 15 cm	15x45 P6 (A) 45 cm (B) 15 cm	No disponible Not available	No disponible Not available	No disponible Not available	No disponible Not available	No disponible Not available
-----------------------------------	--	-------------------------------------	-------------------------------------	------------------------------------	--------------------------------	--------------------------------	--------------------------------	--------------------------------	--------------------------------

PELDAÑO STEP		30x75 P24 (A) 30 cm (B) 75 cm (P) 0,2 cm	30x60 P19 (A) 30 cm (B) 60 cm (P) 0,2 cm	30x45 P12 (A) 30 cm (B) 45 cm (P) 0,2 cm	30x90 P25 (A) 30 cm (B) 90 cm (P) 0,2 cm	25x100 P25 (A) 25 cm (B) 100 cm (P) 0,2 cm	20x120 P27 (A) 20 cm (B) 120 cm (P) 0,2 cm	No disponible Not available	30x120 P27 (A) 30 cm (B) 120 cm
-----------------	---	---	---	---	---	---	---	--------------------------------	---------------------------------------

ÁNGULO ANGLE		30x30 P25 (A) 30 cm (B) 30 cm (P) 0,2 cm	30x30 P24 (A) 30 cm (B) 30 cm (P) 0,2 cm	30x30 P19 (A) 30 cm (B) 30 cm (P) 0,2 cm	30x30 P26 (A) 30 cm (B) 30 cm (P) 0,2 cm	No disponible Not available	20x20 P26 (A) 20 cm (B) 20 cm (P) 0,2 cm	No disponible Not available	30x30 P26 (A) 30 cm (B) 30 cm
-----------------	---	---	---	---	---	--------------------------------	---	--------------------------------	-------------------------------------

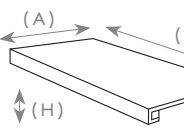
*PIEZAS CON FORMATO 15x60 SOLO DISPONIBLE RODAPÍE ROMO.
*PIECES WITH FORMAT 15x60 ONLY AVAILABLE RODAPÍE ROMO.

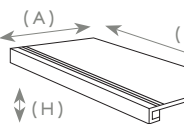
PIEZAS ESPECIALES DISPONIBLES PARA TODAS NUESTRAS SERIES DE PORCELÁNICO TÉCNICO O DE MASA COLOREADA.
PARA NUESTRAS SERIES DE PORCELÁNICO ESMALTADO, CONSULTAR DISPONIBILIDAD.

SPECIAL PIECES AVAILABLE FOR ALL OUR TECHNICAL OR COLOURED BODY PORCELAIN COLLECTIONS.
CHECK AVAILABILITY FOR OUR GLAZED PORCELAIN COLLECTIONS.

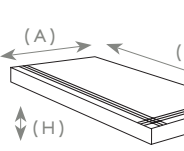
TAU


PRODUCTO - FORMATO PRODUCT - FORMAT	75x75 37,5x75	60x60 30x60	90x90 45x90 45x45	20x120	60x120	75x150 25x150	90x180 30x180 22,5x180
--	------------------	----------------	-------------------------	--------	--------	------------------	------------------------------

GRADONE GRADONE		30x75 P40 (A) 30 cm (B) 75 cm (H) 3 cm	30x60 P33 (A) 30 cm (B) 60 cm (H) 3 cm	30x90 P44 (A) 30 cm (B) 90 cm (H) 3 cm	20x120 P46 (A) 20 cm (B) 120 cm (H) 3 cm	30x120 P46 (A) 30 cm (B) 120 cm (H) 3 cm	30x150 P48 (A) 30 cm (B) 150 cm (H) 3 cm	30x180 P49 (A) 30 cm (B) 180 cm (H) 3 cm
--------------------	---	---	---	---	---	---	---	---

GRADONE RANURADO GROOVED GRADONE		30x75 P40 (A) 30 cm (B) 75 cm (H) 3 cm	30x60 P33 (A) 30 cm (B) 60 cm (H) 3 cm	30x90 P44 (A) 30 cm (B) 90 cm (H) 3 cm	20x120 P46 (A) 20 cm (B) 120 cm (H) 3 cm	30x120 P46 (A) 30 cm (B) 120 cm (H) 3 cm	30x150 P48 (A) 30 cm (B) 150 cm (H) 3 cm	30x180 P49 (A) 30 cm (B) 180 cm (H) 3 cm
---	---	---	---	---	---	---	---	---

GRADONE ÁNGULO ANGLE GRADONE		30x75 P45 (A) 30 cm (B) 75 cm (H) 3 cm	30x60 P43 (A) 30 cm (B) 60 cm (H) 3 cm	30x90 P47 (A) 30 cm (B) 90 cm (H) 3 cm	20x120 P48 (A) 20 cm (B) 120 cm (H) 3 cm	30x120 P48 (A) 30 cm (B) 120 cm (H) 3 cm	30x150 P49 (A) 30 cm (B) 150 cm (H) 3 cm	30x180 P49 (A) 30 cm (B) 180 cm (H) 3 cm
---------------------------------------	--	---	---	---	---	---	---	---

GRADONE ÁNGULO RANURADO GROOVED ANGLE GRADONE		30x75 P45 (A) 30 cm (B) 75 cm (H) 3 cm	30x60 P43 (A) 30 cm (B) 60 cm (H) 3 cm	30x90 P47 (A) 30 cm (B) 90 cm (H) 3 cm	20x120 P48 (A) 20 cm (B) 120 cm (H) 3 cm	30x120 P48 (A) 30 cm (B) 120 cm (H) 3 cm	30x150 P49 (A) 30 cm (B) 150 cm (H) 3 cm	30x180 P49 (A) 30 cm (B) 180 cm (H) 3 cm
--	---	---	---	---	---	---	---	---



Tipo de caja Box type	Formato Format	Espesor Thickness (mm)	Piezas / caja Pieces / box	m²/caja Sq.mt. / box	Cajas/palet Boxes / pallet	m²/palet Sq.mt. / pallet	Kg/caja Kg / box	Kg/palet Kg/ pallet
Caja convencional Standard box	○ 15x60	9,5	11	1	60	60,00	20,55	1253
	○ 30,3x61,3	9	7	1,30	40	52,00	26,00	1060
	□ 30x60 CORTEN	9	7	1,26	40	50,40	24,10	984
	□ 30x60	9,5	6	1,08	48	51,84	24,00	1172
	○ 60x60	10,3	4	1,48	30	44,40	30,00	920
	□ 60x60	10,3	4	1,44	30	43,20	30,00	920
	○ 45x45	9,5	6	1,22	52	63,44	25,20	1330,40
	□ 45x90	11	3	1,21	44	53,24	28,70	1282,80
	□ 37,5x75	11	6	1,69	32	54,08	41,00	1332
	□ 75x75	11	3	1,69	30	50,70	41,20	1256
	□ 20x120	11,5	6	1,44	44	46,08	36	1172
	□ 60x120	11,5	2	1,44	32	63,36	32	1060
	□ 90x90	11,5	2	1,62	27	46,08	32,5	1154
	□ 120x120	11,5	1	1,44	36	51,84	38,40	1422,40
	□ 75x150	10,5	1	1,13	40	45,2	28	1184
	□ 22,5x180	12	3	1,21	40	48,40	34	1420
	□ 30x180	12	3	1,62	30	48,60	45	1410
□ 90x180	12	1	1,62	24	38,88	45,50	1190	

Tipo de caja Box type	Formato Format	Espesor Thickness (mm)	Piezas / caja Pieces / box	m²/caja Sq.mt. / box	Cajas/palet Boxes / pallet	m²/palet Sq.mt. / pallet	Kg/caja Kg / box	Kg/palet Kg/ pallet
Caja convencional Standard box	○ 61x61	20	2	0,74	30	22,2	33	1010
	□ 75,5x75,5	20	1	0,57	45	25,65	27,40	1238,50
	□ 30x120,5	20	2	0,72	30	21,6	32,8	1004

Tipo de caja Box type	Formato Format	Espesor Thic- kness (mm)	Altura cajón Box height (cm)	Peso neto cajón Net Weight box (Kg)	Nº máx. altu- ras apilables No. max. stackable heights	Piezas / cajón Pieces / box	m²/cajón Sq.mt. / box	Kg/cajón Kg/ box
Cajón Horizontal Horizontal Box (325x117 cm)	100x300	3+	26	65	6	20	60	545

Tipo de caja Box type	Formato Format	Espesor Thic- kness (mm)	Altura cajón Box height (cm)	Peso neto cajón Net Weight box (Kg)	Nº máx. altu- ras apilables No. max. stackable heights	Piezas / cajón Pieces / box	m²/cajón Sq.mt. / box	Kg/cajón Kg/ box
Cajón Horizontal Horizontal Box (264x136 cm)	120x240	6	40	100	5	20	57,6	1019

Nº cajas 20' - 10 / 12 (in high cube containers) Nº cajas 40' - 20 / 24 (in high cube containers)

Peldaños de tratamiento C2/C3 sobre el acabado natural supondrán un incremento de precio.
Consulte condiciones. Este tratamiento puede producir cambio de color en las tonalidades oscuras.
Steps with C2/C3 antislip rating for Nat finish will suppose a price increase.
Check conditions. This process may generate shade variation in dark colours.

Tipo de caja Box type	Formato Format	Espesor Thickness (mm)	Piezas / caja Pieces / box	m²/caja Sq.mt. / box	Cajas/palet Boxes / pallet	m²/palet Sq.mt. / pallet	Kg/caja Kg / box	Kg/palet Kg/ pallet
Caja convencional Standard box	□ 22,3x22,3	10	20	1,00	45,00	45,00	22,50	1032,50
	○ 25,8x29	10	18	1,00	48,00	48,00	22,50	1100,0
	○ 8,5x35	10	28	0,83	80,00	66,40	16,00	1300,0

Formato Format	Piezas / caja Pieces / box	Kg/caja Kg / box	Formato Format	Piezas / caja Pieces / box	Kg/caja Kg / box
8x100	13	20,8	9x45	22	19,36
9x120	10	28	9x60	18	22,14
9x90	11	21	9x60 (61,3)	22	24,6
9x45 (90)	9	81	9x75	10	17

Nombre Name	Formato Format	Piezas / caja Pieces / box	Kg/caja Kg / box	Nombre Name	Formato Format	Piezas / caja Pieces / box	Kg/caja Kg / box
3D	29,5x34	7	14	FOREVER MOSAICO	30x30	11	19,80
HELIX	29x29	11	17,9	BLUESTONE MOSAICO	30x30	11	19,80
DUO	28x28	11	20	TOTEM MOSAICO	30x30	11	19,80
MARMI	20x40	7	14	KEMBERG MOSAICO	30x30	11	19,80
LEGNO	22x22	8	11	VALENTA MIX MOSAICO	30x30	11	19,80
R+Q	30x30	11	17	ORISTAN MOSAICO	30x30	11	19,80
TRIS	30x30	7	15,4	STONE	32,7x30,3	7	15
DAM	25,4x25,4	10	9,85	CERVINO	30x30	6	10
TC	30x30	11	17	MONVISO	35x28	6	10,1
YSE	30x30	11	17	MILETTO	60x120	2	42
SQR	28x28	11	20	GORZANO	60x120	2	42
SQR 3mm+	28x28	10	18,5	STECHE	39,83x90	6	14,25
AUREA 3mm+	29,5x26,5	25	12,6	TRI	23,2x20,1	10	4,67
SQR 6mm+	28x28	10	37	VERNAZZA	31,2x31	11	12,50
AUREA 6mm+	29,5x26,5	10	37,5	LINEARE	30,48x30,48	6	11,7
7x7	30x30	11	17	SCANNO	20x25	8	6,14
MOSAICO ERVO	28x28	10	19,30	TANG	23,5x23,5	6	9
MOSAICO DIDIER	28x28	10	19,30	CHEVRON	9,8x48,5	10	8,64
CORTEN MOSAICO	30x30	11	19,80				

TECHNICAL SPECIFICATIONS

ESPECIFICACIONES TÉCNICAS

PORCELÁNICO ESMALTADO GLAZED PORCELAIN

GRUPO BIa (GL) Absorción de agua < 0,5% GROUP BIa (GL) Water absorption < 0,5%	NORMAS DE ENSAYO STANDARD	VALORES PRESCRITOS NORMA EN 14411 VALUE REQUIRED BY EN 14411 STANDARD	VALOR MEDIO AVERAGE VALUE
Características dimensionales Dimensional features / Caractéristiques dimensionnelles	ISO 10545-2		Cumple la norma Conforms to standard
Absorción de agua Water absorption	ISO 10545-3	< 0,5%	0,1%
Resistencia a la flexión Modulus of rupture	ISO 10545-4	> 35 N / mm ²	45 - 60 N / mm ²
Resistencia a la flexión Fuerza de rotura Breaking strength		> 1300 N	1800 - 2500 N
Resistencia a la abrasión superficial Resistance to surface abrasion	ISO 10545-7	Clase indicada por el fabricante Abrasion class indicated by the manufacturer	Según Modelos According to models
Dilatación térmica lineal Linear thermal expansion	ISO 10545-8	Método de ensayo disponible Test method available	<7,0 x 10 ⁻⁶ °C ⁻¹
Resistencia al choque térmico Thermal shock resistance	ISO 10545-9	Método de ensayo disponible Test method available	Resiste Resists
Resistencia al cuarteo Crazing resistance	ISO 10545-11	Exigida Required	Resiste Resists
Resistencia a la helada / Frost resistance	ISO 10545-12	Método de ensayo disponible Test method available	Resiste Resists
Resistencia química Chemical resistance	ISO 10545-13	Ácidos y bases Acids and bases	Cumple la norma Conforms to standard Clase UA Class UA
		Productos de limpieza y reactivos de piscinas Cleaning products and pool reactive agents	
Resistencia a las manchas Resistance to stains	ISO 10545-14	Mínimo clase 3 Minimum class 3	Cumple la norma Conforms to standard

PORCELÁNICO MASA COLOREADA COLOURED BODY PORCELAIN

GRUPO BIa (UGL) Absorción de agua < 0,5% GROUP BIa (UGL) Water absorption < 0,5%	NORMAS DE ENSAYO STANDARD	VALORES PRESCRITOS NORMA EN 14411 VALUE REQUIRED BY EN 14411 STANDARD	VALOR MEDIO AVERAGE VALUE
Características dimensionales Dimensional features / Caractéristiques dimensionnelles	ISO 10545-2		Cumple la norma Conforms to standard
Absorción de agua Water absorption	ISO 10545-3	< 0,5%	0,1%
Resistencia a la flexión Modulus of rupture	ISO 10545-4	> 35 N / mm ²	45 - 60 N / mm ²
Resistencia a la flexión Fuerza de rotura Breaking strength		> 130 N	1800 - 2500 N
Resistencia a la abrasión profunda (mm ³) Resistance to deep abrasion	ISO 10545-6	Máx. 175 mm ³	110 - 130 mm ³
Dilatación térmica lineal Linear thermal expansion	ISO 10545-8	Método de ensayo disponible Test method available	<7,0 x 10 ⁻⁶ °C ⁻¹
Resistencia al choque térmico Thermal shock resistance	ISO 10545-9	Método de ensayo disponible Test method available	Resiste Resists
Resistencia a la helada / Frost resistance	ISO 10545-12	Método de ensayo disponible Test method available	Resiste Resists
Resistencia química Chemical resistance	ISO 10545-13	Ácidos y bases Acids and bases	Cumple la norma Conforms to standard Clase UA Class UA
		Productos de limpieza y reactivos de piscinas Cleaning products and pool reactive agents	
Resistencia a las manchas Resistance to stains	ISO 10545-14	Mínimo clase 3 Minimum class 3	Cumple la norma Conforms to standard
Resistencia al deslizamiento Slip Resistance	DIN 51130 UNE-ENV 12633 ASTM C 1028		Según Modelos According to models Selon modèles

TAU

cerámica

Estimado cliente: le recomendamos que entregue una copia de esta información a los particulares a los que suministre material de la marca TAU Cerámica. Este pequeño esfuerzo se verá recompensado al evitarse posibles reclamaciones de sus clientes. Muchas gracias por su colaboración.

Dear customer, we recommend you give a copy of this information to the people you supply with tau cerámica materials. This will help avoid complaints from your customers. Many thanks for your cooperation.

ALMACENAMIENTO

1 Para garantizar las características de su acabado, el producto suministrado debe mantenerse en su embalaje original hasta el momento de la colocación.

2 Es conveniente evitar el contacto directo con sol y lluvia. Un embalaje deteriorado puede ocasionar algunos desperfectos en las piezas, como roturas, despuntados o manchas difíciles de eliminar.

3 Si el producto va a permanecer almacenado durante un largo período es conveniente hacerlo bajo cubierta.

WAREHOUSING

1 In order to guarantee the characteristics of the finish the product must be kept in its original packaging until the time of fixing.

2 Deterioration in packaging may result in imperfections in the product such as cracking, pitting and staining.

3 If the product is likely to be stored for a long period of time it should be suitably covered.

RECOMENDACIONES DE COLOCACIÓN

1. Aconsejamos la colocación de nuestro material cerámico por parte de personal cualificado, con experiencia demostrada y con posesión de las herramientas y útiles necesarios y adecuados para la colocación.

2. El soporte a revestir debe reunir condiciones adecuadas de rigidez, planeidad, limpieza e impermeabilidad y ser compatible químicamente con el material de agarre a utilizar.

3. En caso de reposición sobre material cerámico preexistente, es conveniente prever elementos que garanticen la adherencia del nuevo recubrimiento.

4. Deberán respetarse en todo caso las juntas estructurales previstas y plantear cuantas juntas de dilatación y perimetrales resulten necesarias y, en cualquier caso, las que resulten exigibles desde el punto de vista normativo.

5. Deberá utilizarse un material de agarre adecuado al tipo de cerámica a colocar. En el caso de Porcelánico, deberá emplearse un material de agarre adecuado a la baja porosidad de este producto. En cualquier caso, se utilizarán materiales de agarre y rejuntado con adecuada elasticidad y altas prestaciones técnicas, mecánicas y químicas.

RECOMMENDATIONS FOR LAYING

1. We recommend that our ceramic tiles should only be laid by qualified professionals with proven experience and in possession of the appropriate tools and equipment for the task.

2. The surface to be tiled must be rigid, flat, clean and impermeable; it should also be chemically compatible with the adhesive material, mortar etc., to be used to lay the tiles.

3. If the new tiles are going to be laid on existing ceramic tiles, elements should be incorporated to ensure that the new covering bonds properly.

4. In every case, all planned structural joints must be taken into account. Include as many expansion and perimeter joints as necessary; in any event, such joints required by current norms and standards must be incorporated.

5. The type of adhesive used must be suitable for the type of ceramic tile to be laid. The low porosity of porcelain tile requires that the adhesive used must be suitable for this type of material. In all cases the adhesives and grouts used must be sufficiently elastic, and have high quality technical, mechanical and chemical specifications.

RECOMENDACIONES DE TRABADO

1. TAU recomienda no trabar a mitad de pieza los siguientes formatos: 30x60, 37,5x75, 30x120, 60x120 y 20x120.

2. En general, desaconsejamos la colocación trabada con un desplazamiento superior a 15 cm. En cualquier caso, el desplazamiento no debe ser superior al 25% de la longitud de la pieza.

RECOMMENDATIONS FOR LAYING PATTERNS

1. TAU recommends not laying half-piece brick bond patterns with the following formats: 30x60, 37,5x75, 30x120, 60x120 y 20x120.

2. In general, we do not recommend brick bond patterns with overlaps of more than 15 cm. In all cases, the overlap should be no more than 25% of the length of the piece.

RECOMENDACIONES DE LIMPIEZA.

1. Una vez concluida la tarea de rejuntado y tras la limpieza de éste, es importante respetar el tiempo de puesta en servicio del recubrimiento, es decir, no limpiar inmediatamente sino dejar secar la obra. Para la limpieza de puesta a punto del suelo cerámico aconsejamos esperar unos 5 días.

2. Se debe proteger el recubrimiento frente al agua y humedad en las primeras fases de maduración y endurecimiento de los materiales de agarre y rejuntado. Especialmente en exteriores y con riesgo de helada.

3. También es conveniente tomar medidas para evitar posibles agresiones mecánicas o químicas producidas por los trabajos posteriores de otros oficios o instalaciones con el fin de proteger la superficie de daños puntuales; por ello se recomienda cubrir el pavimento con cartón grueso o similar.

4. Para la limpieza final del recubrimiento se aconseja utilizar productos compatibles con la resistencia química de las piezas, así como evitar el uso de detergentes sólidos con partículas abrasivas o soluciones que contengan ácido fluorhídrico, pues este ácido ataca el esmalte y produce daños irreparables en la cerámica.

5. La cerámica proporciona un recubrimiento completamente funcional una vez superado el tiempo de maduración de los materiales y requiere muy poco mantenimiento, tan sólo la limpieza cotidiana con agua limpia a la que puede añadirse un detergente de base alcalina. No utilizar ni espátulas metálicas ni estropajos abrasivos para la limpieza del recubrimiento.

RECOMMENDATIONS

RECOMENDACIONES

Consulte nuestros tutoriales en
See our tutorials at

www.tauceramica.com

6. En caso de producirse manchas que no puedan ser totalmente eliminadas con un detergente convencional y que requieran la utilización de disolventes o limpiadores específicos, se recomienda consultar previamente la clase de resistencia química de la pieza.

7. Se aconseja no utilizar ceras, aceites o productos similares.

RECOMMENDATIONS FOR CLEANING

1. Once the tiles have been grouted and any excess grout cleaned off, it is important to wait the stipulated time before using the tiled surface; in other words, any cleaning should wait until the tiled surface is completely dry. We recommend waiting 5 days before cleaning in readiness for full use.

2. The newly tiled surface must be protected from water and damp while the adhesive and grouting materials are maturing and hardening. This is particularly important in outside spaces and areas where there is a risk of freezing.

3. Measures should also be taken to protect the newly tiled surface against mechanical or chemical damage resulting from subsequent work by other professionals or later installations. Damage can be prevented by covering the floor tiles with thick cardboard or similar material.

4. For the final cleaning of the tiled surface, the products used should be compatible with the chemical resistance of the tiles. Avoid solid detergents with abrasive particles and solutions containing hydrofluoric acid, which attacks the glaze and causes irreversible damage to the ceramic tile.

5. Ceramic products provide a completely functional, low-maintenance surface once the period has passed during which the adhesives used to lay the tiles have matured or hardened. Daily wiping over with clean water and a little alkaline-based detergent is sufficient. Do not use metal scrapers or abrasive scrubbers to clean the tiles.

6. In the case of stains that cannot be removed completely with regular detergents and that require specific solvents or cleaning products, the tile's chemical resistance properties should be consulted beforehand.

7. The use of waxes, oils or similar products is not recommended.

RECOMENDACIONES PARA LA LIMPIEZA DE DECORADOS Y PIEZAS ESPECIALES.

1. Debido a las características de los metales utilizados en la confección de estos productos, es suficiente utilizar una bayeta húmeda y jabón líquido neutro. Si la pieza llevara protección, no quitarla hasta que el producto esté colocado y limpio.

1. Due to the characteristics of the metals used in the production of these pieces, only a damp cloth and neutral liquid soap are required to clean them. Any protective material should be left on the piece until it is fitted and clean.

TAU

cerámica

TAU aplica una política de continuo desarrollo de sus productos y se reserva el derecho a realizar cambios en los productos, colores, especificaciones técnicas, packings y códigos sin previo aviso.

TAU ha realizado un esfuerzo considerable para que toda la información sea adecuada en el momento de la publicación del catálogo. A causa de las limitaciones del proceso de impresión los colores reproducidos pueden sufrir ligeras variaciones con respecto al producto original. TAU informa que este catálogo tiene validez a nivel informativo y por tanto no se hace responsable de los posibles errores de impresión; reservándose el derecho de realizar modificaciones sin necesidad de preaviso.

TAU operates a policy of continuous development and reserves the right to make changes to its products, colours, engineering specifications, packaging and codes without prior notice.

TAU has taken every effort to ensure that the information contained in the catalogue is correct at the time of publication. Due to the limitations of the printing process, the colours reproduced may vary slightly from the original product.

TAU advises that this catalogue is only valid for information purposes and therefore does not accept responsibility for any possible printing errors.

Carrer del Toll, 18 - Onda
12200 Castellón - ESPAÑA
+34 964 56 54 84
tau@tauceramica.com

www.tauceramica.com

EDICIÓN Enero 2020