GENERAL NOTES:

1. PROVIDE 2-GANG BACKBOX WITH BLANK COVER AT ALL SPEAKERS AND MICROPHONES WITH 3/4" CONDUIT TO AV RACK. COORDINATE FINAL LOCATIONS AND ROUGH-INS WITH OWNER'S AV VENDOR.

DRAWING NOTES:

1. PROVIDE 1" CONDUIT WITH WIRING REQUIRED TO CONDENSING UNIT.
2. PROVIDE UNISTRUT RACK WITH FLOOR AND CEILING SUPPORTS FOR MOUNTING ELECTRICAL EQUIPMENT.
3. PROVIDE 4" HOUSEKEEPING PAD FOR TRANSFORMER.
4. PROVIDE 2-GANG BACKBOX WITH 3/4" CONDUIT TO AV RACK FOR TOUCHSCREEN AUDIO CONTROL BY OWNER. COORDINATE FINAL LOCATION AND ROUGH-INS WITH OWNER'S AV VENDOR.
5. PROVIDE 1-GANG BACKBOX WITH 3/4" CONDUIT TO AV RACK FOR BLUETOOTH RECEIVER BY OWNER. COORDINATE FINAL LOCATION AND ROUGH-INS WITH OWNER'S AV VENDOR.
6. BOILER CIRC PUMP POWER AND CONTROL FROM BOILER. PROVIDE 3/4" CONDUIT WITH WIRING REQUIRED TO BOILER.

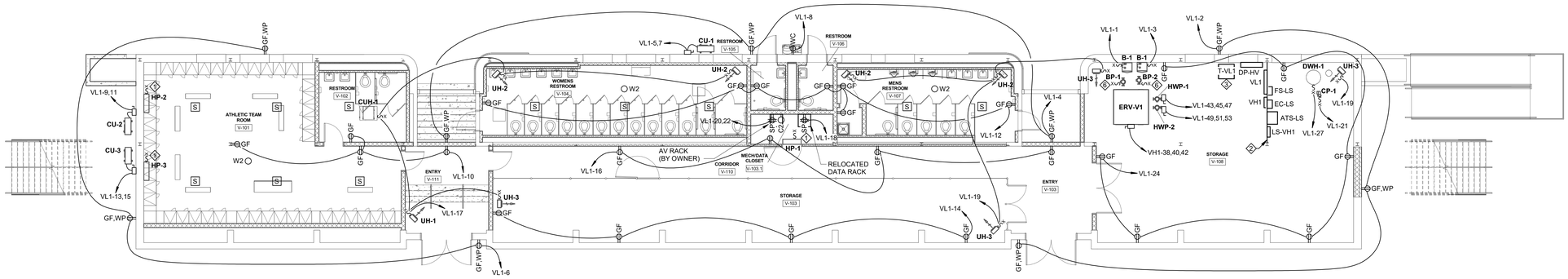

1 VISITOR FIRST FLOOR PLAN - POWER
1/8" = 1'-0"

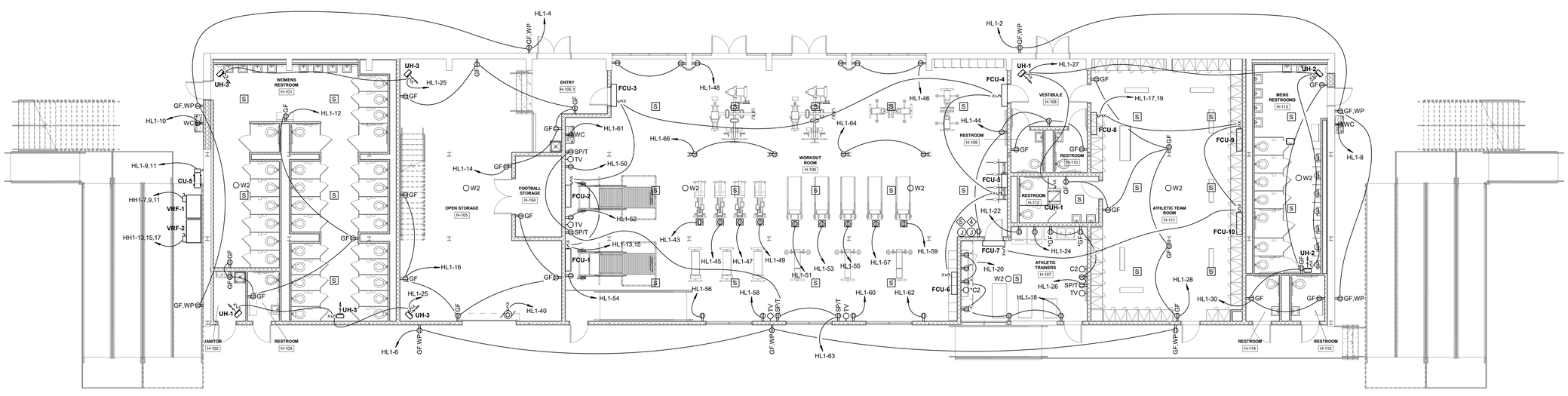

2 HOME FIRST FLOOR PLAN - POWER
1/8" = 1'-0"

MAROTTA/MAIN ARCHITECTS
WWW.MAROTTAMAIN.COM

School District of Lancaster
Together We Can!

CONSULTANT:
MOORE ENGINEERING COMPANY
3637 Columbia Avenue, Lancaster PA 17603
P: 717.285.3141, MooreEngineering.com

RENOVATIONS
J.P. MCCASKEY STADIUM PROJECTS
SCHOOL DISTRICT OF LANCASTER
445 N RESERVOIR ST, LANCASTER, PA 17602

ISSUE DATES

DATE:	DESCRIPTION:
01/08/2025	BID DOCUMENTS

PROJ # : 24-SDL-03 DRAWN BY : A. NOLT

SHEET TITLE:

FIRST FLOOR PLANS - POWER

SHEET NUMBER:

E4.1

BID DOCUMENTS

1/3/2025 5:07:24 PM

DRAWING NOTES:

1. PROVIDE 1" CONDUIT WITH WIRING REQUIRED TO CONDENSING UNIT.
2. PROVIDE 4" HOUSEKEEPING PAD FOR TRANSFORMER.
3. BOILER CIRC PUMP POWER AND CONTROL FROM BOILER. PROVIDE 3/4" CONDUIT WITH WIRING REQUIRED TO BOILER.

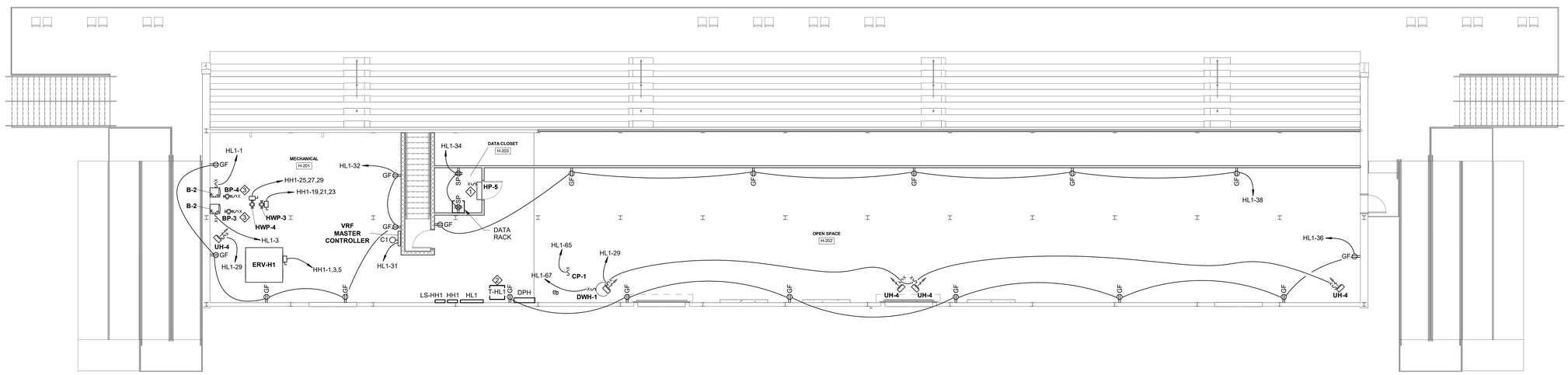

1 HOME SECOND FLOOR PLAN - POWER
1/8" = 1'-0"

MAROTTA/MAIN ARCHITECTS
WWW.MAROTTAMAIN.COM

SEAL:

School District of Lancaster
Together We Can!

CONSULTANT:

MOORE ENGINEERING COMPANY
3637 Columbia Avenue, Lancaster PA 17603
P: 717.285.3141, MooreEngineering.com

RENOVATIONS
J.P. MCCASKEY STADIUM
PROJECTS
SCHOOL DISTRICT OF LANCASTER
445 N RESERVOIR ST, LANCASTER, PA 17602

ISSUE DATES

DATE:	DESCRIPTION:
01/08/2025	BID DOCUMENTS

PROJ # : 24-SDL-03 DRAWN BY : A. NOLT

SHEET TITLE:

SECOND FLOOR PLAN - POWER

SHEET NUMBER:

E4.2

BID DOCUMENTS

1/3/2025 5:07:31 PM

GENERAL NOTES:

1. PROVIDE 2-GANG BACKBOX WITH BLANK COVER AT ALL SPEAKERS AND MICROPHONES WITH 3/4" CONDUIT TO AV RACK. COORDINATE FINAL LOCATIONS AND ROUGH-INS WITH OWNER'S AV VENDOR.

DRAWING NOTES:

1. PROVIDE PLUGMOLD MOUNTED ABOVE COUNTERTOP.
2. MOUNT TO RAILING POST 6" AFF.
3. STADIUM SOUND SYSTEM AUDIO OUTPUT TO HUDL CAMERA. PROVIDE 1-GANG BACKBOX AND 3/4" CONDUIT WITH WIRING REQUIRED TO AV RACK.
4. COORDINATE FINAL DEVICE LOCATIONS AND ROUGH-INS WITH HUDL CAMERA PROVIDED BY OWNER.
5. PROVIDE 1" CONDUIT WITH WIRING REQUIRED TO CONDENSING UNIT.
6. PROVIDE 2-GANG BACKBOX WITH 3/4" CONDUIT TO AV RACK FOR SOUND SYSTEM OUTLETS BY OWNER. COORDINATE FINAL LOCATIONS AND ROUGH-INS WITH OWNER'S AV VENDOR.
7. PROVIDE 6" X 6" X 4" DEEP JUNCTION BOX MOUNTED AT CEILING WITH BLANK COVER AND 2" CONDUIT TO AV RACK FOR SOUND SYSTEM CABLING BY OWNER.

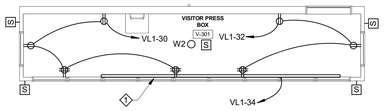

2 VISITOR PRESS BOX SECOND FLOOR - POWER
1/8" = 1'-0"

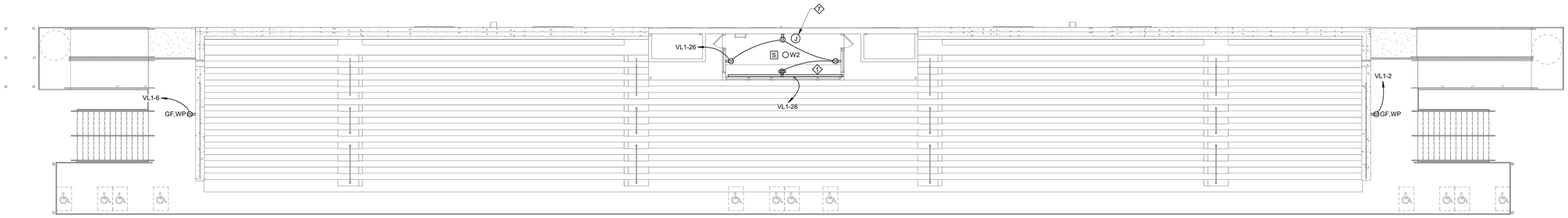

1 VISITOR BLEACHER PLAN - POWER
1/8" = 1'-0"

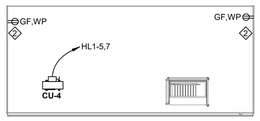

4 HOME PRESS BOX FILM DECK PLAN - POWER
1/8" = 1'-0"

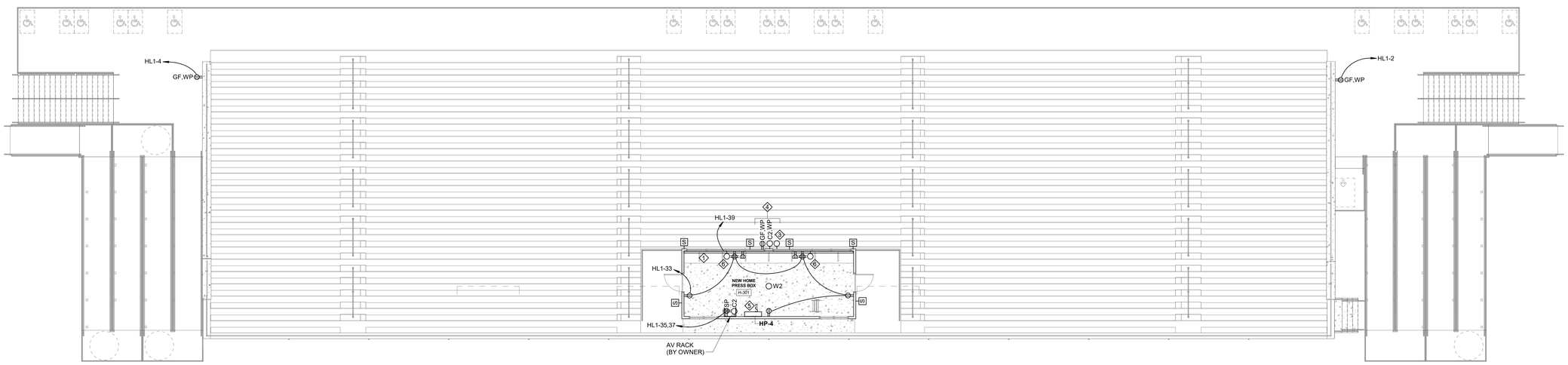

3 HOME BLEACHER PLAN - POWER
1/8" = 1'-0"

MAROTTA/MAIN ARCHITECTS
WWW.MAROTTAMAIN.COM

School District of Lancaster
Together We Can!

CONSULTANT:
MOORE ENGINEERING COMPANY
3637 Columbia Avenue, Lancaster PA 17603
P: 717.285.3141, MooreEngineering.com

RENOVATIONS
J.P. MCCASKEY STADIUM PROJECTS
SCHOOL DISTRICT OF LANCASTER
445 N RESERVOIR ST, LANCASTER, PA 17602

ISSUE DATES

DATE:	DESCRIPTION:
01/08/2025	BID DOCUMENTS

PROJ # : 24-SDL-03 DRAWN BY : A. NOLT

SHEET TITLE:
BLEACHER PLANS - POWER

SHEET NUMBER:
E4.3

BID DOCUMENTS

1/3/2025 5:07:38 PM

GENERAL NOTES:

1. PROVIDE RACEWAYS FOR ALL SYSTEM CABLING IN OPEN STRUCTURE CEILING SPACES.

DRAWING NOTES:

1. ACCESS CONTROL PANEL AND DOOR HARDWARE POWER SUPPLIES.
2. PROVIDE DOOR CONTACT TYPE FOR OVERHEAD DOOR USE.
3. FOR OVERHEAD DOOR OPERATION. COORDINATE WITH GC FOR ACCESS CONTROL INTEGRATION WITH OVERHEAD DOOR CONTROLLER.

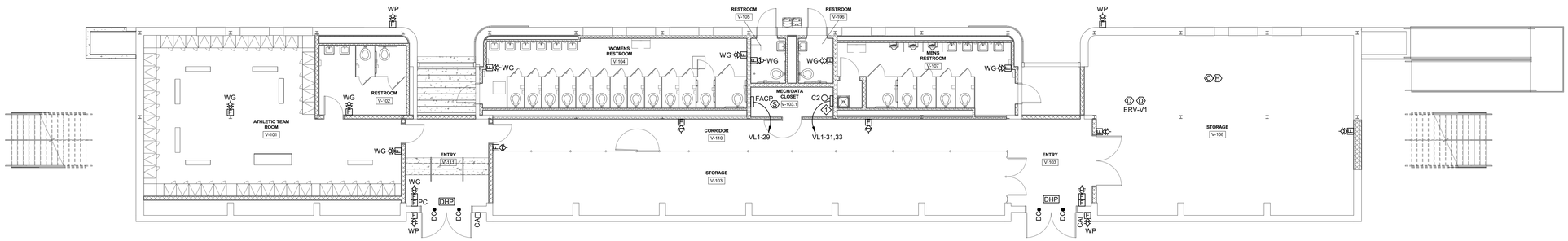

1 VISITOR FIRST FLOOR PLAN - SYSTEMS
1/8" = 1'-0"

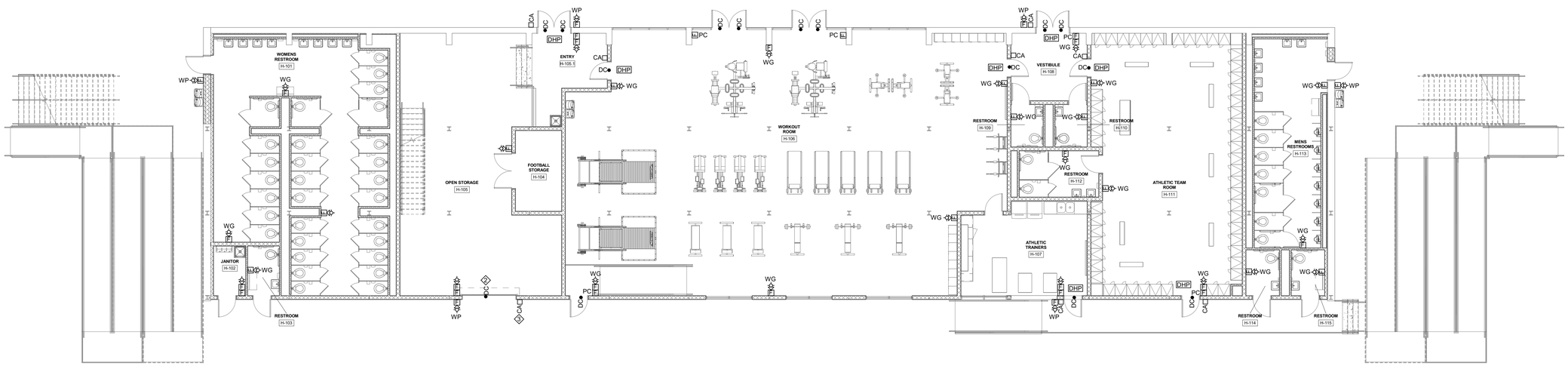

2 HOME FIRST FLOOR PLAN - SYSTEMS
1/8" = 1'-0"

MAROTTA/MAIN ARCHITECTS
WWW.MAROTTAMAIN.COM

SEAL:

School District of Lancaster
Together We Can!

CONSULTANT:

MOORE ENGINEERING COMPANY
3637 Columbia Avenue, Lancaster PA 17603
P: 717.285.3141, MooreEngineering.com

RENOVATIONS
J.P. MCCASKEY STADIUM PROJECTS
SCHOOL DISTRICT OF LANCASTER
445 N RESERVOIR ST, LANCASTER, PA 17602

ISSUE DATES

DATE:	DESCRIPTION:
01/08/2025	BID DOCUMENTS

PROJ # : 24-SDL-03 DRAWN BY : A. NOLT

SHEET TITLE:

FIRST FLOOR PLANS - SYSTEMS

SHEET NUMBER:

E5.1

BID DOCUMENTS

1/3/2025 5:07:46 PM

GENERAL NOTES:

1. PROVIDE RACEWAYS FOR ALL SYSTEM CABLING IN OPEN STRUCTURE CEILING SPACES.

DRAWING NOTES:

1. ACCESS CONTROL PANEL AND DOOR HARDWARE POWER SUPPLIES.

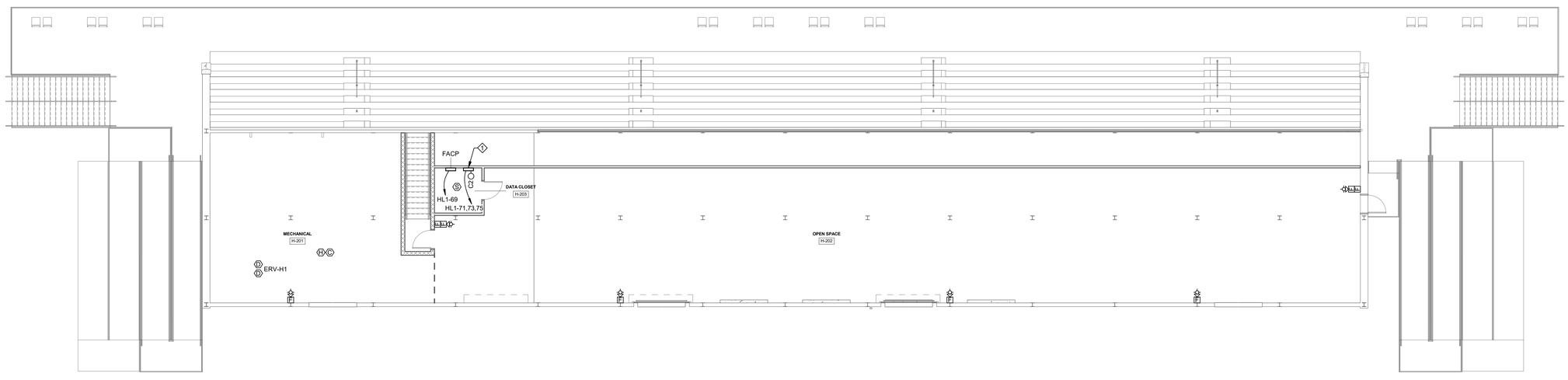

1 HOME SECOND FLOOR PLAN - SYSTEMS
1/8" = 1'-0"

MAROTTA/MAIN ARCHITECTS
WWW.MAROTTAMAIN.COM

SEAL:

School District of Lancaster
Together We Can!

CONSULTANT:

MOORE ENGINEERING COMPANY
3637 Columbia Avenue, Lancaster PA 17603
P: 717.285.3141, MooreEngineering.com

RENOVATIONS
J.P. MCCASKEY STADIUM
PROJECTS
SCHOOL DISTRICT OF LANCASTER
445 N RESERVOIR ST, LANCASTER, PA 17602

ISSUE DATES

DATE:	DESCRIPTION:
01/08/2025	BID DOCUMENTS

PROJ # : 24-SDL-03 DRAWN BY : A. NOLT

SHEET TITLE:

SECOND FLOOR PLAN - SYSTEMS

SHEET NUMBER:

E5.2

BID DOCUMENTS

1/3/2025 5:07:52 PM

GENERAL NOTES:

1. PROVIDE RACEWAYS FOR ALL SYSTEM CABLING IN OPEN STRUCTURE CEILING SPACES.

2 VISITOR PRESS BOX SECOND FLOOR PLAN - SYSTEMS
1/8" = 1'-0"

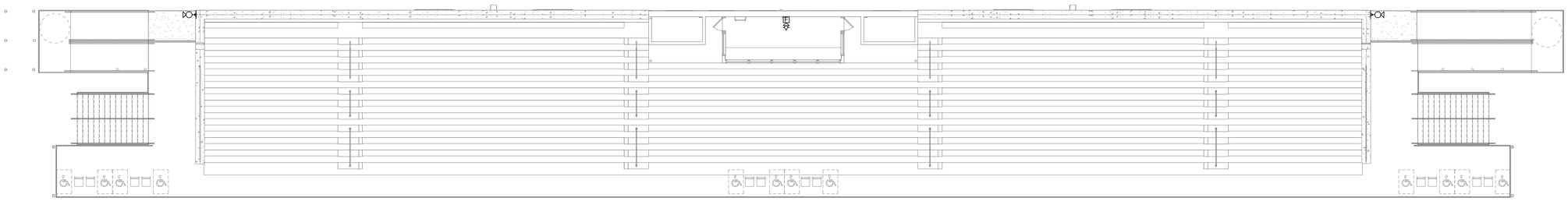

1 VISITOR BLEACHER PLAN - SYSTEMS
1/8" = 1'-0"

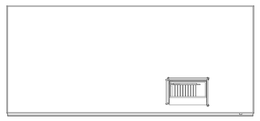

4 HOME PRESS BOX FILM DECK PLAN - SYSTEMS
1/8" = 1'-0"

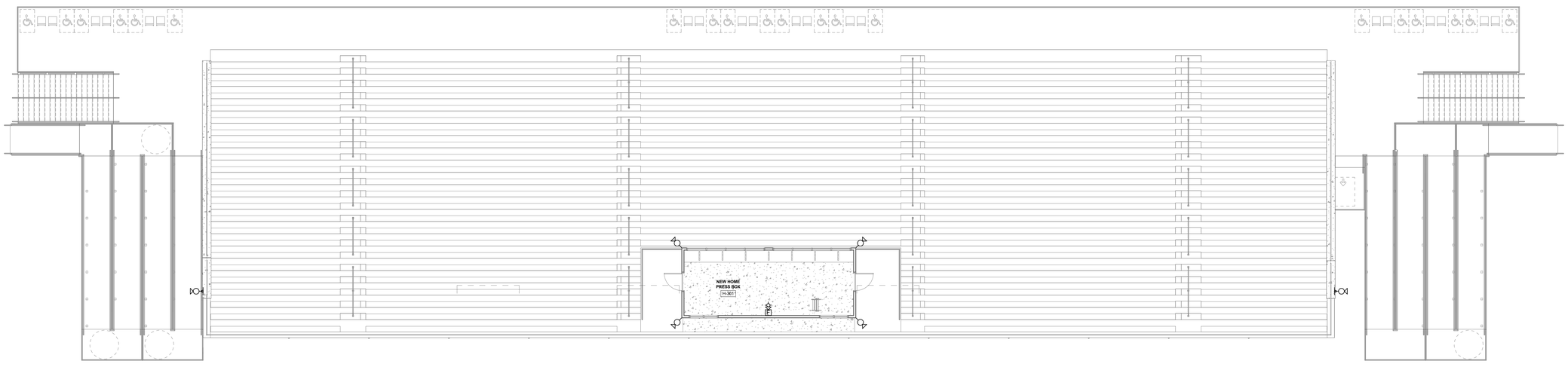

3 HOME BLEACHER PLAN - SYSTEMS
1/8" = 1'-0"

1/3/2025 5:07:59 PM

MAROTTA/MAIN ARCHITECTS
WWW.MAROTTAMAIN.COM

SEAL:

School District of Lancaster
Together We Can!

CONSULTANT:

MOORE ENGINEERING COMPANY
3637 Columbia Avenue, Lancaster PA 17603
P: 717.285.3141, MooreEngineering.com

RENOVATIONS
J.P. MCCASKEY STADIUM PROJECTS
SCHOOL DISTRICT OF LANCASTER
445 N RESERVOIR ST, LANCASTER, PA 17602

ISSUE DATES

DATE:	DESCRIPTION:
01/08/2025	BID DOCUMENTS

PROJ # : 24-SDL-03 DRAWN BY : A. NOLT

SHEET TITLE:

BLEACHER PLANS - SYSTEMS

SHEET NUMBER:

E5.3

BID DOCUMENTS

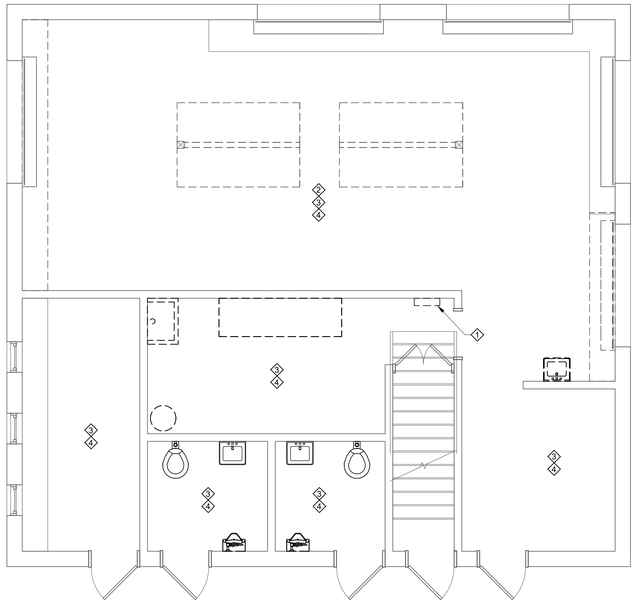

1 FIRST FLOOR PLAN - ELECTRICAL DEMOLITION
1/4" = 1'-0"

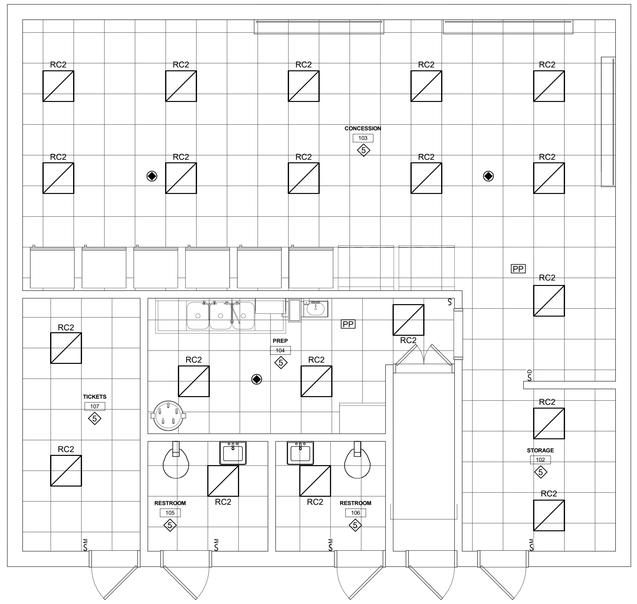

3 FIRST FLOOR PLAN - LIGHTING
1/4" = 1'-0"

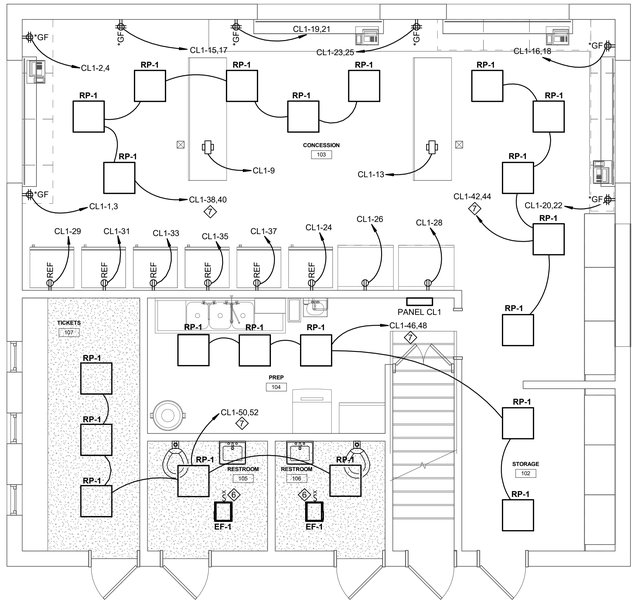

2 FIRST FLOOR PLAN - POWER
1/4" = 1'-0"

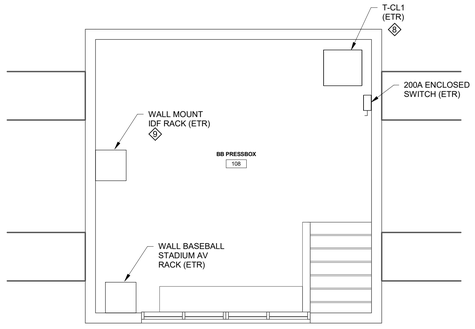

4 SECOND FLOOR PLAN - POWER
1/4" = 1'-0"

DRAWING NOTES:

1. REMOVE LOAD CENTER AND ASSOCIATED LINE SIDE FEEDER WIRING/RACEWAY. UNLESS OTHERWISE NOTED, EXISTING BRANCH CIRCUIT WIRING/RACEWAY SHALL REMAIN FOR RECONNECTION AS NOTED ON NEW WORK PLAN.
2. REMOVE ALL EXISTING RECEPTACLES AND ASSOCIATED WIRING/RACEWAY IN THIS ROOM.
3. REMOVE ALL NORMAL LIGHTING FIXTURES AND CONTROLS IN THIS ROOM. EXISTING BRANCH CIRCUIT WIRING SHALL REMAIN FOR RECONNECTION AS INDICATED ON NEW WORK PLANS. EXISTING EMERGENCY LIGHTING SHALL REMAIN.
4. TEMPORARILY REMOVE AND/OR SUPPORT ALL EXISTING TO REMAIN CEILING MOUNTED ELECTRICAL DEVICES AND ASSOCIATED WIRING/RACEWAY AS REQUIRED TO ACCOMMODATE CEILING DEMOLITION/INSTALLATION BY GC. REINSTALL AND RECONNECT DEVICES UPON INSTALLATION OF NEW CEILING.
5. REWORK/EXTEND EXISTING BRANCH CIRCUIT WIRING/RACEWAY AS REQUIRED AND CONNECT TO NEW LIGHTING AND LIGHTING CONTROLS. PROVIDE 0-10V DIMMING WIRING AND LOW VOLTAGE CONTROL WIRING WHERE REQUIRED FOR LIGHTING CONTROLS AS INDICATED.
6. CONNECT FAN TO EXISTING BRANCH CIRCUIT SERVING ROOM LIGHTING USING 2#12 + 1#12 GND IN 3/4" CONDUIT. CONTROL THROUGH ROOM LIGHTING SWITCH.
7. COORDINATE ALL WORK WITH MC TO ROUTE BRANCH CIRCUIT WIRING VIA LINE VOLTAGE MECHANICAL CONTROLS AS REQUIRED.
8. PROVIDE NEW TRANSFORMER SECONDARY WIRING/CONDUIT AS INDICATED ON E7.1.
9. PROVIDE NEW FIBER OPTIC CABLING TO IDF RACK AS INDICATED ON E7.2.

MAROTTA/MAIN ARCHITECTS
WWW.MAROTTAMAIN.COM

SEAL:

School District of Lancaster
Together We Can!

CONSULTANT:

MOORE ENGINEERING COMPANY
3637 Columbia Avenue, Lancaster PA 17603
P: 717.285.3141, MooreEngineering.com

RENOVATIONS
J.P. MCCASKEY STADIUM
PROJECTS
SCHOOL DISTRICT OF LANCASTER
445 N RESIVIOR ST., LANCASTER, PA 17602

ISSUE DATES

DATE:	DESCRIPTION:
01/08/2025	BID DOCUMENTS

PROJ # : 24-SDL-03 DRAWN BY : A. NOLT

SHEET TITLE:

CONCESSION STAND PLANS - ELECTRICAL

SHEET NUMBER:

E6.1

BID DOCUMENTS

13/2025 5:01:42 PM

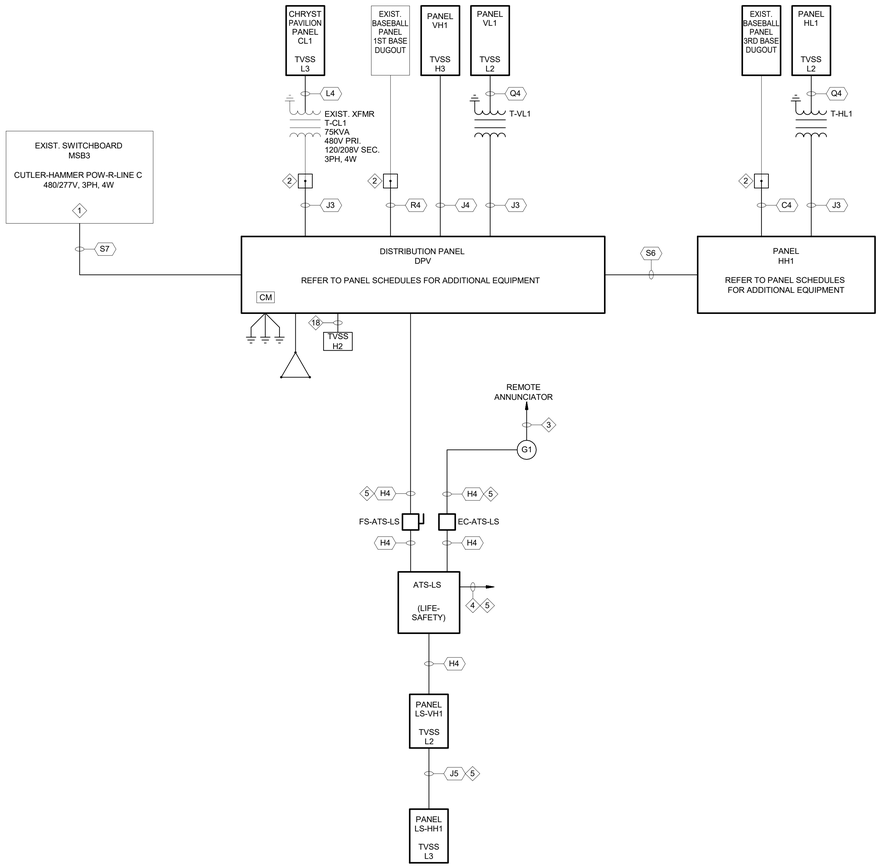

1 POWER RISER DIAGRAM
NO SCALE

BID ALTERNATES:

26A: PROVIDE ALUMINUM CONDUCTORS FOR FEEDERS SIZED 200 AMPS AND LARGER (EXCEPT FOR PLUMBING AND MECHANICAL EQUIPMENT FEEDERS WHICH SHALL BE COPPER). ALL FEEDER SIZES INDICATED ON THE E7.1 RISER DIAGRAM ARE FOR COPPER CONDUCTORS. CONTRACTOR SHALL BE RESPONSIBLE TO SELECT AND PROVIDE ALUMINUM CONDUCTOR AND CONDUIT SIZES/QUANTITIES TO MATCH AMPACITY OF RESPECTIVE COPPER FEEDER. CONTRACTOR SHALL BE RESPONSIBLE TO CONFIRM INSTALLATION CAN ACCOMMODATE INCREASED CONDUIT SIZES/QUANTITIES OF ALUMINUM FEEDERS.

GENERAL NOTES:

1. REFER TO SPECIFICATIONS FOR PANELBOARD SCHEDULES.
2. UNLESS OTHERWISE NOTED, ALL UNDERGROUND CONDUITS SHALL BE INSTALLED SIMILAR TO DETAILS ON E.8.1.

DRAWING NOTES:

1. PROVIDE 3P,600A CIRCUIT BREAKER MOUNTED IN EXISTING BUS SPACE. PROVIDE ALL MOUNTING HARDWARE AND LUG KITS REQUIRED FOR BREAKER AND FEEDER INSTALLATION.
2. SPLICE NEW FEEDER CABLES WITH EXISTING IN HANDHOLE. ALL PLICES SHALL BE WEATHERPROOF TYPE.
3. PROVIDE CONDUCTORS AND CABLES PER MANUFACTURER IN 1" CONDUIT.
4. PROVIDE ALL REQUIRED CONTROL/SIGNAL WIRING AND CONNECTIONS BETWEEN GENERATOR AND ATS IN A DEDICATED CONDUIT WITH NO OTHER WIRING.
5. PROVIDE CONCRETE ENCASEMENT SIMILAR TO DETAILS ON DRAWING E8.1.
6. PROVIDE PERMANENTLY FASTENED PAD LOCKABLE HASP ACCESSORY FOR EACH BREAKER.
7. PROVIDE MISSION CRITICAL ELECTRONIC BREAKER WITH 225A MINIMUM SENSOR FOR ATS-LS BREAKER THAT WILL COORDINATE WITH ALL DOWNSTREAM OVERCURRENT DEVICES
8. PROVIDE MISSION CRITICAL ELECTRONIC BREAKER WITH 225A MINIMUM SENSOR FOR EC-ATS-LS BREAKER THAT WILL COORDINATE WITH ALL UPSTREAM AND DOWNSTREAM OVERCURRENT DEVICES.

WIRE AND CONDUIT SCHEDULE

CIRC. MARK	QUAN. SETS	PHASE		NEUTRAL		GND. SIZE	CONDUIT	
		QUAN.	SIZE	QUAN.	SIZE		QUAN.	SIZE
A3	1	3	12	.	.	12	1	3/4"
A4	1	3	12	1	12	12	1	3/4"
B3	1	3	10	.	.	10	1	3/4"
B4	1	3	10	1	10	10	1	3/4"
C3	1	3	8	.	.	8	1	1"
C4	1	3	8	1	8	8	1	3/4"
C5	1	3	8	1	4	10	1	1"
D3	1	3	6	.	.	10	1	1"
D4	1	3	6	1	6	10	1	1"
D5	1	3	6	1	3	10	1	1"
E3	1	3	4	.	.	8	1	1-1/4"
E4	1	3	4	1	4	8	1	1-1/4"
E5	1	3	4	1	4	4	1	1-1/4"
F3	1	3	3	.	.	8	1	1-1/4"
F4	1	3	3	1	3	8	1	1-1/4"
F5	1	3	3	1	3	6	1	1-1/4"
G3	1	3	2	.	.	6	1	1 1/2"
G4	1	3	2	1	2	4	1	1-1/2"
G5	1	3	2	1	2/0	6	1	1-1/2"
H3	1	3	1	.	.	6	1	1-1/2"
H4	1	3	1	1	1	4	1	1-1/2"
H5	1	3	1	1	3/0	6	1	2"
J3	1	3	1/0	.	.	4	1	2"
J4	1	3	1/0	1	1/0	6	1	2"
J5	1	3	1/0	1	1/0	4	1	2"
K3	1	3	2/0	.	.	6	1	2"
K4	1	3	2/0	1	2/0	4	1	2"
K5	1	3	2/0	1	2/0	3	1	2"
L3	1	3	3/0	.	.	6	1	2"
L4	1	3	3/0	1	3/0	6	1	2"
L5	1	3	3/0	1	3/0	3	1	2-1/2"
L6	2	3	3/0	1	3/0	3	2	2-1/2"
M3	1	3	4/0	.	.	4	1	2-1/2"
M4	1	3	4/0	1	4/0	4	1	2-1/2"
M5	1	3	4/0	2	4/0	4	1	2-1/2"
M6	2	3	4/0	.	.	2	2	2-1/2"
N3	1	3	250	.	.	4	1	2-1/2"
N4	1	3	250	1	250	4	1	2-1/2"
N5	2	3	250	.	.	2	2	2-1/2"
N6	1	3	250	1	250	2	1	2-1/2"
P3	1	3	300	.	.	4	1	2-1/2"
P4	1	3	300	1	300	3	1	3"
P5	1	3	300	2	300	4	1	3"
Q3	1	3	350	.	.	4	1	3"
Q4	1	3	350	1	350	2	1	3"
Q5	2	3	350	.	.	1	2	3"
Q6	2	3	350	1	350	2/0	2	3"
Q7	2	3	350	1	350	1	2	3"
Q8	3	3	350	1	350	2/0	3	3"
R3	1	3	400	.	.	3	1	3"
R4	1	3	400	1	400	2	1	3"
R5	1	3	400	2	400	3	1	3-1/2"
R6	3	3	400	.	.	2/0	3	3-1/2"
R7	3	3	400	1	400	3/0	3	3-1/2"
S3	1	3	500	.	.	3	1	3"
S4	1	3	500	1	500	3	1	3-1/2"
S5	1	3	500	1	500	1	1	4"
S6	2	3	500	1	500	2/0	2	4"
S7	3	3	500	1	500	4/0	3	4"
T3	1	3	600	.	.	3	1	4"
T4	1	3	600	1	600	1/0	1	4"
T5	2	3	600	.	.	3/0	2	4"
T6	3	3	600	1	600	3/0	3	4"
T7	4	3	600	1	600	3/0	4	4"
T8	5	3	600	1	600	3/0	5	4"

SYMBOL SCHEDULE

SWITCHBOARD	SWITCHBOARD
PANEL	PANELBOARD. PROVIDE INTEGRAL EQUIPMENT WHEN INDICATED.
	SELF CONTAINED UTILITY METER BASE
UTILTY CT CABINET	UTILITY CT CABINET
	UTILITY POLE
	UTILITY METER. COORDINATE EXACT LOCATION WITH UTILITY COMPANY REQUIREMENTS
	TRANSFORMER
	MOTOR
TVSS	TRANSIENT VOLTAGE SURGE SUPPRESSOR VERIFY AND ADJUST BREAKER, WIRE & CONDUIT SIZES TO MATCH RECOMMENDATIONS BY TVSS MANUFACTURER.
	FUSED DISCONNECT SWITCH
	ENCLOSED CIRCUIT BREAKER
G	GENERATOR
_TS-X	ATS-X - AUTOMATIC TRANSFER SWITCH MTS-X - AUTOMATIC TRANSFER SWITCH
	PROVIDE A SEPARATE #3/0 GROUNDING CONDUCTOR TO EACH OF THE FOLLOWING: - FOUNDATION FOOTER REBAR - UTILITY SIDE OF WATER METER SERVICE - BUILDING STEEL
	GROUND CONNECTIONS PER NEC
	GROUNDING COUNTERPOISE SYSTEM PER SPECIFICATIONS
	WIRE/CONDUIT REFERENCE
FR	2-HOUR FIRE RATED CONDUCTORS WITH INCREASED CONDUIT SIZE AS REQUIRED TO MEET A LISTED 2-HOUR RATED INSTALLATION, NEC AND MANUFACTURERS REQUIREMENTS.
	EQUIPMENT/FEEDER/WIRING/ETC - TO BE REMOVED
	FEEDER CIRCUIT
GF	GROUND FAULT RELAY. PROVIDE TESTING AS REQUIRED BY THE AHJ.
CM	CUSTOMER METERING PER SPECIFICATIONS. PROVIDE CATEGORY 6 CABLE TO LOCAL MDF/IDF IN 3/4" CONDUIT.
	INTEGRAL CONTACTOR

TRANSFER SWITCH SCHEDULE

TYPE/NO.	SIZE AMPS	VOLTAGE SYSTEM	SWITCHED POLES	NEUTRAL	NEMA ENCLOSURE	NOTES
ATS-LS	100	277/480V	3	NON OVERLAP	NEMA 12	

ENCLOSED CIRCUIT BREAKER SCHEDULE

TYPE/NO.	VOLT CLASS	AMPS	RATING	POLES	NEUTRAL	AIC	TYPE	NEMA ENCLOSURE	NOTES
EC-ATS-LS	600	70	80%	3	SN	35KAIC	ELECTRONIC TRIP LSI	NEMA 1	6,8

FUSED DISCONNECT SCHEDULE

TYPE/NO.	VOLT CLASS	POLES	SIZE AMPS	SIZE FUSE	NEUTRAL	NEMA ENCLOSURE	FUSE CLASS	NOTES
FS-ATS-LS	600	3	100	70	SN	NEMA 1	CLASS J	

GENERATOR SCHEDULE

TYPE/NO.	NOMINAL KW	SYSTEM VOLTAGE	PHASE	WIRE	ALTERNATOR	ALTERNATOR KW	ALTERNATOR KVA	MAX MOTOR STARTING KVA WITH PMG AT 90% SUSTAINED VOLTAGE	ENGINE	ELECTRONIC TRIP LSI CIRCUIT BREAKERS	ENCLOSURE	FUEL TYPE	BASIS OF DESIGN MODEL NUMBER	NOTES
G1	50	277/480V	3	4	UCD2F	50	62.5	272	QSB5-G13	3P.70A - ATS-LS	OUTDOOR	DIESEL	CUMMINS C50D6C	6,7

MAROTTA/MAIN ARCHITECTS
WWW.MAROTTAMAIN.COM

SEAL:

School District of Lancaster
Together We Can!

CONSULTANT:

MOORE ENGINEERING COMPANY
3637 Columbia Avenue, Lancaster PA 17603
P: 717.285.3141, MooreEngineering.com

RENOVATIONS
J.P. MCCASKEY STADIUM
PROJECTS
SCHOOL DISTRICT OF LANCASTER
445 N RESERVOIR ST, LANCASTER, PA 17602

ISSUE DATES

DATE:	DESCRIPTION:
01/06/2025	BID DOCUMENTS

PROJ # : 24-SDL-03 DRAWN BY : A. MOLTZ

SHEET TITLE:

POWER RISER DIAGRAM

SHEET NUMBER:

E7.1

BID DOCUMENTS

1/3/2025 3:51:49 PM

CABLING SCHEDULE MAIN DISTRIBUTION FRAME JP MCCASKEY HS ROOM XXX	CABLING SCHEDULE INTERMEDIATE DISTRIBUTION FRAME VISITOR BLEACHER ROOM V103.1	CABLING SCHEDULE INTERMEDIATE DISTRIBUTION FRAME HOME BLEACHER ROOM H-203	CABLING SCHEDULE INTERMEDIATE DISTRIBUTION FRAME CONCESSIONS BUILDING PRESSBOX
RACK STYLE: EXISTING FLOOR MOUNTED RACK	RACK STYLE: EXISTING/RELOCATED WALL MOUNTED RACK	RACK STYLE: SEE SPECIFICATIONS PROVIDE ONE WALL MOUNTED RACK	RACK STYLE: EXISTING WALL MOUNTED RACK
OUTGOING FIBER PATCH: (3) 12 PORT LC CONNECTION FIBER OPTIC RACK MOUNT PATCH PANELS.	INCOMING FIBER PATCH: 12 PORT LC CONNECTION FIBER OPTIC RACK MOUNT PATCH PANEL.	INCOMING FIBER PATCH: 12 PORT LC CONNECTION FIBER OPTIC RACK MOUNT PATCH PANEL.	INCOMING FIBER PATCH: 12 PORT LC CONNECTION FIBER OPTIC RACK MOUNT PATCH PANEL.
OUTGOING FIBER BACKBONE: (3) 12 STRAND SINGLE MODE FIBER FROM MDF RACK TO IDF RACKS.	FIBER BACKBONE: 12 STRAND SINGLE MODE FIBER FROM MDF RACK.	FIBER BACKBONE: 12 STRAND SINGLE MODE FIBER FROM MDF RACK.	FIBER BACKBONE: 12 STRAND SINGLE MODE FIBER FROM MDF RACK.
	VOICE/DATA OUTLET PATCH: CATEGORY 6 RACK MOUNT PATCH PANELS WITH PORT QUANTITY REQUIRED + 20% SPARE.	VOICE/DATA OUTLET PATCH: CATEGORY 6 RACK MOUNT PATCH PANELS WITH PORT QUANTITY REQUIRED + 20% SPARE.	
	WIFI OUTLET PATCH: CATEGORY 6 RACK MOUNT PATCH PANELS WITH PORT QUANTITY REQUIRED + 20% SPARE.	WIFI OUTLET PATCH: CATEGORY 6 RACK MOUNT PATCH PANELS WITH PORT QUANTITY REQUIRED + 20% SPARE.	
	CCTV CAMERA OUTLET PATCH: CATEGORY 6 RACK MOUNT PATCH PANELS WITH PORT QUANTITY REQUIRED + 20% SPARE.	CCTV CAMERA OUTLET PATCH: CATEGORY 6 RACK MOUNT PATCH PANELS WITH PORT QUANTITY REQUIRED + 20% SPARE.	

GENERAL NOTES:

1. THESE PLANS INDICATE GENERAL PATHWAY REQUIREMENTS. PROVIDE ADDITIONAL SLEEVES, CONDUIT AND CABLE TRAY AS REQUIRED.
2. CABLE TRAY, CONDUIT AND SLEEVES ARE TO BE USED FOR LOW VOLTAGE AND FIBER OPTIC CABLE SUPPORT AND PROTECTION.
3. COORDINATE RACEWAY AND SLEEVE INSTALLATIONS WITH ALL OTHER SYSTEMS.
4. PROVIDE RACEWAYS FOR ALL SYSTEM CABLING IN ALL OPEN STRUCTURE CEILING SPACES.
5. PENETRATIONS IN FIRE RATED PARTITIONS SHALL BE SEALED TO MAINTAIN THE FIRE INTEGRITY OF THE ASSEMBLY. FIRE STOPPING SHALL BE THE SAME RATING AS THE ASSEMBLY BEING SEALED.
6. ALL CABLE TRAY SHALL BE 12" WIDE UNLESS OTHERWISE NOTED.
7. PROVIDE JACKETED ARMORED FIBER OPTIC CABLES FOR ALL INDOOR/OUTDOOR FIBER OPTIC CABLES AS SPECIFIED.

(#) EQUIPMENT SCHEDULE

A. EXISTING MDF/IDF RACK.
B. EXISTING RELOCATED IDF RACK.
C. IDF RACK PER SPECIFICATIONS AND SCHEDULES.
D. FIBER OPTIC ENCLOSURES WITH FIBER OPTIC ADAPTERS PER SCHEDULES
E. HORIZONTAL WIRE MANAGEMENT. PROVIDE AS REQUIRED FOR RACK.
F. SWITCHES & NETWORK EQUIPMENT (NIC).
G. 12 STRAND SINGLE MODE FIBER OPTIC CABLE BETWEEN MDF RACK AND VISITOR BLEACHER IDF V RACK.
H. 12 STRAND SINGLE MODE FIBER OPTIC CABLE BETWEEN MDF RACK AND HOME BLEACHER IDF H RACK.
I. 12 STRAND SINGLE MODE FIBER OPTIC CABLE BETWEEN MDF RACK AND CONCESSIONS PRESSBOX IDF C RACK.
J. CONDUITS PER SITE PLAN.
K. GROUND BUS. REFER TO SPECIFICATIONS FOR SIZES AND REQUIREMENTS.
L. GROUND CABLES. REFER TO SPECIFICATIONS FOR SIZES AND REQUIREMENTS.
M. CATEGORY 6 UTP RACK MOUNTED PATCH PANELS. PROVIDE PORT QUANTITY REQUIRED + 20% SPARE.
N. CATEGORY 6 UTP CABLES TO EACH VOICE/DATA JACK. (SEE FLOOR PLANS)
O. UPS (NIC).

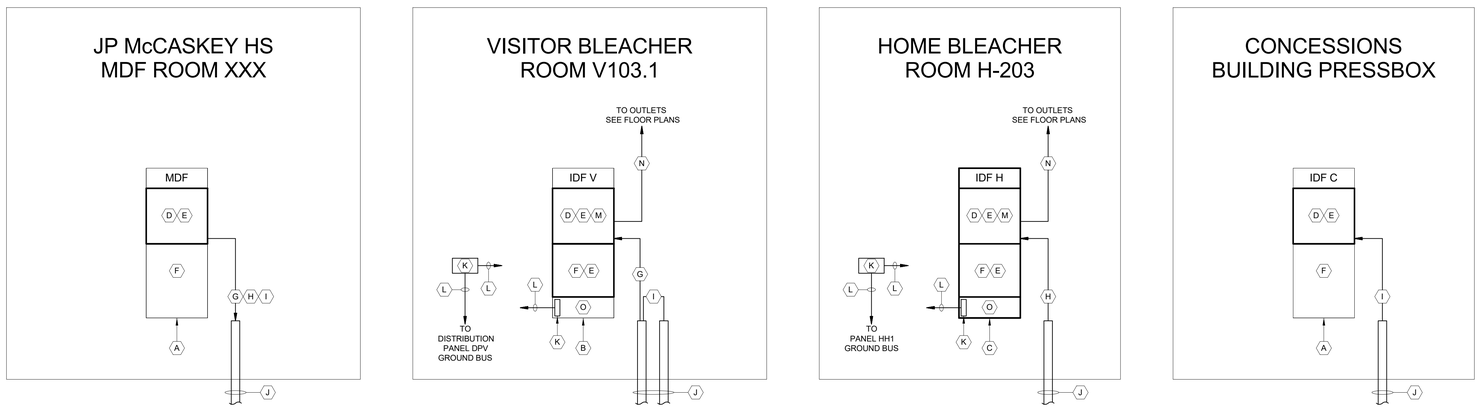

1 TELECOMMUNICATIONS RISER DIAGRAM
E7.2 NO SCALE

MAROTTA/MAIN ARCHITECTS
WWW.MAROTTAMAIN.COM

SEAL:

School District of Lancaster
Together We Can!

CONSULTANT:

MOORE ENGINEERING COMPANY
3637 Columbia Avenue, Lancaster PA 17603
P: 717.285.3141, MooreEngineering.com

RENOVATIONS
J.P. MCCASKEY STADIUM PROJECTS
SCHOOL DISTRICT OF LANCASTER
445 N RESERVOIR ST, LANCASTER, PA 17602

ISSUE DATES

DATE:	DESCRIPTION:
01/08/2025	BID DOCUMENTS

PROJ # : 24-SDL-03 DRAWN BY : A. NOLT

SHEET TITLE:

TELECOMMUNICATIONS RISER DIAGRAM

SHEET NUMBER:

E7.2

BID DOCUMENTS

1/3/2025 3:51:53 PM

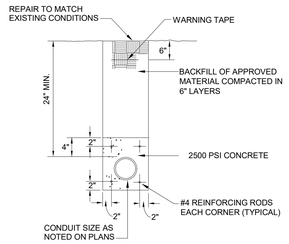

NOTES:

1. ENCASE CONDUITS IN STONEDUST WITHOUT REINFORCING RODS WHEN CONDUITS ARE NOT UNDER PAVED AREAS.

1 / E8.1 CONCRETE ENCASED CONDUIT TRENCH DETAIL
NO SCALE

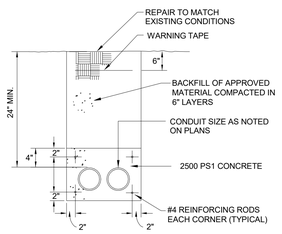

NOTES:

1. ENCASE CONDUITS IN STONEDUST WITHOUT REINFORCING RODS WHEN CONDUITS ARE NOT UNDER PAVED AREAS.

2 / E8.1 CONCRETE ENCASED CONDUITS TRENCH DETAIL
NO SCALE

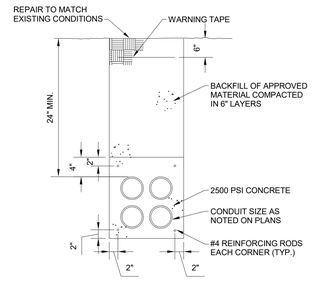

NOTES:

1. ENCASE CONDUITS IN STONEDUST WITHOUT REINFORCING RODS WHEN CONDUITS ARE NOT UNDER PAVED AREAS.

3 / E8.1 CONCRETE ENCASED CONDUITS TRENCH DETAIL
NO SCALE

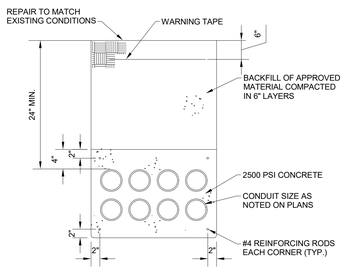

NOTES:

1. ENCASE CONDUITS IN STONEDUST WITHOUT REINFORCING RODS WHEN CONDUITS ARE NOT UNDER PAVED AREAS.

4 / E8.1 CONCRETE ENCASED CONDUITS TRENCH DETAIL
NO SCALE

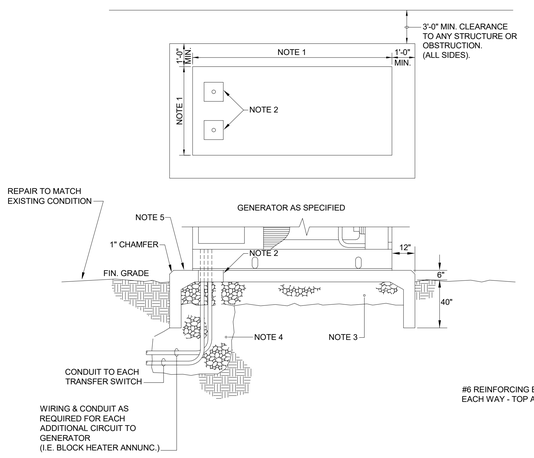

GENERATOR MOUNTING DETAIL NOTES:

1. DIMENSIONS PER MANUFACTURER'S CERTIFIED DRAWINGS.
2. FORMED OPENING WITH FUEL LINE OR CONDUIT IN CENTER. LOCATE PER DIMENSIONS FROM GENERATOR MANUFACTURER'S CERTIFIED DRAWINGS. COORDINATE THE OPENING FOR FUEL AS APPLICABLE.
3. REMOVE GRASS AND TOPSOIL DOWN TO FIRM SUBSOIL AND FILL WITH PENNDOT SPEC. 2A STONE MECHANICALLY COMPACTED IN 6" LAYERS.
4. PIPE & CONDUIT EXCAVATIONS UNDER THE PAD SHALL BE BACK-FILLED WITH PENNDOT SPEC. 2A STONE MECHANICALLY COMPACTED IN 6" LAYERS.
5. CONCRETE SHALL BE 4000 LB. AIR ENTRAINING MIX. CONCRETE SHALL BE PROTECTED FROM FREEZING IN COLD WEATHER AND EXCESSIVE EVAPORATION IN HOT WEATHER. CARE SHALL BE USED IN CONSTRUCTING FORMS AND IN FINISHING TO INSURE FLAT FACES AND A SMOOTH FINISH. FORM FOUNDATION TO BE 12" MINIMUM LARGER THAN GENERATOR SKID ON ALL SIDES. REFER TO DETAIL FOR REINFORCING.
6. MAINTAIN 3 FEET TO ANY OBSTRUCTION FROM FOUNDATION EDGE.
7. PROVIDE GROUND ROD AND GROUND GENERATOR PER MANUFACUTER AND NEC.
8. REFER TO SPECIFICATION FOR FUEL TYPE.
9. SLOPE GRADE AWAY FROM FOUNDATION.

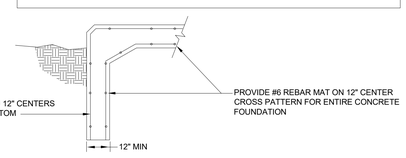

REINFORCING DETAIL

5 / E8.1 EXTERIOR EMERGENCY GENERATOR MOUNTING DETAIL
NO SCALE

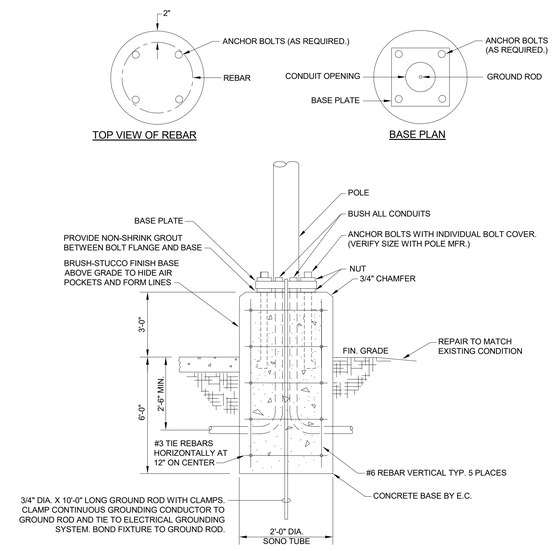

6 / E8.1 POLE BASE MOUNTING DETAIL
NO SCALE

MAROTTA/MAIN ARCHITECTS
WWW.MAROTTAMAIN.COM

SEAL:

School District of Lancaster
Together We Can!

CONSULTANT:

MOORE ENGINEERING COMPANY
3637 Columbia Avenue, Lancaster PA 17603
P: 717.285.3141, MooreEngineering.com

RENOVATIONS
J.P. MCCASKEY STADIUM PROJECTS
SCHOOL DISTRICT OF LANCASTER
445 N RESERVOIR ST, LANCASTER, PA 17602

ISSUE DATES

DATE:	DESCRIPTION:
01/08/2025	BID DOCUMENTS

PROJ # : 24-SDL-03 DRAWN BY : A. NOLT

SHEET TITLE:

ELECTRICAL DETAILS

SHEET NUMBER:

E8.1

BID DOCUMENTS

1/3/2025 3:51:57 PM

OUTLET JACK SYMBOLS

D	RJ45 JACK FOR DATA/VOICE/CAMERA
VH	RJ45 HANGER-STYLE JACK FOR VOICE
ST	ST CONNECTOR FOR FIBER
SC	SC CONNECTOR FOR FIBER
SV	S-VIDEO GOLD JACK
R	RCA GOLD JACK (COLOR CODED)
BN	BNC JACK (STRAIGHT MOUNT)
F	F CONNECTOR (STRAIGHT MOUNT)
VGA	VGA (FEMALE)/3.5 MM STEREO JACK HUBBELL MODEL IM15311015XX
H	HDMI OUTLET BY OWNER
S	3.5 MM STEREO JACK
SP	GOLD SPEAKER POST
B	BLANK FILLER PLATE
AO	AUDIO OUTPUT TO LOCAL SOUND SYSTEM - OUTLET/CABLE TYPE AS RECOMMENDED BY AV SYSTEM VENDOR

C1

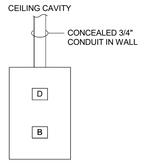

NOTES:

1. MOUNT AT 18" ABOVE FINISHED FLOOR.
2. * INDICATES THAT THE OUTLET SHOULD BE MOUNTED 8" ABOVE COUNTER.

COMPUTER OUTLET DETAIL
NO SCALE

C2

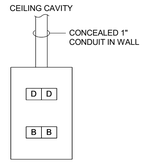

NOTES:

1. MOUNT AT 18" ABOVE FINISHED FLOOR.
2. * INDICATES THAT THE OUTLET SHOULD BE MOUNTED 8" ABOVE COUNTER.

COMPUTER OUTLET DETAIL
NO SCALE

C3

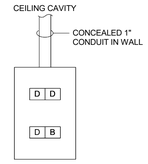

NOTES:

1. MOUNT AT 18" ABOVE FINISHED FLOOR.
2. * INDICATES THAT THE OUTLET SHOULD BE MOUNTED 8" ABOVE COUNTER.

COMPUTER OUTLET DETAIL
NO SCALE

C4

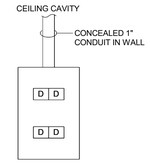

NOTES:

1. MOUNT AT 18" ABOVE FINISHED FLOOR.
2. * INDICATES THAT THE OUTLET SHOULD BE MOUNTED 8" ABOVE COUNTER.

COMPUTER OUTLET DETAIL
NO SCALE

C6

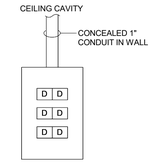

NOTES:

1. MOUNT AT 18" ABOVE FINISHED FLOOR.
2. * INDICATES THAT THE OUTLET SHOULD BE MOUNTED 8" ABOVE COUNTER.

COMPUTER OUTLET DETAIL
NO SCALE

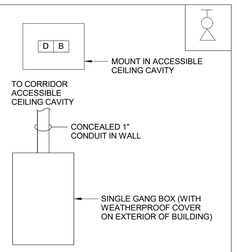

NOTES:

1. COORDINATE EXACT HEIGHT/LOCATIONS WITH OWNER.
2. PROVIDE 20' PATCH CABLE WITH EACH OUTLET.
3. REVIEW TYPICAL INSTALLATION WITH OWNER AND ENGINEER.

CCTV CAMERA OUTLET DETAIL
NO SCALE

NOTES:

1. PROVIDE 1" CONCEALED RACEWAY TO CORRIDOR ACCESSIBLE CEILING CAVITY WHERE NOT INSTALLED ABOVE ACCESSIBLE CEILING.
2. PROVIDE 1" CONDUIT TO CORRIDOR ACCESSIBLE CEILING CAVITY FOR CAMERAS INSTALLED IN ALL OPEN STRUCTURE SPACES.
3. COORDINATE EXACT LOCATIONS WITH OWNER.
4. PROVIDE 10' PATCH CABLE WITH EACH OUTLET.

CCTV CAMERA OUTLET DETAIL
NO SCALE

WALL MOUNT

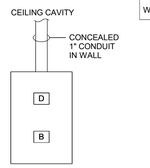

NOTES:

1. COORDINATE EXACT HEIGHT/LOCATIONS WITH OWNER.
2. PROVIDE 1" CONDUIT TO CORRIDOR ACCESSIBLE CEILING CAVITY FOR CAMERAS INSTALLED IN ALL OPEN STRUCTURE SPACES.
3. COORDINATE EXACT LOCATIONS WITH OWNER.
4. PROVIDE 10' PATCH CABLE WITH EACH OUTLET.

CCTV CAMERA OUTLET DETAIL
NO SCALE

W2

NOTES:

1. MOUNT ABOVE DEVICES IN ACCESSIBLE CEILING SPACE.
2. COORDINATE EXACT LOCATIONS WITH OWNER.
3. PROVIDE 1" CONDUIT TO CORRIDOR ACCESSIBLE CEILING CAVITY FOR W2'S INSTALLED IN ALL OPEN STRUCTURE SPACES.

WIFI OUTLET DETAIL
NO SCALE

TV

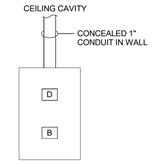

NOTE:

1. MOUNT ON WALL AT HEIGHT REQUIRED BY TELEVISION.
2. PROVIDE OUTLET BOX DEPTH AS NEEDED TO INSTALL RACEWAYS, CABLING AND TERMINATIONS.

TV OUTLET DETAIL
NO SCALE

W

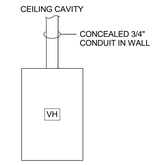

NOTES

1. MOUNT AT 42" ABOVE FINISHED FLOOR.

WALL PHONE OUTLET DETAIL
NO SCALE

MAROTTA/MAIN ARCHITECTS
WWW.MAROTTAMAIN.COM

School District of Lancaster
Together We Can!

CONSULTANT:
MOORE ENGINEERING COMPANY
3637 Columbia Avenue, Lancaster PA 17603
P: 717.285.3141, MooreEngineering.com

RENOVATIONS
J.P. MCCASKEY STADIUM PROJECTS
SCHOOL DISTRICT OF LANCASTER
445 N RESERVOIR ST, LANCASTER, PA 17602

ISSUE DATES

DATE:	DESCRIPTION:
01/08/2025	BID DOCUMENTS

PROJ # : 24-SDL-03 DRAWN BY : A. NOLT

SHEET TITLE:

ELECTRICAL DETAILS

SHEET NUMBER:

E8.2

BID DOCUMENTS

1/3/2025 3:52:01 PM

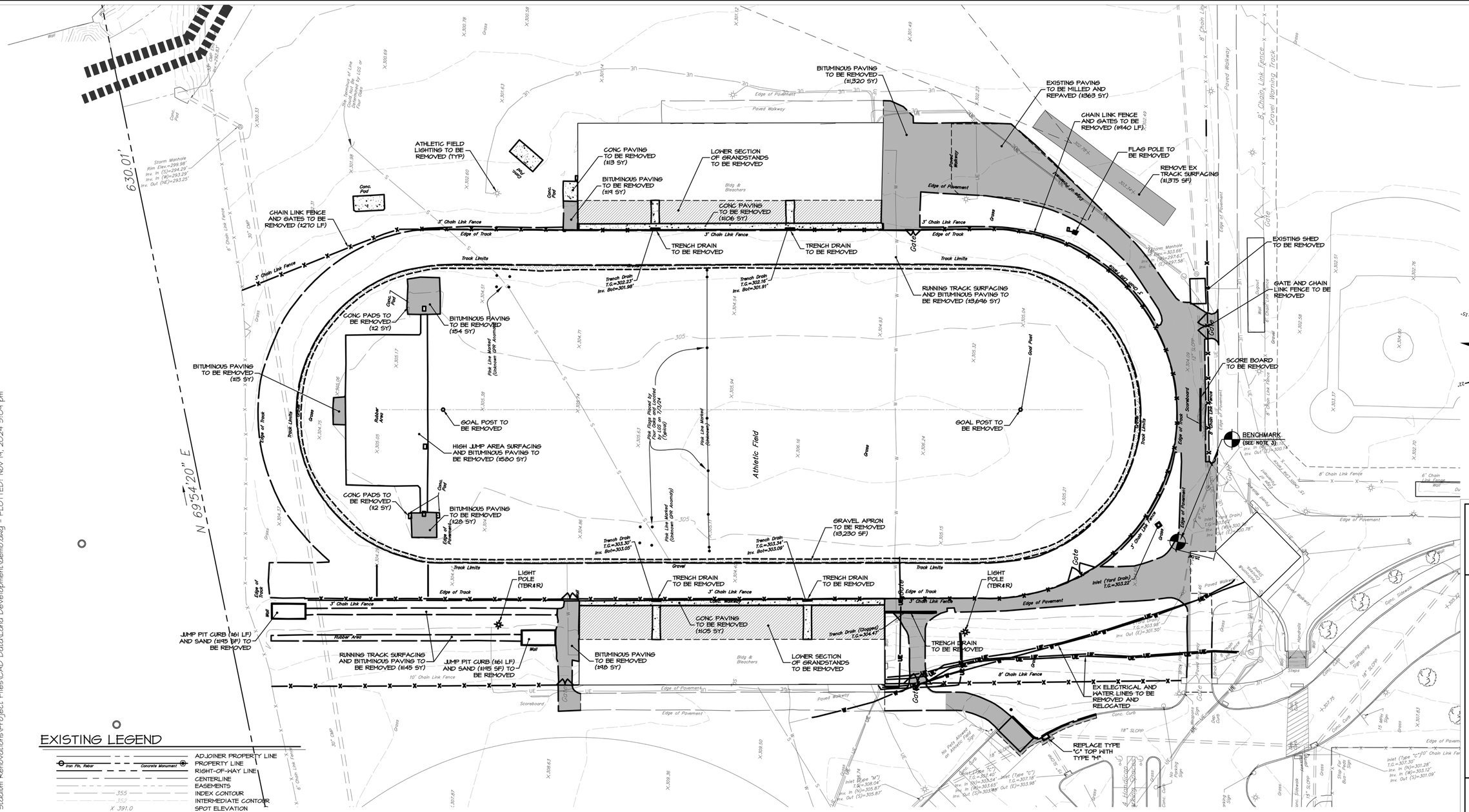

EXISTING LEGEND

- ADJOINER PROPERTY LINE
- PROPERTY LINE
- RIGHT-OF-WAY LINE
- CENTERLINE
- EASEMENTS
- INDEX CONTOUR
- INTERMEDIATE CONTOUR
- SPOT ELEVATION
- CURB LINE
- EDGE OF PAVEMENT (E.O.P.)
- MIN. BLDG SETBACK LINE
- OVERHEAD ELECTRIC
- UNDERGROUND ELECTRIC
- UNDERGROUND TELEPHONE
- GAS LINE
- SANITARY SEWER LINE
- SANITARY FORCE MAIN
- WATER LINE
- STORM DRAINAGE PIPING
- FENCE
- ZONING LINE
- GUIDE RAIL
- EDGE OF WATER (STREAM)
- FEMA 100 YEAR FLOODPLAIN
- TREE LINE
- SIGN
- WELL
- LIGHT POLE
- GROUND LIGHT
- ROOF DRAIN
- MAILBOX
- BOLLARD
- REFLECTOR POST
- DECIDUOUS TREES
- CONIFEROUS TREE
- TRAFFIC SIGNAL BOX
- TRAFFIC SIGNAL POLE
- TRAFFIC SIGNAL MAST

REFERENCE ONLY

DEMOLITION LEGEND

- WARNING TRACK MATERIAL TO BE REMOVED AND SALVAGED FOR REINSTALLATION
- LOD — TEMPORARY CONSTRUCTION FENCING
- TPF — TEMPORARY CONSTRUCTION FENCING
- SPECIMEN TREE/SHRUB TO BE REMOVED
- TP-1 — TEST PIT

SOILS LEGEND

- Uc — URBAN LAND

DEMOLITION NOTES

1. EXISTING PIPING SYSTEM MAY REMAIN IN PLACE WHERE IT DOES NOT AFFECT THE NEW WORK / SYNTHETIC TURF FIELD AGGREGATE BASE AND UNDERDRAIN SYSTEM. ALL EXISTING STORM SEWERS ABANDONED IN PLACE SHALL BE CAPPED / PLUGGED AND SHOWN ON THE CONTRACTOR'S RECORD AS-BUILT DRAWINGS.
2. PROVIDE CLEAN FILL AND BACKFILL ALL VOIDS RESULTING FROM DEMOLITION / REMOVAL TO NEW SYNTHETIC TURF FIELD SUBGRADE ELEVATION. BACKFILL IN LIFTS AND THOROUGHLY COMPACT EACH LIFT TO PREVENT FUTURE SETTLEMENT.
3. STRIP TOPSOIL LAYER SEPARATE FROM UNDERLYING TOPSOIL AND STOCKPILE ON SITE AT A LOCATION OR LOCATIONS, DIRECTED BY OWNER OR AS DESIGNATED ELSEWHERE ON THESE DRAWINGS. REMOVE ALL EXCESS SUBSOIL MATERIALS FROM SITE NOT REQUIRED AS PART OF THE WORK.
4. CONSTRUCTION TRAFFIC MUST ENTER AND EXIT THROUGH THE APPROVED ROCK CONSTRUCTION ENTRANCE. CONTRACTOR SHALL REMOVE (AND REPLACE) EXISTING GATES, GATE POSTS, AND FENCING AS REQUIRED TO GAIN ACCESS FOR CONSTRUCTION EQUIPMENT, RESTORE EXISTING PAVEMENTS DAMAGED BY CONSTRUCTION ACTIVITIES, INCLUDING COMPLETE REPLACEMENT WHEN REQUIRED, AND RESTORE / REPLACE EXISTING LAWN AREAS AND OTHER IMPROVEMENTS DAMAGED BY CONSTRUCTION ACTIVITIES.
5. LIMIT OF FENCE / FENCE POST FOUNDATION REMOVAL SHOWN ON THIS DRAWING IS "GRAPHIC" APPROXIMATE. REMOVE FENCE TO NEAREST POST BEYOND THE LIMIT OF NEW CONSTRUCTION AS PRACTICAL TO MEET THE INTENT AND SCOPE OF THE NEW PAVING WORK.

CITY PERMIT # XXXXX

REVISIONS PER:	DATE:	BY:
1. -	-	-
2. -	-	-
3. -	-	-
4. -	-	-
5. -	-	-

AMERICAN SPORTS BUILDERS ASSOCIATION MEMBER
SYNTHETIC TURF COUNCIL MEMBER
ELA SPORT
ATHLETIC FACILITIES DESIGN & CONSULTING
743 SOUTH BROAD STREET
LITITZ, PA 17543
(717) 626-7271 FAX (717) 626-7040
www.elasport.com

PRELIMINARY
NOT FOR CONSTRUCTION

FINAL LAND DEVELOPMENT PLAN

SUBJECT:
EXISTING CONDITIONS / DEMOLITION PLAN
McCASKEY HIGH SCHOOL
STADIUM RENOVATIONS
CITY OF LANCASTER - LANCASTER COUNTY - PENNSYLVANIA

CLIENT:
MM ARCHITECTS
214 NORTH DUKE STREET
LANCASTER, PA 17602
(717) 393-3211

MANAGER:	HDC	DATE:	OCTOBER 2024
DESIGNER:	HDC	PROJECT NO.	AZ202-015
DRAWN BY:	BLS	SCALE:	1" = 30'

DRAWING NO.
7 OF 32