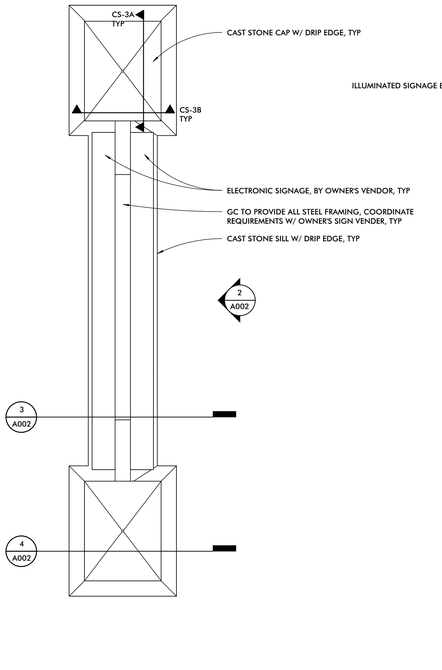

1 MONUMENT SIGN PLAN
3/4" = 1'-0"

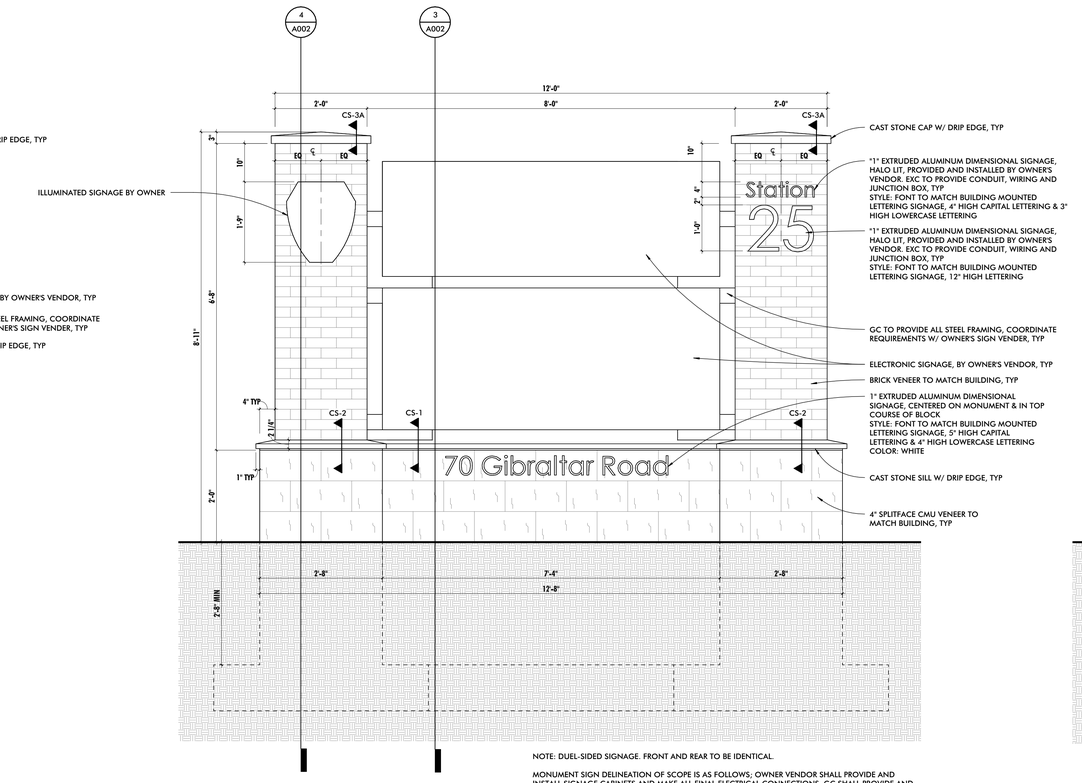

NOTE: DUEL-SIDED SIGNAGE. FRONT AND REAR TO BE IDENTICAL.

MONUMENT SIGN DELINEATION OF SCOPE IS AS FOLLOWS; OWNER VENDOR SHALL PROVIDE AND INSTALL SIGNAGE CABINETS AND MAKE ALL FINAL ELECTRICAL CONNECTIONS. GC SHALL PROVIDE AND INSTALL THE MONUMENT SIGN MASONRY AND ASSOCIATED STRUCTURE, INCLUDING SIGNAGE CABINET STEEL SUPPORTS. EC SHALL PROVIDE AND INSTALL ALL WIRING AND ASSOCIATED CONDUITS/PATHWAYS. SEE SITE DETAILS SHEET AND ELECTRICAL DRAWINGS FOR MORE INFORMATION.

2 MONUMENT SIGN ELEVATION
3/4" = 1'-0"

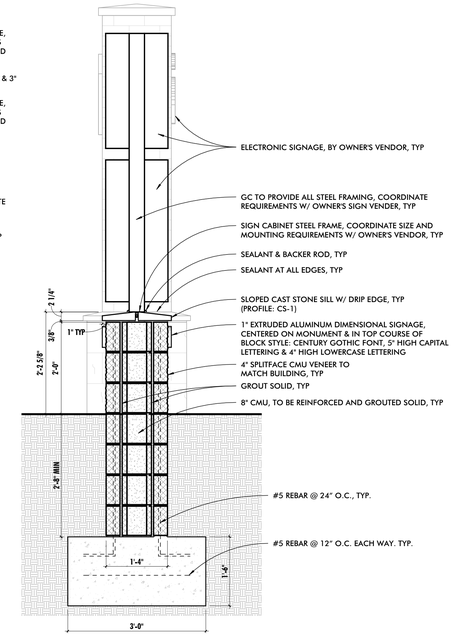

3 MONUMENT SIGN - BASE DETAIL
3/4" = 1'-0"

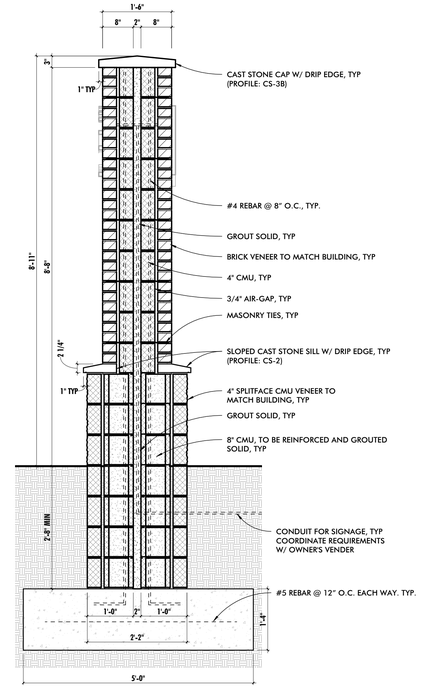

4 MONUMENT SIGN - EDGE DETAIL
3/4" = 1'-0"

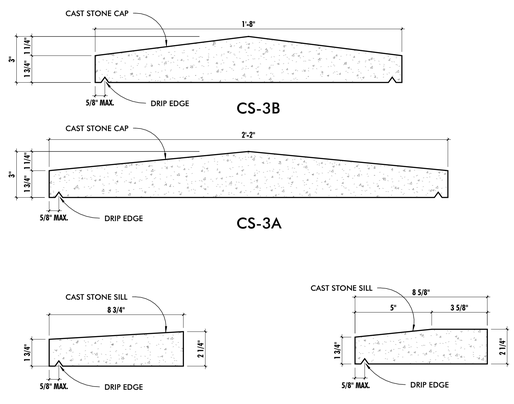

5 CAST STONE PROFILES (SITE SIGNAGE)
3" = 1'-0"

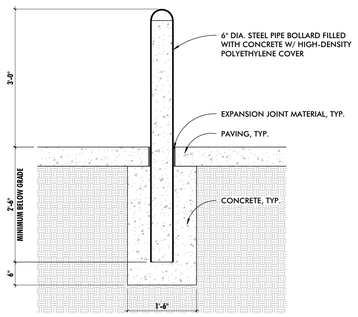

6 TYPICAL BOLLARD DETAIL
3/4" = 1'-0"

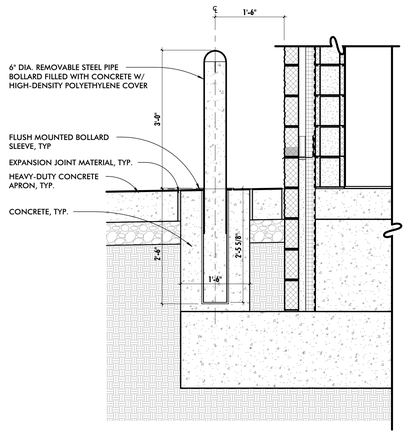

7 REMOVABLE BOLLARD DETAIL
3/4" = 1'-0"

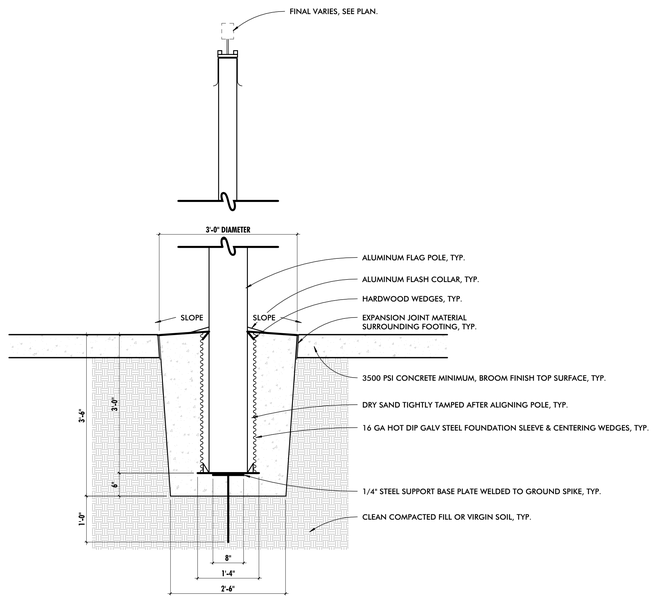

8 FLAG POLE SECTION
3/4" = 1'-0"

ALL DRAWINGS ARE PROTECTED BY FEDERAL COPYRIGHT BY MANNS WOODWARD STUDIOS, INC. AND CAN NOT BE REPRODUCED OR MODIFIED IN ANY MANNER WITHOUT WRITTEN PERMISSION. DOCUMENTS MAY NOT BE USED IN PART OR WHOLE TO DEVELOP THE DESIGN OF ANOTHER BUILDING WITHOUT EXPRESS WRITTEN PERMISSION BY MANNS WOODWARD STUDIOS.

MW STUDIOS
ARCHITECTURE + MASTER PLANNING
8098 SANDPIPER CIR, SUITE H
NOTTINGHAM, MD 21236
410-344-1460
INFO@MWSARCH.COM
WWW.MWSARCH.COM

SEAL:

I HEREBY CERTIFY THAT THESE DOCUMENTS WERE PREPARED OR APPROVED BY ME, AND THAT I AM A DULY LICENSED PROFESSIONAL ARCHITECT UNDER THE LAWS OF THE STATE OF PENNSYLVANIA.

LICENSE NUMBER: #RA405311
EXPIRATION DATE: 6-30-2027

EXETER TOWNSHIP
EMERGENCY SERVICES FACILITY
70 GIBRALTAR ROAD
READING, PA 19606

PROJECT NUMBER: 25-049

SUBMISSION:
BID SET

ORIGINAL ISSUE DATE:
10/01/2026

SHEET REVISION SCHEDULE:
No. DATE

SITE DETAILS

SHEET NUMBER:
A002

10/1/2026 9:55:55 PM

GENERAL PARTITION NOTES

1	ENTRY SPACES, LOBBIES, AND CORRIDORS TO RECEIVE IMPACT RESISTANT GYPSUM WALL BOARD, U.N.O.
2	PROVIDE FIBERGLASS REINFORCED MOISTURE RESISTANT GYPSUM WALL BOARD IN ALL EQUIPMENT ROOMS, JANITOR'S CLOSETS, RESTROOMS, KITCHENS AND OTHER WET AREAS. PROVIDE FIBERGLASS REINFORCED MOISTURE RESISTANT WALL BOARD IN ALL OTHER AREAS WITHIN 8'-0" OF WATER SOURCE.
3	CONTRACTOR SHALL PROVIDE BLOCKING AND NAILERS AS REQUIRED TO SUPPORT ALL NEW WORK, INCLUDING ITEMS TO BE PROVIDED AND/OR INSTALLED BY OWNER.
4	ALL CORRIDOR AND FIRE-RATED PARTITIONS SHALL BE EXTENDED TO THE UNDERSIDE OF THE STRUCTURAL DECK ABOVE, U.N.O. THE PERIMETER WALLS OF ANY SPACE NOT PROVIDED WITH A CEILING SHALL EXTEND THE THE UNDERSIDE OF DECK ABOVE.
5	PROVIDE DEFLECTION TRACKS AT TOP OF ALL NON-LOAD BEARING STUD WALLS EXTENDING TO THE UNDERSIDE OF STRUCTURE OR DECK ABOVE, U.N.O.
6	PROVIDE CONCRETE BACKER BOARD IN LIEU OF GYPSUM WALL BOARD WHERE TILE FINISH IS INDICATED.
7	ALL SMOKE AND FIRE RATED ASSEMBLIES SHALL BE PLACARDED OR STENCILED AS REQUIRED BY IBC, MARKING AND IDENTIFICATION REQUIREMENTS.
8	INTERIOR METAL STUD FRAMING AND EXTERIOR FURRING/MISCELLANEOUS FRAMING, UNLESS NOTED OTHERWISE, SHALL BE A MINIMUM OF 20 GAUGE THICKNESS AND SHALL BE SPACED 16 INCHES ON CENTER. METAL STUD PROVIDER/INSTALLER SHALL BE RESPONSIBLE FOR THE DELEGATED DESIGN AND FINAL ENGINEERING OF ALL METAL STUD FRAMING COMPONENTS INCLUDING BUT NOT LIMITED TO SOFFITS, BULKHEADS, PARTITIONS, FURRING, CEILINGS, AND MISCELLANEOUS FRAMING/BLOCKING REQUIRED TO SUPPORT AND COMPLETE THE WORK. METAL STUD PROVIDER/INSTALLER/DESIGNER SHALL PROVIDE METAL STUDS IN WIDTHS INDICATED. METAL STUD DESIGNER SHALL FIRST INCREASE METAL STUD THICKNESS, SECOND DECREASE METAL STUD SPACING TO 12 INCHES ON CENTER, AND THIRD INCREASE STUD WIDTH WHERE ADJUSTING STUD THICKNESS AND SPACING ARE INSUFFICIENT TO COMPLY WITH REQUIREMENTS.
9	CONSTRUCTION OF RATED WALL ASSEMBLIES SHALL BE STRICTLY ADHERED TO IN ACCORDANCE WITH UL AND/OR GYPSUM ASSEMBLY SPECIFICATIONS. REFER TO CODE PLANS FOR ADDITIONAL INFORMATION.
10	MOISTURE RESISTANT GYPSUM WALL BOARD SHALL BE UTILIZED IN ALL AREAS WHERE GYPSUM WALL BOARD IS TO BE DIRECTLY ADHERED TO CONCRETE OR MASONRY SURFACES IN INTERIOR APPLICATIONS. SUBSTRATE SHALL BE CLEANED AS REQUIRED AND FREE OF DUST, DEBRIS, AND MOISTURE PRIOR TO ADHESION AND FINISHING.
11	PROVIDE A BULLNOSE CMU AT ALL OUTSIDE CORNERS OF INTERIOR MASONRY WALLS & SILLS.
12	INTERIOR PARTITIONS THAT DO NOT EXTEND UP TO DECK AND ARE ATTACHED TO PEMB EXTERIOR WALLS SHALL EXTEND UP TO THE NEXT AVALIBLE GIRT MORE THAN 6" ABOVE THE CEILING.
12	WHERE FURRING IS ATTACHED TO METAL BUILDING COMPONENTS, THE FURRING SHALL NOT EXTEND MORE THAN 6 INCHES PAST A METAL GIRT/PURLIN. WHERE THE HEIGHTS INDICATED WITHIN THE PARTITION SCHEDULE FOR FURRING ARE GREATER THAN 6 INCHES ABOVE A METAL BUILDING COMPONENT ATTACHMENT, THE FURRING SHALL BE EXTENDED TO THE NEXT GIRT/PURLIN TO AVOID CANTILEVERS OF FURRING MORE THAN 6 INCHES.

FIRE RATINGS GENERAL NOTE:

JOINTS MADE WITHIN OR AT THE PERIMETER OF FIRE BARRIERS, BETWEEN FIRE RESISTANCE–RATED ASSEMBLIES, OR WHERE FIRE BARRIERS MEET OTHER FIRE BARRIERS, THE FLOOR OR ROOF DECK ABOVE, OR THE OUTSIDE WALLS SHALL BE PROTECTED WITH A JOINT SYSTEM THAT IS DESIGNED AND TESTED TO PREVENT THE SPREAD OF FIRE FOR A TIME PERIOD EQUAL TO THAT OF THE ASSEMBLY IN WHICH THE JOINT IS LOCATED. JOINTS MADE BETWEEN A FIRE BARRIER AND A NON-FIRE-RESISTANCE-RATED FLOOR OR ROOF SHEATHING, SLAB, OR DECK ABOVE SHALL BE PROTECTED BY AN APPROVED CONTINUITY HEAD OF WALL JOINT SYSTEM INSTALLED AS TESTED IN ACCORDANCE WITH ASTM E2837, STANDARD TEST METHOD FOR DETERMINING THE FIRE RESISTANCE OF CONTINUITY HEAD-OF-WALL JOINT SYSTEMS INSTALLED BETWEEN RATED WALL ASSEMBLIES AND NONRATED HORIZONTAL ASSEMBLIES, AND THE SYSTEM SHALL HAVE AN F RATING AND T RATING OF NOT LESS THAN THE REQUIRED FIRE RESISTANCE RATING OF THE FIRE BARRIER.

SCHEDULE - INTERIOR PARTITION TYPES

MARK	WIDTH	DESCRIPTION	FIRE RATING	
			RATING	ASSEMBLY REF
L1B	1 3/8"	METAL LINER PANEL BY PEMB MNFR		
M06	5 5/8"	6" CMU TO EXTEND TO UNDERSIDE OF CEILING		
M06A	5 5/8"	6" CMU TO EXTEND 6" MIN. ABOVE CEILING		
M06B	5 5/8"	6" CMU TO EXTEND TO UNDERSIDE OF DECK		
M06S	5 5/8"	6" CMU TO EXTEND 6" MIN ABOVE SMOKE RATED CEILING	SMOKE	
M08	7 5/8"	8" CMU 40" TALL KNEE WALL		
M08B	7 5/8"	8" CMU TO EXTEND TO UNDERSIDE OF DECK		
M08R	7 5/8"	8" CMU - 1/2 HR FIRE RATED	0.5	UL U906
M08S	7 5/8"	8" CMU TO EXTEND TO UNDERSIDE OF DECK	SMOKE	
M10B	9 5/8"	10" CMU TO EXTEND TO UNDERSIDE OF DECK		
M10S	9 5/8"	10" CMU TO EXTEND TO UNDERSIDE OF DECK	SMOKE	
M12R	11 5/8"	12" CMU TO EXTEND TO UNDERSIDE OF DECK - 1 HR FIRE RATED	1	UL U906
P1A	1 1/2"	7/8" METAL FURRING W/ 5/8" GWB TO EXTEND 6" MIN ABOVE CEILING		
P2A	2 1/8"	1 1/2" METAL FURRING W/ 5/8" GWB TO EXTEND 6" MIN ABOVE CEILING		
P4A	4 1/4"	3 5/8" METAL STUD W/ 5/8" GWB ONE SIDE TO EXTEND 6" MIN ABOVE CEILING		
P4B	4 1/4"	3 5/8" METAL STUD W/ 5/8" GWB ONE SIDE TO EXTEND TO UNDERSIDE OF DECK		
P4S	4 1/4"	3 5/8" METAL STUD W/ 5/8" GWB ONE SIDE	SMOKE	
P7	4 7/8"	3-5/8" METAL STUD W/ 5/8" GYPSUM WALL BOARD EACH SIDE TO EXTEND TO BOTTOM OF COUNTERTOP		
P7A	4 7/8"	3-5/8" METAL STUD W/ 5/8" GYPSUM WALL BOARD EACH SIDE TO EXTEND 6" MIN ABOVE CEILING		
P7B	4 7/8"	3-5/8" METAL STUD W/ 5/8" GYPSUM WALL BOARD EACH SIDE TO EXTEND TO UNDERSIDE OF DECK		
P7R	4 7/8"	3-5/8" METAL STUD W/ 5/8" TYPE X GYPSUM WALL BOARD EACH SID. 30 MIN FIRE RATED	0.5	UL U419
P7S	4 7/8"	3-5/8" METAL STUD W/ 5/8" GYPSUM WALL BOARD EACH SIDE	SMOKE	
P8A	7 1/4"	6" METAL STUD W/ 5/8" GYPSUM WALL BOARD EACH SIDE TO EXTEND 6" ABOVE CEILING		
P8B	7 1/4"	6" METAL STUD W/ 5/8" GYPSUM WALL BOARD EACH SIDE TO EXTEND TO UNDERSIDE OF DECK		
P8R	7 1/4"	6" METAL STUD W/ 5/8" TYPE X GYPSUM WALL BOARD EACH SIDE. 30 MIN FIRE RATED	0.5	UL U419
P8S	7 1/4"	6" METAL STUD W/ 5/8" GYPSUM WALL BOARD EACH SIDE	SMOKE	
P9A	9 1/4"	8" METAL STUD W/ 5/8" GYPSUM WALL BOARD EACH SIDE TO EXTEND 6" ABOVE CEILING		

INTERIOR WALL TYPE

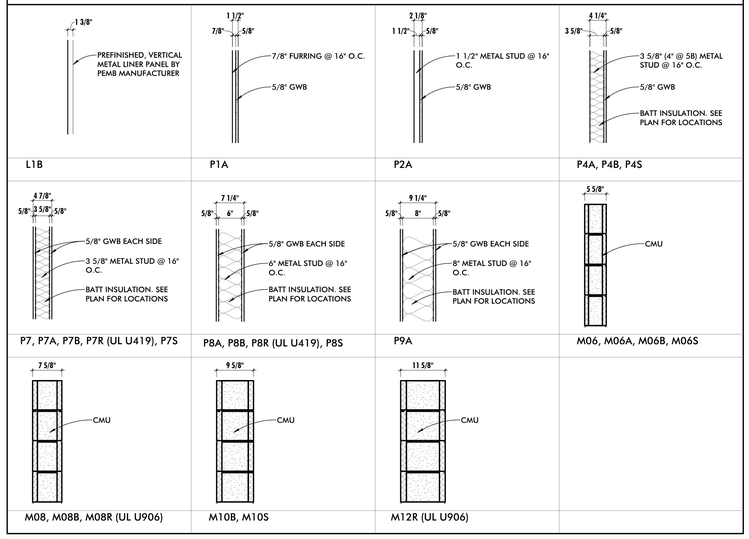

SCHEDULE - EXTERIOR WALL TYPES

MARK	WIDTH	DESCRIPTION
E01	15 5/8"	8" CMU W/ AIR BARRIER, 2 1/2" RIGID INSULATION, 1 7/8" AIR SPACE AND 4" BRICK VENEER
E02	17 5/8"	10" CMU W/ AIR BARRIER, 2 1/2" RIGID INSULATION, 1 7/8" AIR SPACE AND 4" BRICK VENEER
E03	19 5/8"	12" CMU W/ AIR BARRIER, 2 1/2" RIGID INSULATION, 1 7/8" AIR SPACE AND 4" BRICK VENEER
E04	15 5/8"	8" CMU W/ AIR BARRIER, 2 1/2" RIGID INSULATION, 1 7/8" AIR SPACE AND 4" SPLIT FACE CMU VENEER
E05	17 5/8"	10" CMU W/ AIR BARRIER, 2 1/2" RIGID INSULATION, 1 7/8" AIR SPACE AND 4" SPLIT FACE CMU VENEER
E06	19 5/8"	12" CMU W/ AIR BARRIER, 2 1/2" RIGID INSULATION, 1 7/8" AIR SPACE AND 4" GROUND FACE CMU VENEER
E06.1	19 5/8"	12" CMU W/ AIR BARRIER, 2 1/2" RIGID INSULATION, 1 7/8" AIR SPACE AND 4" SPLIT FACE CMU VENEER
E07	15 3/4"	8" GIRTS W/ MIN R-30 BATT INSULATION, VAPOR BARRIER LINER SYSTEM, 1 1/2" THERMAL BLOCKS, 7/8" VERTICAL FURRING CHANNELS, 3/4" FRT EXT. GRADE PLYWOOD, WEATHER BARRIER, 1" AIR SPACE AND 4" SPLIT FACE CMU
E08	15 3/4"	8" GIRTS W/ MIN R-30 BATT INSULATION, VAPOR BARRIER LINER SYSTEM, 1 1/2" THERMAL BLOCKS, 7/8" VERTICAL FURRING CHANNELS, 3/4" FRT EXT. GRADE PLYWOOD, WEATHER BARRIER, 1" AIR SPACE AND 4" BRICK VENEER
E09	13 1/8"	8" GIRTS W/ MIN R-30 BATT INSULATION, VAPOR BARRIER LINER SYSTEM, 7/8" VERTICAL FURRING CHANNELS, 3/4" FRT EXT. GRADE PLYWOOD, WEATHER BARRIER, AND METAL WALL PANEL
E10	12 5/8"	8" CMU W/ AIR BARRIER, 2 1/2" RIGID INSULATION W/ 3" Z-GIRTS AND 1/2" AIR SPACE AND METAL WALL PANEL
E11	8 1/4"	4" CMU W/ AIR BARRIER, 1" AIR SPACE AND 4" BRICK VENEER
E12	8 1/4"	4" CMU W/ AIR BARRIER, 1" AIR SPACE AND 4" SPLIT FACE CMU
E13	12 1/4"	8" CMU W/ AIR BARRIER, 1" AIR SPACE AND 4" BRICK VENEER

EXTERIOR WALL TYPE DETAILS



SCHEDULE - FLOOR ASSEMBLY TYPES

MARK	DESCRIPTION
CMD4	4" TOTAL THICK REINFORCED CONCRETE SLAB OVER 1-1/2" METAL DECK
CWF6	TWO (2) LAYERS 3/4" PLYWOOD OVER 4" METAL STUDS
SOG4	4" CONCRETE SLAB OVER VAPOR BARRIER AND POROUS FILL
SOG8	8" CONCRETE SLAB OVER VAPOR BARRIER AND POROUS FILL

FLOOR ASSEMBLY TYPE DETAILS

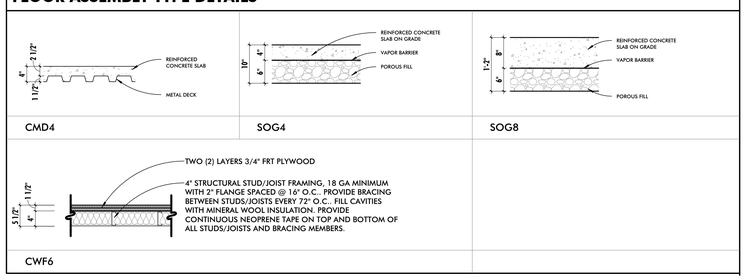

SCHEDULE - ROOFING TYPES

TYPE MARK	DESCRIPTION
RA2	STANDING SEAM ROOF OVER RADIUSED METAL DECK AND 12" STRUCTURAL STUD/JOISTS
RA4	60 MIL TPO MEMBRANE OVER 1/2" HIGH-DENSITY POLYISO COVER BOARD, MINIMUM 5-1/2" RIGID INSULATION AND SLOPED 1 1/2" METAL DECK
RA5	INSULATED ROOF PANEL OVER 8" PURLINS
RA6	INSULATED ROOF PANEL OVER WIDE FLANGE BEAMS

ROOF ASSEMBLY TYPE DETAILS

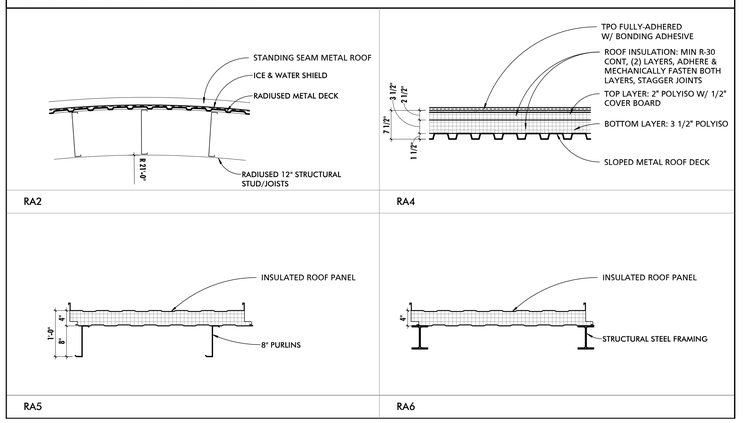

MANNS WOODWARD STUDIOS
ARCHITECTURE + MASTER PLANNING
8098 SANDPIPER CIR, SUITE H
NOTTINGHAM, MD 21236
410-344-1460
INFO@MWSARCH.COM
WWW.MWSARCH.COM

SEAL:

I HEREBY CERTIFY THAT THESE DOCUMENTS WERE PREPARED OR APPROVED BY ME, AND THAT I AM A DULY LICENSED PROFESSIONAL ARCHITECT UNDER THE LAWS OF THE STATE OF PENNSYLVANIA.

LICENSE NUMBER: #RA405311
EXPIRATION DATE: 6-30-2027

EXETER TOWNSHIP
EMERGENCY SERVICES FACILITY
70 GIBRALTAR ROAD
READING, PA 19606

PROJECT NUMBER: 25-049

SUBMISSION:
BID SET

ORIGINAL ISSUE DATE:
10/01/2026

SHEET REVISION SCHEDULE:
No. DATE

ASSEMBLY TYPES & NOTES

SHEET NUMBER:
A100

10/1/2026 9:55:57 PM

ALL DRAWINGS ARE PROTECTED BY FEDERAL COPYRIGHT BY MANNS WOODWARD STUDIOS, INC. AND CAN NOT BE REPRODUCED OR MODIFIED IN ANY MANNER WITHOUT WRITTEN PERMISSION. DOCUMENTS MAY NOT BE USED IN PART OR WHOLE TO DEVELOP THE DESIGN OF ANOTHER BUILDING WITHOUT EXPRESS WRITTEN PERMISSION BY MANNS WOODWARD STUDIOS.

GENERAL REFERENCE PLAN NOTES

1	FURNITURE SHOWN FOR REFERENCE PURPOSES ONLY.

REFERENCED NOTES - NEW CONSTRUCTION

0	
1	REMOVABLE BOLLARD, SEE SITE PLAN
2	RAISED PLATFORM. SEE ENLARGED PLAN. FINAL SIZE AND FLOOR POWER BOXES TO BE COORDINATED WITH OWNER-PROVIDED FURNITURE.
3	4" X 5" PREFINISHED ALUMINUM DOWNSPOUT WITH RECTANGULAR CAST IRON BOOT AND CLEANOUT. COLOR TO MATCH FASCIA.
4	CAST STONE SILL
5	RADON/SOIL GAS RISER - SEE SPECIFICATIONS

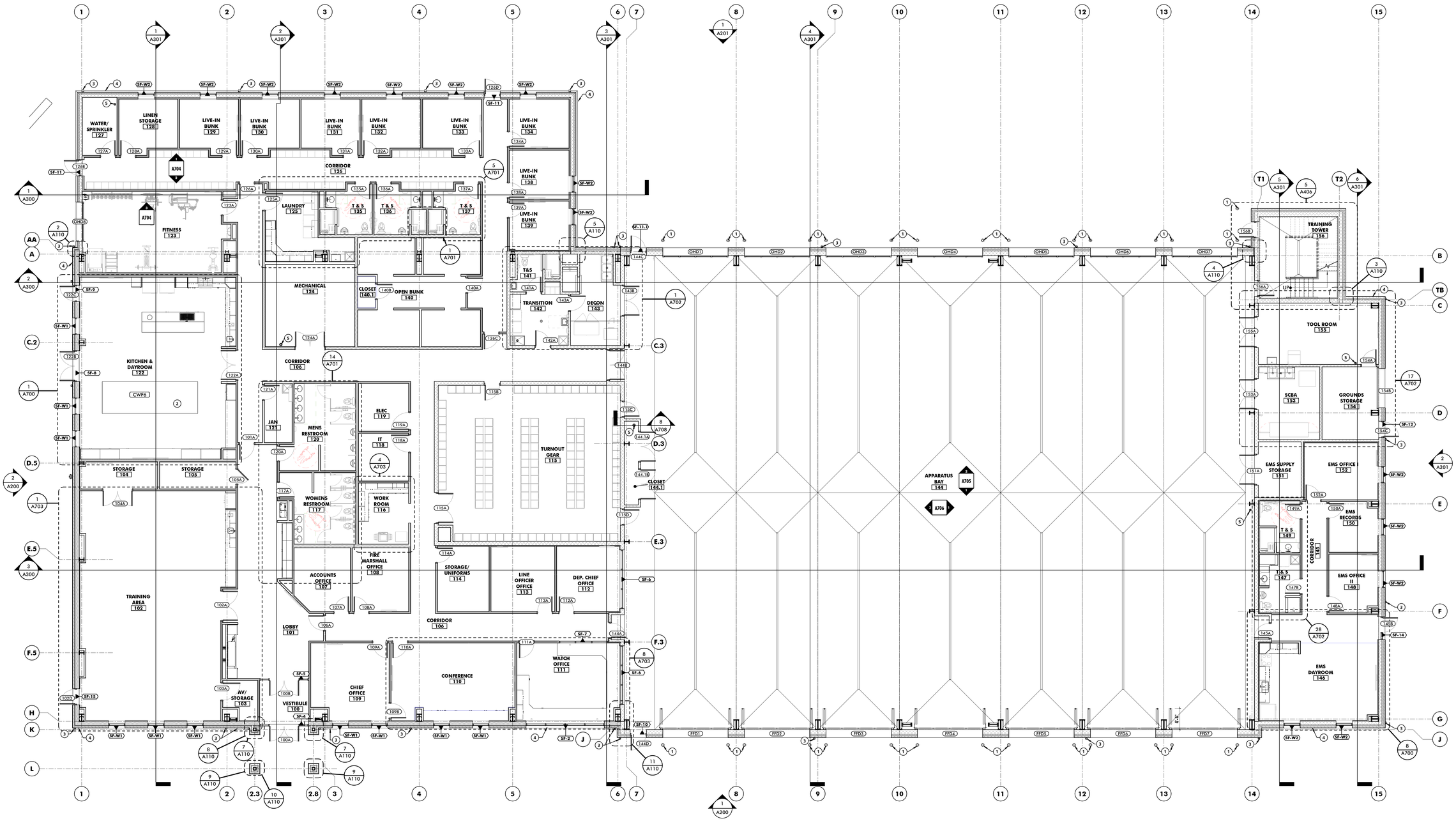

1 FIRST FLOOR REFERENCE PLAN

1/8" = 1'-0"

MW STUDIOS
ARCHITECTURE + MASTER PLANNING
8098 SANDPIPER CIR, SUITE H
NOTTINGHAM, MD 21236
☎ 410-344-1460
✉ INFO@MWSARCH.COM
🌐 WWW.MWSARCH.COM

SEAL:

I HEREBY CERTIFY THAT THESE DOCUMENTS WERE PREPARED OR APPROVED BY ME, AND THAT I AM A DULY LICENSED PROFESSIONAL ARCHITECT UNDER THE LAWS OF THE STATE OF PENNSYLVANIA.

LICENSE NUMBER: #RA405311
EXPIRATION DATE: 6-30-2027

EXETER TOWNSHIP
EMERGENCY SERVICES FACILITY
70 GIBRALTAR ROAD
READING, PA 19606

PROJECT NUMBER: 25-049

SUBMISSION:
BID SET

ORIGINAL ISSUE DATE:
10/01/2026

SHEET REVISION SCHEDULE:
No. DATE

REFERENCE PLAN

SHEET NUMBER:

A101

10/1/2026 9:56:00 PM

ALL DRAWINGS ARE PROTECTED BY FEDERAL COPYRIGHT BY MANNS WOODWARD STUDIOS, INC. AND CAN NOT BE REPRODUCED OR MODIFIED IN ANY MANNER WITHOUT WRITTEN PERMISSION. DOCUMENTS MAY NOT BE USED IN PART OR WHOLE TO DEVELOP THE DESIGN OF ANOTHER BUILDING WITHOUT EXPRESS WRITTEN PERMISSION BY MANNS WOODWARD STUDIOS.

SCHEDULE - EXTERIOR WALL TYPES

MARK	WIDTH	DESCRIPTION
E01	15 5/8"	8" CMU W/ AIR BARRIER, 2 1/2" RIGID INSULATION, 1 7/8" AIR SPACE AND 4" BRICK VENEER
E02	17 5/8"	10" CMU W/ AIR BARRIER, 2 1/2" RIGID INSULATION, 1 7/8" AIR SPACE AND 4" BRICK VENEER
E03	19 5/8"	12" CMU W/ AIR BARRIER, 2 1/2" RIGID INSULATION, 1 7/8" AIR SPACE AND 4" BRICK VENEER
E04	15 5/8"	8" CMU W/ AIR BARRIER, 2 1/2" RIGID INSULATION, 1 7/8" AIR SPACE AND 4" SPLIT FACE CMU VENEER
E05	17 5/8"	10" CMU W/ AIR BARRIER, 2 1/2" RIGID INSULATION, 1 7/8" AIR SPACE AND 4" SPLIT FACE CMU VENEER
E06	19 5/8"	12" CMU W/ AIR BARRIER, 2 1/2" RIGID INSULATION, 1 7/8" AIR SPACE AND 4" GROUND FACE CMU VENEER
E06.1	19 5/8"	12" CMU W/ AIR BARRIER, 2 1/2" RIGID INSULATION, 1 7/8" AIR SPACE AND 4" SPLIT FACE CMU VENEER
E07	15 3/4"	8" GIRTS W/ MIN R-30 BATT INSULATION, VAPOR BARRIER LINER SYSTEM, 1 1/2" THERMAL BLOCKS, 7/8" VERTICAL FURRING CHANNELS, 3/4" FRT EXT. GRADE PLYWOOD, WEATHER BARRIER, 1" AIR SPACE AND 4" SPLIT FACE CMU
E08	15 3/4"	8" GIRTS W/ MIN R-30 BATT INSULATION, VAPOR BARRIER LINER SYSTEM, 1 1/2" THERMAL BLOCKS, 7/8" VERTICAL FURRING CHANNELS, 3/4" FRT EXT. GRADE PLYWOOD, WEATHER BARRIER, 1" AIR SPACE AND 4" BRICK VENEER
E09	13 1/8"	8" GIRTS W/ MIN R-30 BATT INSULATION, VAPOR BARRIER LINER SYSTEM, 7/8" VERTICAL FURRING CHANNELS, 3/4" FRT EXT. GRADE PLYWOOD, WEATHER BARRIER, AND METAL WALL PANEL
E10	12 5/8"	8" CMU W/ AIR BARRIER, 2 1/2" RIGID INSULATION W/ 3" Z-GIRTS AND 1/2" AIR SPACE AND METAL WALL PANEL
E11	8 1/4"	4" CMU W/ AIR BARRIER, 1" AIR SPACE AND 4" BRICK VENEER
E12	8 1/4"	4" CMU W/ AIR BARRIER, 1" AIR SPACE AND 4" SPLIT FACE CMU
E13	12 1/4"	8" CMU W/ AIR BARRIER, 1" AIR SPACE AND 4" BRICK VENEER

SCHEDULE - INTERIOR PARTITION TYPES

MARK	WIDTH	DESCRIPTION	FIRE RATING	
			RATING	ASSEMBLY REF
L1B	1 3/8"	METAL LINER PANEL BY PEMB MNFR		
M06	5 5/8"	6" CMU TO EXTEND TO UNDERSIDE OF CEILING		
M06A	5 5/8"	6" CMU TO EXTEND 6" MIN. ABOVE CEILING		
M06B	5 5/8"	6" CMU TO EXTEND TO UNDERSIDE OF DECK		
M06S	5 5/8"	6" CMU TO EXTEND 6" MIN ABOVE SMOKE RATED CEILING	SMOKE	
M08	7 5/8"	8" CMU 40" TALL KNEE WALL		
M08B	7 5/8"	8" CMU TO EXTEND TO UNDERSIDE OF DECK		
M08R	7 5/8"	8" CMU - 1/2 HR FIRE RATED	0.5	UL U906
M08S	7 5/8"	8" CMU TO EXTEND TO UNDERSIDE OF DECK	SMOKE	
M10B	9 5/8"	10" CMU TO EXTEND TO UNDERSIDE OF DECK		
M10S	9 5/8"	10" CMU TO EXTEND TO UNDERSIDE OF DECK	SMOKE	
M12R	11 5/8"	12" CMU TO EXTEND TO UNDERSIDE OF DECK - 1 HR FIRE RATED	1	UL U906
P1A	1 1/2"	7/8" METAL FURRING W/ 5/8" GWB TO EXTEND 6" MIN ABOVE CEILING		
P2A	2 1/8"	1 1/2" METAL FURRING W/ 5/8" GWB TO EXTEND 6" MIN ABOVE CEILING		
P4A	4 1/4"	3 5/8" METAL STUD W/ 5/8" GWB ONE SIDE TO EXTEND 6" MIN ABOVE CEILING		
P4B	4 1/4"	3 5/8" METAL STUD W/ 5/8" GWB ONE SIDE TO EXTEND TO UNDERSIDE OF DECK		
P4S	4 1/4"	3 5/8" METAL STUD W/ 5/8" GWB ONE SIDE	SMOKE	
P7	4 7/8"	3-5/8" METAL STUD W/ 5/8" GYPSUM WALL BOARD EACH SIDE TO EXTEND TO BOTTOM OF COUNTERTOP		
P7A	4 7/8"	3-5/8" METAL STUD W/ 5/8" GYPSUM WALL BOARD EACH SIDE TO EXTEND 6" MIN ABOVE CEILING		
P7B	4 7/8"	3-5/8" METAL STUD W/ 5/8" GYPSUM WALL BOARD EACH SIDE TO EXTEND TO UNDERSIDE OF DECK		
P7R	4 7/8"	3-5/8" METAL STUD W/ 5/8" TYPE X GYPSUM WALL BOARD EACH SID. 30 MIN FIRE RATED	0.5	UL U419
P7S	4 7/8"	3-5/8" METAL STUD W/ 5/8" GYPSUM WALL BOARD EACH SIDE	SMOKE	
P8A	7 1/4"	6" METAL STUD W/ 5/8" GYPSUM WALL BOARD EACH SIDE TO EXTEND 6" ABOVE CEILING		
P8B	7 1/4"	6" METAL STUD W/ 5/8" GYPSUM WALL BOARD EACH SIDE TO EXTEND TO UNDERSIDE OF DECK		
P8R	7 1/4"	6" METAL STUD W/ 5/8" TYPE X GYPSUM WALL BOARD EACH SIDE. 30 MIN FIRE RATED	0.5	UL U419
P8S	7 1/4"	6" METAL STUD W/ 5/8" GYPSUM WALL BOARD EACH SIDE	SMOKE	
P9A	9 1/4"	8" METAL STUD W/ 5/8" GYPSUM WALL BOARD EACH SIDE TO EXTEND 6" ABOVE CEILING		

GENERAL DIMENSION PLAN NOTES

1	G.C. SHALL VERIFY ALL DIMENSIONS AND CONDITIONS PRIOR TO THE COMMENCEMENT OF WORK. REPORT ANY DISCREPANCIES TO THE ARCHITECT BEFORE PROCEEDING WITH ANY WORK.
2	ALL DOOR JAMBS IN METAL STUD WALL SHALL BE A MINIMUM OF 4" FROM ADJACENT / PERPENDICULAR WALLS UNLESS NOTED OTHERWISE.

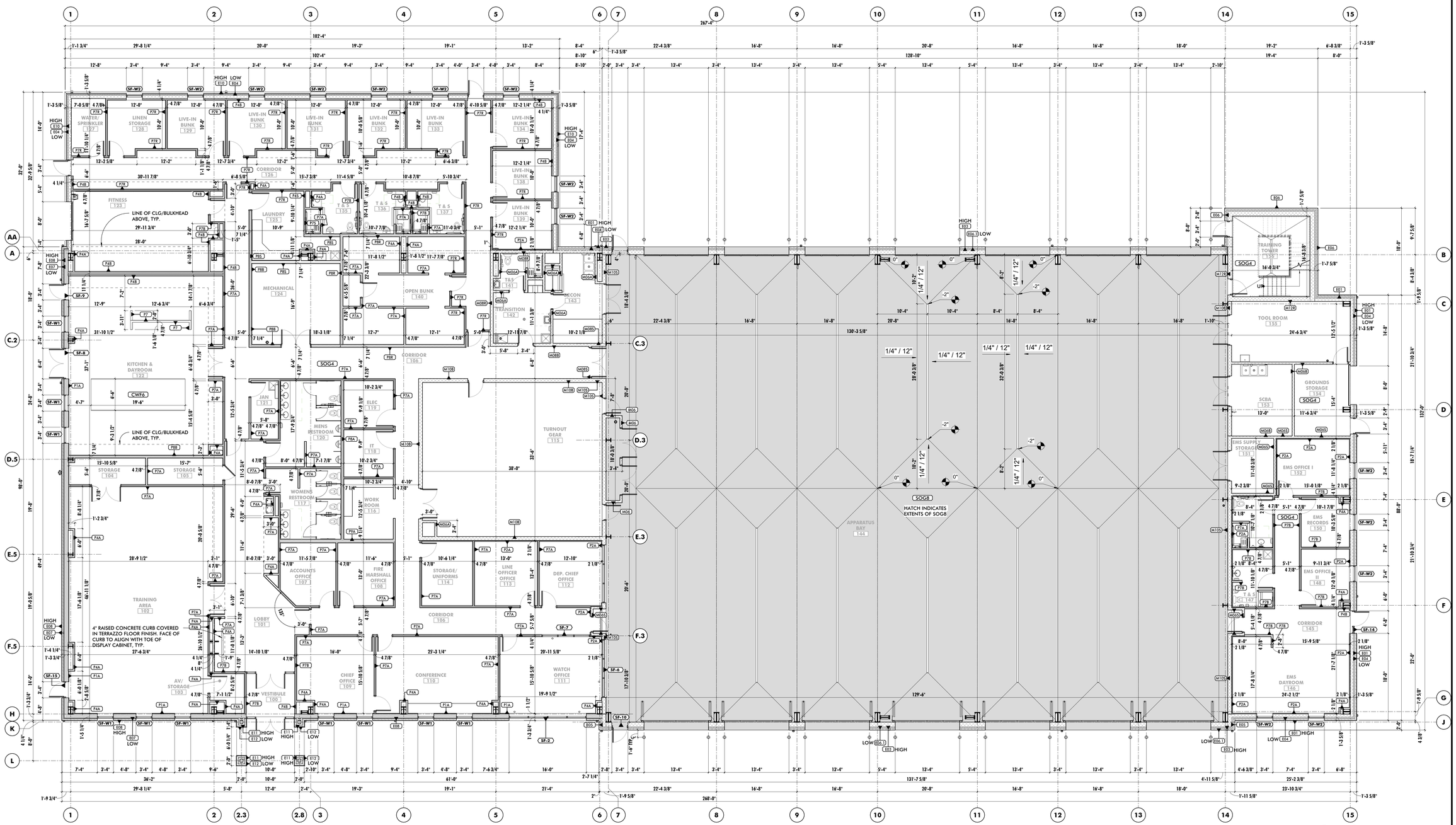

1 FIRST FLOOR DIMENSION PLAN
1/8" = 1'-0"

STUDIOS
ARCHITECTURE + MASTER PLANNING
8098 SANDPIPER CIR, SUITE H
NOTTINGHAM, MD 21236
☎ 410-344-1460
INFO@MWSARCH.COM
WWW.MWSARCH.COM

SEAL:

I HEREBY CERTIFY THAT THESE DOCUMENTS WERE PREPARED OR APPROVED BY ME, AND THAT I AM A DULY LICENSED PROFESSIONAL ARCHITECT UNDER THE LAWS OF THE STATE OF PENNSYLVANIA.

LICENSE NUMBER: #RA405311
EXPIRATION DATE: 6-30-2027

EXETER TOWNSHIP
EMERGENCY SERVICES FACILITY
70 GIBRALTAR ROAD
READING, PA 19606

PROJECT NUMBER: 25-049

SUBMISSION:
BID SET

ORIGINAL ISSUE DATE:
10/01/2026

SHEET REVISION SCHEDULE:
No. DATE

DIMENSION PLAN

SHEET NUMBER:
A102

10/1/2026 9:56:04 PM

ALL DRAWINGS ARE PROTECTED BY FEDERAL COPYRIGHT BY MANNS WOODWARD STUDIOS, INC. AND CAN NOT BE REPRODUCED OR MODIFIED IN ANY MANNER WITHOUT WRITTEN PERMISSION. DOCUMENTS MAY NOT BE USED IN PART OR WHOLE TO DEVELOP THE DESIGN OF ANOTHER BUILDING WITHOUT EXPRESS WRITTEN PERMISSION BY MANNS WOODWARD STUDIOS.

GENERAL UNDER-SLAB RADON/SOIL GAS COLLECTION PIPE SYSTEM NOTES:

1. THE SPECIFIED VAPOR RETARDER SHALL SERVE AS THE SOIL GAS RETARDER UNDER THE ENTIRE SLAB, INCLUDING APPARATUS BAYS.
2. PROVIDE A TEE OR CROSS AT EVERY PIPE INTERSECTION.
3. CAP ALL PIPE ENDS.
4. MAINTAIN 12" CLEAR OF FOOTINGS, FOUNDATION WALLS, GRADE BEAMS, ET CETERA.
5. CROSS UNDER SLAB SANITARY / TRENCH DRAIN PIPING WITHOUT CUTTING; COORDINATE INVERTS.
6. COORDINATE WITH DEPRESSED SLAB LOCATIONS TO RUN PIPE CLEAR OF DEPRESSIONS.
7. ALL VENT PIPES SHALL EXIT THROUGH THE ROOF TO A GOOSENECK EXHAUST.

GENERAL SLAB / MASONRY PLAN NOTES

1	DATUM ELEVATIONS ARE PROVIDED FOR REFERENCE. CONTRACTOR SHALL BE RESPONSIBLE FOR SLOPING SLABS AS REQUIRED TO PROVIDE PROPER FALL TOWARDS FLOOR DRAINS AS NECESSARY
2	REFERENCE PLUMBING DRAWINGS FOR ALL DRAIN LOCATIONS
3	REFERENCE STRUCTURAL DRAWINGS FOR ADDITIONAL INFORMATION ON CONTROL/EXPANSION JOINTS AND REINFORCING
4	CONTRACTOR SHALL COORDINATE FINAL LOCATION/SIZE REQUIREMENTS OF ALL EQUIPMENT SLABS PRIOR TO POURING

SLAB PLAN LEGEND

- DEPRESSED SLAB, SEE PLAN FOR DEPTH
- RAISED SLAB, SEE PLAN FOR HEIGHT

EDGE OF FOOTINGS, TYP.

4" PERFORATED RADON/SOIL GAS COLLECTION PIPING, 25'-0" O.C., MAX. SEE SPECIFICATIONS.

TRENCH DRAINS FOR SHOWERS, TYPICAL

DEPRESSED SLAB FOR SHOWERS, TYPICAL

RUN BELOW FOUNDATION IN STONE FILLED TRENCH

EXTEND 4" PERFORATED PIPE 10'-0" MIN.

SOG4

RUN BELOW FOUNDATION IN STONE FILLED TRENCH

4" PERFORATED RADON/SOIL GAS COLLECTION PIPING, 25'-0" O.C., MAX. SEE SPECIFICATIONS.

EXTEND 4" PERFORATED PIPE 10'-0" MIN.

HATCH INDICATES EXTENTS OF SOG8

SOG8

FLOOR SLOPE NOTES TYPICAL AT ALL BAYS

4" PERFORATED RADON/SOIL GAS COLLECTION PIPING, 25'-0" O.C., MAX. SEE SPECIFICATIONS.

CONCEALED CANTILEVERED STEEL STRUCTURE TO SUPPORT WORLD TRADE CENTER STEEL. GC TO COORDINATE WITH OWNER PROVIDED STEEL PRIOR TO FABRICATION, TYP.

4" RAISED CONCRETE CURB COVERED IN TERRAZZO FLOOR FINISH. FACE OF CURB TO ALIGN WITH TOE OF DISPLAY CABINET, TYP.

SLAB TO BE THICKENED 4" UNDER STEEL SUPPORTS, TYP.

CONCRETE TURN-DOWN PAD W/ DOWELS, TYP.

NO SLOPE

SLOPE

1/4" / 12"

1/8" / 12"

1 SLAB/MASONRY DIAGRAM

1/8" = 1'-0"

MW STUDIOS
ARCHITECTURE + MASTER PLANNING
8098 SANDPIPER CIR, SUITE H
NOTTINGHAM, MD 21236
410-344-1460
INFO@MWSARCH.COM
WWW.MWSARCH.COM

SEAL:

REGISTERED ARCHITECT COMMONWEALTH OF PENNSYLVANIA RA405311 MANNS WOODWARD STUDIOS

I HEREBY CERTIFY THAT THESE DOCUMENTS WERE PREPARED OR APPROVED BY ME, AND THAT I AM A DULY LICENSED PROFESSIONAL ARCHITECT UNDER THE LAWS OF THE STATE OF PENNSYLVANIA.

LICENSE NUMBER: #RA405311
EXPIRATION DATE: 6-30-2027

EXETER TOWNSHIP
EMERGENCY SERVICES FACILITY
70 GIBRALTAR ROAD
READING, PA 19606

PROJECT NUMBER: 25-049

SUBMISSION:
BID SET

ORIGINAL ISSUE DATE:
10/01/2026

SHEET REVISION SCHEDULE:
No. DATE

SLAB/MASONRY DIAGRAM

SHEET NUMBER:

A103

10/1/2026 9:56:05 PM

ALL DRAWINGS ARE PROTECTED BY FEDERAL COPYRIGHT BY MANNS WOODWARD STUDIOS, INC. AND CAN NOT BE REPRODUCED OR MODIFIED IN ANY MANNER WITHOUT WRITTEN PERMISSION. DOCUMENTS MAY NOT BE USED IN PART OR WHOLE TO DEVELOP THE DESIGN OF ANOTHER BUILDING WITHOUT EXPRESS WRITTEN PERMISSION BY MANNS WOODWARD STUDIOS.

GENERAL FINISH NOTES

1	ALL MECHANICAL, ELECTRICAL, PLUMBING, AND SPRINKLER WORK TO OCCUR IN AREAS WHERE THE STRUCTURE IS EXPOSED SHALL BE EXECUTED IN A COORDINATED, NEAT AND WORKMANLIKE MANNER. AT A MINIMUM ALL WIRING SHALL BE RUN THROUGH CONDUITS, PIPE AND DUCT INSULATION SHALL BE NEATLY INSTALLED AND PAINTABLE. ALL PENETRATIONS SHALL EITHER BE NEATLY COPED OR UTILIZE PAINTABLE ESCUTCHEONS/COVER PLATES. ALL PIPES AND DUCTS SHALL BE RUN EITHER PERPENDICULAR OR PARALLEL TO WALL CONSTRUCTION AND SHALL BE INSTALLED AT THE SAME NOMINAL ELEVATION OR SLOPE. ALL MATERIALS AND INSTALLATION METHODS SHALL COMPLY WITH APPLICABLE CODES AND STANDARDS. WHERE MECHANICAL, ELECTRICAL, AND PLUMBING DRAWINGS INDICATE OTHER REQUIREMENTS, THE GREATER QUALITY SHALL PREVAIL.
2	WALLS TO BE PAINTED P-1 U.N.O. IN FINISH SCHEDULE.
3	REFER TO A700 SERIES FOR ADDITIONAL FINISH REQUIREMENTS.
4	DO NOT MAKE INDELIBLE MARKS ON PORTIONS OF SLAB THAT WILL BE VISIBLE INCLUDING, BUT NOT LIMITED TO PERMANENT MARKER, PAINT, ETCHED LINES OR PINS. REMOVE ALL STAINS, MARKING, DISCOLORATIONS, AND VISIBLE SOILS FROM CONCRETE BEFORE APPLYING SEALER.
5	PROVIDE CORNER GUARDS AT OUTSIDE CORNERS AT INTERIOR PARTITIONS; CG-1. REFER TO FINISH PLAN FOR CORNER GUARD LOCATIONS. CORNER GUARDS TO BE 4' HIGH AFF.
6	INTERIOR WINDOW SILLS TO BE SS-1 WITH 1" OVERHANG.
7	REFER TO A800 SERIES REFLECTED CEILING PLAN FOR CEILING TYPES/FINISHES.
8	REFER TO FLOORING TRANSITION DETAILS FOR TRANSITION STRIPS (TS-#) DETAILS AND THRESHOLD (TH-#) DETAILS.
9	ALL FLOOR FINISHES TO EXTEND UNDERNEATH COUNTERTOPS U.N.O.
10	PROVIDE LEVEL 5 FINISH WHERE DIGITAL WALLCOVERING IS BEING CALLED OUT
11	HOUSEKEEPING PADS TO BE BROOM FINISH SEALED CONCRETE

REFERENCED NOTES - FINISHES

NO.	NOTE
1	PROVIDE CUSTOM TERRAZZO DEPARTMENT SEAL WITHIN TERRAZZO FLOORING. PROVIDE UP TO 8 COLORS
2	INSTALL VINYL DEPARTMENT SEAL OVER RESIN FLOORING AND BENEATH CLEAR PROTECTIVE TOP COAT. PROVIDE UP TO 5 COLORS
3	INSTALL VINYL ETFD MALTESE OVER RESIN FLOORING AND BENEATH CLEAR PROTECTIVE TOP COAT. PROVIDE UP TO 3 COLORS
4	PROVIDE CUSTOM RUBBER ETFD MALTESE WITHIN RUBBER FLOORING. PROVIDE UP TO 3 COLORS
5	PROVIDE CUSTOM TERRAZZO DEPARTMENT SEAL WITHIN TERRAZZO FLOORING. PROVIDE UP TO 8 COLORS. TO BE A BID ADD ALTERNATE.

SCHEDULE - MATERIAL FINISH KEY

FINISH MARK	DESCRIPTION	BOD MANUFACTURER	BOD MODEL/PRODUCT LINE	BOD COMMENTS
B-1	4"H RUBBER COVE BASE	TARKETT	63 BURNT UMBER B	
B-2	8"H RESINOUS COVE BASE- APP BAY	KEY RESIN	KEY MORTAR SLT / DARK GREY - SOLID	BASE TO BE ONE (1) COURSE HIGH
B-3	4"H TERRAZZO BASE	KEY RESIN	KEY EPOXY TERRAZZO / BURDEAUX BRICK	
CG-1	4'H X 2" LEG CORNER GUARD	ACROVYN	CO-8	
CT-1	12" X 24" PORCELAIN TILE- FLOOR	FLORIDA TILE	AURA ANTARCTICA CHARCOAL	GROUT: MAPEI 5047 CHARCOAL
CT-2	12" x 24" PORCELAIN TILE- WALL	FLORIDA TILE	HIGH RIDGE STARDUST WHITE	GROUT: MAPEI 5001 ALABASTER
CT-3	2.3" X 10" GLAZED PORCELAIN TILE - MATTE FINISH	ARCHITESSA	OXFORD BRICK SUNSET	GROUT: MAPEI 5047 CHARCOAL
FRP-1	FIBER REINFORCED PLASTIC	MARLITE	WHITE / PEBBLE FINISH	
HPC-1	HIGH PREFORMANCE COATING	SHERWIN WILLIAMS	SW7051 REPOSE GRAY	
HPC-3	HIGH PREFORMANCE COATING	SHERWIN WILLIAMS	SW7005 PURE WHITE	
HPC-4	HIGH PREFORMANCE COATING	SHERWIN WILLIAMS	SW9170 ACIER	
KX-1	18" x 36" KINETEX TILE	J&J FLOORING	Z FACTOR 2869 EFFECT	PARQUET INSTALLATION
P-1	PAINT, FIELD	SHERWIN WILLIAMS	SW7051 REPOSE GRAY	
P-2	PAINT, TRIM	SHERWIN WILLIAMS	SW7069 IRON ORE	
P-3	PAINT, ACCENT	SHERWIN WILLIAMS	SW6516 DOWN POUR	
P-4	PAINT, CEILING	SHERWIN WILLIAMS	SW7005 PURE WHITE	
PL-1	PLASTIC LAMINATE	WILSONART	WALNUT PB MELLOW 8278K-05	
PL-2	PLASTIC LAMINATE	WILSON ART	SHADOW ZEPHYR	
PU-1	CABINET PULL	RICHELIEU	MODERN STAINLESS STEEL PULLS - MATTE BLACK - BP8160160 - 7 1/2" X 1 3/32	
PU-2	CABINET PULL	RICHELIEU	MODERN STAINLESS STEEL PULLS - MATTE BLACK - BP8160304 - 14 7/16" X 2"	
QZ-1	QUARTZ COUNTERTOP	SILESTONE	PEITRA POLISHED	
QZ-2	QUARTZ COUNTERTOP	CORIAN	CONCRETE CARRARA	
RES-1	APPARATUS BAY FLOORING	KEY RESIN	KEY CHIP-100 FLOORING / DARK GREY - SOLID	
RES-2	APPARATUS BAY FLOORING	KEY RESIN	KEY MORTAR SLT / RED - SOLID	
RES-3	APPARATUS BAY FLOORING	KEY RESIN	KEY MORTAR SLT / YELLOW - SOLID	
RES-4	APPARATUS BAY FLOORING	KEY RESIN	KEY MORTAR SLT / WHITE - SOLID	
RES-6	HIGH-BUILD WALL COATING	KEY RESIN	KEY HIGH-BUILD WALL COATING - WHITE SOLID	
RF-1	RUBBER SPORTS FLOORING- ROLL	REGUPOL	AKTIV ESSENTIAL - 10109 RAGING RED	
RF-2	VINYL STAIR NOSING	TARKETT	SVCD-63-A	
SC-1	SEALED CONCRETE	CONCRETE SEALERS USA	TS210	
SDT-1	STATIC DISSIPATIVE TILE	ARMSTRONG	EXCELON SDT 51957 RIDGE	
SS-1	SOLID SURFACE COUNTERTOP	CORIAN	ARTISTA CANVAS	
SS-2	SOLID SURFACE SHOWER SURROUND	INPRO	GLACIER P9055	
ST-1	DOOR STAIN	MINWAX	SMOKED WOOD	
TP-1	TOILET PARTITION - PHENOLIC	BRADLEY	CHARCOAL GRAY	
TZ-1	TERRAZZO FLOORING	KEY RESIN	KEY EPOXY TERRAZZO / BURDEAUX BRICK	
UP-1	URINAL PARTITION - PHENOLIC	BRADLEY	CHARCOAL GRAY	
WC-1	DIGITAL WALL COVERING	SIGNPROS	CUSTOM DIGITAL WALL WRAPS	GC TO COORDINATE WITH OWNER PROVIDED IMAGERY
WOC-1	18" X 36" WALK OFF CARPET	PATCRAFT	NAVIGATE IT - HAILSTORM	MONOLITHIC INSTALLATION

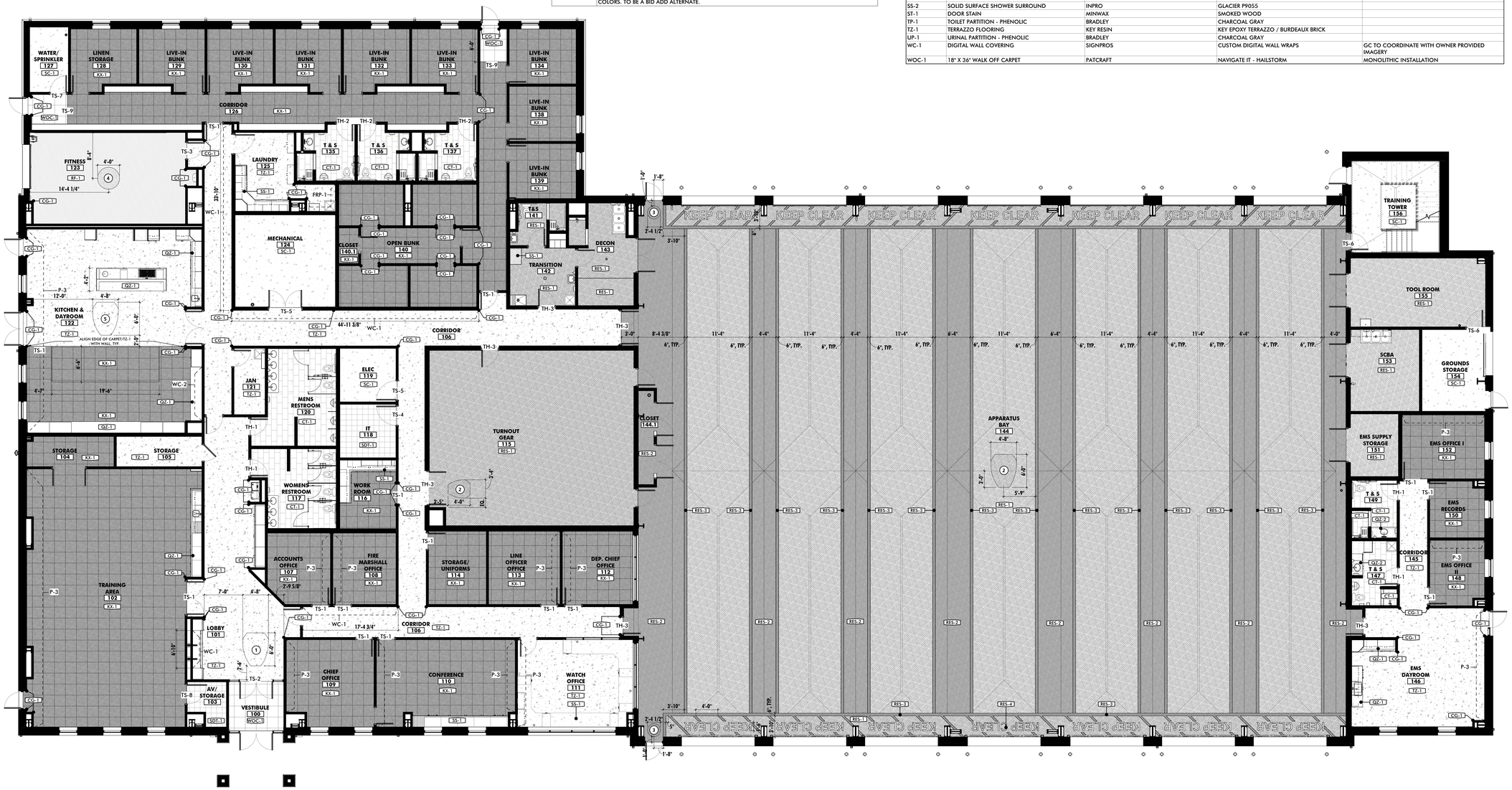

1 **FIRST FLOOR FINISH PLAN**
1/8" = 1'-0"

MW STUDIOS
ARCHITECTURE + MASTER PLANNING
8098 SANDPIPER CIR, SUITE H
NOTTINGHAM, MD 21236
☎ 410-344-1460
INFO@MWSARCH.COM
WWW.MWSARCH.COM

SEAL:

I HEREBY CERTIFY THAT THESE DOCUMENTS WERE PREPARED OR APPROVED BY ME, AND THAT I AM A DULY LICENSED PROFESSIONAL ARCHITECT UNDER THE LAWS OF THE STATE OF PENNSYLVANIA.

LICENSE NUMBER: #RA405311
EXPIRATION DATE: 6-30-2027

EXETER TOWNSHIP
EMERGENCY SERVICES FACILITY
70 GIBRALTAR ROAD
READING, PA 19606

PROJECT NUMBER: 25-049

SUBMISSION:
BID SET

ORIGINAL ISSUE DATE:
10/01/2026

SHEET REVISION SCHEDULE:
No. DATE

FINISH PLAN

SHEET NUMBER:
A104

10/1/2026 9:56:11 PM

ALL DRAWINGS ARE PROTECTED BY FEDERAL COPYRIGHT BY MANNS WOODWARD STUDIOS, INC. AND CAN NOT BE REPRODUCED OR MODIFIED IN ANY MANNER WITHOUT WRITTEN PERMISSION. DOCUMENTS MAY NOT BE USED IN PART OR WHOLE TO DEVELOP THE DESIGN OF ANOTHER BUILDING WITHOUT EXPRESS WRITTEN PERMISSION BY MANNS WOODWARD STUDIOS.

SCHEDULE - FINISHES

RM #	ROOM NAME	FLOOR FINISH	BASE	WALL FINISH NORTH	WALL FINISH SOUTH	WALL FINISH EAST	WALL FINISH WEST	CEILING FINISH	REMARKS
100	VESTIBULE	WOC-1	B-1	P-1	P-1	P-1	P-1	CLG-1	
101	LOBBY	TZ-1	B-3	P-1	P-1	P-1	P-1/WC-1	CLG-1/CLG-2	
102	TRAINING AREA	KX-1	B-1	P-1	P-1	P-1/CT-3	P-3	CLG-1A/CLG-2	
103	AV/ STORAGE	SDT-1	B-1	P-1	P-1	P-1	P-1	CLG-1	
104	STORAGE	KX-1	B-1	P-1	P-1	P-1	P-1	CLG-1	
105	STORAGE	TZ-1	B-3	P-1	P-1	P-1	P-1	CLG-1	
106	CORRIDOR	TZ-1	B-3	P-1/WC-1	P-1	P-1/WC-1	P-1	CLG-1	ALTERNATE #9: PROVIDE RESINOUS FLOOR FINISH IN LIEU OF BASE BID TERRAZZO FLOOR AND WALL BASE. SEE FINISH FLOOR PLAN FOR WC LOCATIONS
107	ACCOUNTS OFFICE	KX-1	B-1	P-1	P-1	P-3	P-1	CLG-1A	
108	FIRE MARSHALL OFFICE	KX-1	B-1	P-1	P-1	P-1	P-3	CLG-1A	
109	CHIEF OFFICE	KX-1	B-1	P-1	P-1	P-1	P-1/P-3	CLG-1A	
110	CONFERENCE	KX-1	B-1	P-1	P-1	P-3	P-3	CLG-1A	
111	WATCH OFFICE	TZ-1	B-3	P-1	P-1	P-1	P-3	CLG-1A	ALTERNATE #9: PROVIDE RESINOUS FLOOR FINISH IN LIEU OF BASE BID TERRAZZO FLOOR AND WALL BASE
112	DEP. CHIEF OFFICE	KX-1	B-1	P-1	P-1	P-1	P-3	CLG-1A	
113	LINE OFFICER OFFICE	KX-1	B-1	P-1	P-1	P-3	P-1	CLG-1A	
114	STORAGE/ UNIFORMS	KX-1	B-1	P-1	P-1	P-1	P-1	CLG-1	
115	TURNOUT GEAR	RES-1	B-2	HPC-1	HPC-1	HPC-1	HPC-1	CLG-3	
116	WORK ROOM	KX-1	B-1	P-1	P-1	P-1	P-1	CLG-1/CLG-2	
117	WOMENS RESTROOM	CT-1	-	CT-2	CT-2	CT-2	CT-2	CLG-2A	
118	IT	SDT-1	B-1	P-1	P-1	P-1	P-1	CLG-1	
119	ELEC	SC-1	B-1	P-1	P-1	P-1	P-1	CLG-1A	
120	MENS RESTROOM	CT-1	-	CT-2	CT-2	CT-2	CT-2	CLG-2A	
121	JAN	TZ-1	B-3	FRP-1	FRP-1	FRP-1	FRP-1	CLG-1	
122	KITCHEN & DAYROOM	TZ-1/KX-1	B-3/B-1	P-1/CT-3	P-1/CT-3	P-1/CT-3/WC-2	P-3	CLG-1A/CLG-2	ALTERNATE #9: PROVIDE RESINOUS FLOOR FINISH IN LIEU OF BASE BID TERRAZZO FLOOR AND WALL BASE
123	FITNESS	RF-1	B-1	P-1	P-1	P-1	P-1	EXP/ CLG-1/CLG-2	
124	MECHANICAL	SC-1	B-1	HPC-1	HPC-1	HPC-1	HPC-1	EXPOSED	
125	LAUNDRY	TZ-1	B-3	P-1	P-1/FRP-1	P-1/FRP-1	P-1/FRP-1	CLG-1	ALTERNATE #9: PROVIDE RESINOUS FLOOR FINISH IN LIEU OF BASE BID TERRAZZO FLOOR AND WALL BASE
126	CORRIDOR	KX-1/WOC-1	B-1	P-1	P-1	P-1	P-1	CLG-1/CLG-2	ALTERNATE #9: PROVIDE RESINOUS FLOOR FINISH IN LIEU OF BASE BID TERRAZZO FLOOR AND WALL BASE
127	WATER/ SPRINKLER	SC-1	B-1	HPC-1	HPC-1	HPC-1	HPC-1	EXPOSED	
128	LINEN STORAGE	KX-1	B-1	P-1	P-1	P-1	P-1	CLG-1	
129	LIVE-IN BUNK	KX-1	B-1	P-1	P-1	P-1	P-1	CLG-1	
130	LIVE-IN BUNK	KX-1	B-1	P-1	P-1	P-1	P-1	CLG-1	
131	LIVE-IN BUNK	KX-1	B-1	P-1	P-1	P-1	P-1	CLG-1	
132	LIVE-IN BUNK	KX-1	B-1	P-1	P-1	P-1	P-1	CLG-1	
133	LIVE-IN BUNK	KX-1	B-1	P-1	P-1	P-1	P-1	CLG-1	
134	LIVE-IN BUNK	KX-1	B-1	P-1	P-1	P-1	P-1	CLG-1	
135	T & S	CT-1	-	CT-2/SS-2	CT-2/SS-2	CT-2/SS-2	CT-2/SS-2	CLG-2	
136	T & S	CT-1	-	CT-2/SS-2	CT-2/SS-2	CT-2/SS-2	CT-2/SS-2	CLG-2	
137	T & S	CT-1	-	CT-2/SS-2	CT-2/SS-2	CT-2/SS-2	CT-2/SS-2	CLG-2	
138	LIVE-IN BUNK	KX-1	B-1	P-1	P-1	P-1	P-1	CLG-1	
139	LIVE-IN BUNK	KX-1	B-1	P-1	P-1	P-1	P-1	CLG-1	
140	OPEN BUNK	KX-1	B-1	P-1	P-1	P-1	P-1	CLG-1	
140.1	CLOSET	KX-1	B-1	P-1	P-1	P-1	P-1	CLG-1	
141	T&S	RES-1	B-2	HPC-1/RES-6	HPC-1/RES-6	HPC-1/RES-6	HPC-1/RES-6	CLG-2	
142	TRANSITION	RES-1	B-2	HPC-1	HPC-1	HPC-1	HPC-1	CLG-1	
143	DECON	RES-1	B-2	HPC-1/RES-6	HPC-1/RES-6	HPC-1/RES-6	HPC-1/RES-6	CLG-2/CLG-3	
144	APPARATUS BAY	RES-1/RES-2/RES-3/RES-4	B-2	HPC-1/HPC-4	HPC-1/HPC-4	HPC-1/HPC-4	HPC-1/HPC-4	EXPOSED/CLG-2	
144.1	CLOSET	RES-2	B-2	HPC-1	HPC-1	HPC-1	HPC-1	EXPOSED	
145	CORRIDOR	TZ-1	B-3	P-1	P-1	P-1	P-1	CLG-1	ALTERNATE #10: PROVIDE RESINOUS FLOOR FINISH IN LIEU OF BASE BID TERRAZZO FLOOR AND WALL BASE
146	EMS DAYROOM	TZ-1	B-3	P-1	P-1	P-1/P-3	P-1	CLG-1/CLG-2	ALTERNATE #10: PROVIDE RESINOUS FLOOR FINISH IN LIEU OF BASE BID TERRAZZO FLOOR AND WALL BASE
147	T & S	CT-1	-	CT-2/SS-2	CT-2/SS-2	CT-2/SS-2	CT-2	CLG-2	
148	EMS OFFICE II	KX-1	B-1	P-3	P-1	P-1	P-1	CLG-1	
149	T & S	CT-1	-	CT-2/SS-2	CT-2/SS-2	CT-2/SS-2	CT-2/SS-2	CLG-2	
150	EMS RECORDS	KX-1	B-1	P-1	P-1	P-1	P-1	CLG-1	
151	EMS SUPPLY STORAGE	RES-1	B-2	HPC-1	HPC-1	HPC-1	HPC-1	EXPOSED	
152	EMS OFFICE I	KX-1	B-1	P-3	P-1	P-1	P-1	CLG-1	
153	SCBA	RES-1	B-2	HPC-1	HPC-1	HPC-1	HPC-1	EXPOSED	
154	GROUNDS STORAGE	SC-1	-	HPC-1	HPC-1	HPC-1	HPC-1	EXPOSED	
155	TOOL ROOM	RES-1	B-2	HPC-1	HPC-1	HPC-1	HPC-1	EXPOSED	
156	TRAINING TOWER	SC-1	B-1	HPC-1	HPC-1	HPC-1	HPC-1	EXPOSED	FINISH TO BE APPLIED TO ALL RISERS AND LANDINGS THROUGHOUT THE TOWER
200	MEZZANINE	SC-1	-	HPC-1	HPC-1	HPC-1	HPC-1	EXPOSED	
201	COMPRESSOR	SC-1	-	HPC-1	HPC-1	HPC-1	HPC-1	EXPOSED	

SCHEDULE - MATERIAL FINISH KEY

FINISH MARK	DESCRIPTION	BOD MANUFACTURER	BOD MODEL/PRODUCT LINE	BOD COMMENTS
B-1	4"H RUBBER COVE BASE	TARKETT	63 BURNT UMBER B	
B-2	8"H RESINOUS COVE BASE- APP BAY	KEY RESIN	KEY MORTAR SLT / DARK GREY - SOLID	BASE TO BE ONE (1) COURSE HIGH
B-3	4"H TERRAZZO BASE	KEY RESIN	KEY EPOXY TERRAZZO / BURDEAUX BRICK	
CG-1	4'H X 2' LEG CORNER GUARD	ACROVYN	CO-8	
CT-1	12" X 24" PORCELAIN TILE- FLOOR	FLORIDA TILE	AURA ANTARCTICA CHARCOAL	GROUT: MAPEI 5047 CHARCOAL
CT-2	12" x 24" PORCELAIN TILE- WALL	FLORIDA TILE	HIGH RIDGE STARDUST WHITE	GROUT: MAPEI 5001 ALABASTER
CT-3	2.3" X 10" GLAZED PORCELAIN TILE - MATTE FINISH	ARCHITESSA	OXFORD BRICK SUNSET	GROUT: MAPEI 5047 CHARCOAL
FRP-1	FIBER REINFORCED PLASTIC	MARLITE	WHITE / PEBBLE FINISH	
HPC-1	HIGH PREFORMANCE COATING	SHERWIN WILLIAMS	SW7051 REPOSE GRAY	
HPC-3	HIGH PREFORMANCE COATING	SHERWIN WILLIAMS	SW7005 PURE WHITE	
HPC-4	HIGH PREFORMANCE COATING	SHERWIN WILLIAMS	SW9170 ACIER	
KX-1	18" x 36" KINETEX TILE	J&J FLOORING	Z FACTOR 2869 EFFECT	PARQUET INSTALLATION
P-1	PAINT, FIELD	SHERWIN WILLIAMS	SW7051 REPOSE GRAY	
P-2	PAINT, TRIM	SHERWIN WILLIAMS	SW7049 IRON ORE	
P-3	PAINT, ACCENT	SHERWIN WILLIAMS	SW6516 DOWN POUR	
P-4	PAINT, CEILING	SHERWIN WILLIAMS	SW7005 PURE WHITE	
PL-1	PLASTIC LAMINATE	WILSONART	WALNUT PB MELLOW 8278K-05	
PL-2	PLASTIC LAMINATE	WILSON ART	SHADOW ZEPHYR	
PU-1	CABINET PULL	RICHELIEU	MODERN STAINLESS STEEL PULLS - MATTE BLACK - BP8160160 - 7 1/2" X 1 3/32	
PU-2	CABINET PULL	RICHELIEU	MODERN STAINLESS STEEL PULLS - MATTE BLACK - BP8160304 - 14 7/16" X 2"	
QZ-1	QUARTZ COUNTERTOP	SILESTONE	PEITRA POLISHED	
QZ-2	QUARTZ COUNTERTOP	CORIAN	CONCRETE CARRARA	
RES-1	APPARATUS BAY FLOORING	KEY RESIN	KEY CHIP-100 FLOORING / DARK GREY - SOLID	
RES-2	APPARATUS BAY FLOORING	KEY RESIN	KEY MORTAR SLT / RED - SOLID	
RES-3	APPARATUS BAY FLOORING	KEY RESIN	KEY MORTAR SLT / YELLOW - SOLID	
RES-4	APPARATUS BAY FLOORING	KEY RESIN	KEY MORTAR SLT / WHITE - SOLID	
RES-6	HIGH-BUILD WALL COATING	KEY RESIN	KEY HIGH-BUILD WALL COATING - WHITE SOLID	
RF-1	RUBBER SPORTS FLOORING- ROLL	REGUPOL	AKTIV ESSENTIAL - 10109 RAGING RED	
RF-2	VINYL STAIR NOSING	TARKETT	SVCD-63-A	
SC-1	SEALED CONCRETE	CONCRETE SEALERS USA	TS210	
SDT-1	STATIC DISSIPATIVE TILE	ARMSTRONG	EXCELON SDT 51957 RIDGE	
SS-1	SOLID SURFACE COUNTERTOP	CORIAN	ARTISTA CANVAS	
SS-2	SOLID SURFACE SHOWER SURROUND	INPRO	GLACIER P9055	
ST-1	DOOR STAIN	MINWAX	SMOKED WOOD	
TP-1	TOILET PARTITION - PHENOLIC	BRADLEY	CHARCOAL GRAY	
TZ-1	TERRAZZO FLOORING	KEY RESIN	KEY EPOXY TERRAZZO / BURDEAUX BRICK	
UP-1	URINAL PARTITION - PHENOLIC	BRADLEY	CHARCOAL GRAY	
WC-1	DIGITAL WALL COVERING	SIGNPROS	CUSTOM DIGITAL WALL WRAPS	GC TO COORDINATE WITH OWNER PROVIDED IMAGERY
WOC-1	18" X 36" WALK OFF CARPET	PATCRAFT	NAVIGATE IT - HAILSTORM	MONOLITHIC INSTALLATION

GENERAL FINISH NOTES

1	ALL MECHANICAL, ELECTRICAL, PLUMBING, AND SPRINKLER WORK TO OCCUR IN AREAS WHERE THE STRUCTURE IS EXPOSED SHALL BE EXECUTED IN A COORDINATED, NEAT AND WORKMANLIKE MANNER. AT A MINIMUM ALL WIRING SHALL BE RUN THROUGH CONDUITS, PIPE AND DUCT INSULATION SHALL BE NEATLY INSTALLED AND PAINTABLE. ALL PENETRATIONS SHALL EITHER BE NEATLY COPED OR UTILIZE PAINTABLE ESCUTCHEONS/COVER PLATES. ALL PIPES AND DUCTS SHALL BE RUN EITHER PERPENDICULAR OR PARALLEL TO WALL CONSTRUCTION AND SHALL BE INSTALLED AT THE SAME NOMINAL ELEVATION OR SLOPE. ALL MATERIALS AND INSTALLATION METHODS SHALL COMPLY WITH APPLICABLE CODES AND STANDARDS. WHERE MECHANICAL, ELECTRICAL, AND PLUMBING DRAWINGS INDICATE OTHER REQUIREMENTS, THE GREATER QUALITY SHALL PREVAIL.
2	WALLS TO BE PAINTED P-1 U.N.O. IN FINISH SCHEDULE.
3	REFER TO A700 SERIES FOR ADDITIONAL FINISH REQUIREMENTS.
4	DO NOT MAKE INDELIBLE MARKS ON PORTIONS OF SLAB THAT WILL BE VISIBLE INCLUDING, BUT NOT LIMITED TO PERMANENT MARKER, PAINT, ETCHED LINES OR PINS. REMOVE ALL STAINS, MARKING, DISCOLORATIONS, AND VISIBLE SOILS FROM CONCRETE BEFORE APPLYING SEALER.
5	PROVIDE CORNER GUARDS AT OUTSIDE CORNERS AT INTERIOR PARTITIONS; CG-1. REFER TO FINISH PLAN FOR CORNER GUARD LOCATIONS. CORNER GUARDS TO BE 4' HIGH AFF.
6	INTERIOR WINDOW SILLS TO BE SS-1 WITH 1" OVERHANG.
7	REFER TO A800 SERIES REFLECTED CEILING PLAN FOR CEILING TYPES/FINISHES.
8	REFER TO FLOORING TRANSITION DETAILS FOR TRANSITION STRIPS (TS-#) DETAILS AND THRESHOLD (TH-#) DETAILS.
9	ALL FLOOR FINISHES TO EXTEND UNDERNEATH COUNTERTOPS U.N.O.
10	PROVIDE LEVEL 5 FINISH WHERE DIGITAL WALLCOVERING IS BEING CALLED OUT
11	HOUSEKEEPING PADS TO BE BROOM FINISH SEALED CONCRETE

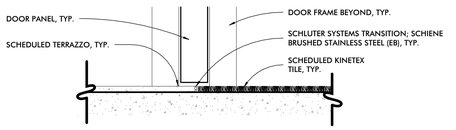

TS-1
TERRAZZO FLOORING - KINETEX TILE

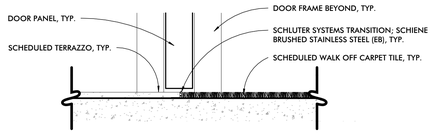

TS-2
TERRAZZO FLOORING - WALK OFF CARPET TILE

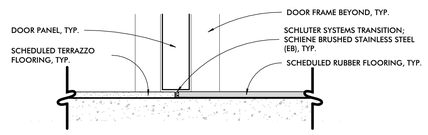

TS-3
TERRAZZO FLOORING - RUBBER FLOORING

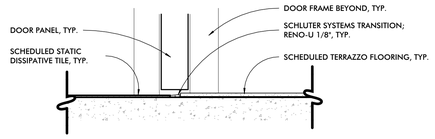

TS-4
STATIC DISSIPATIVE TILE - TERRAZZO FLOORING

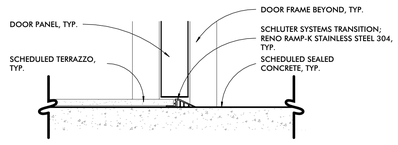

TS-5
TERRAZZO FLOORING - SEALED CONCRETE

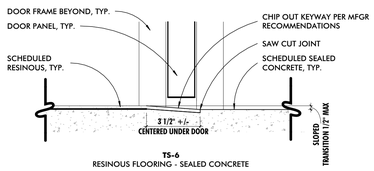

TS-6
RESINOUS FLOORING - SEALED CONCRETE

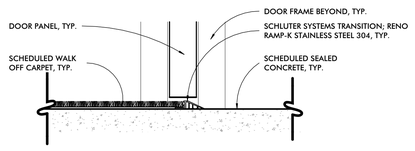

TS-7
WALK OFF CARPET - SEALED CONCRETE

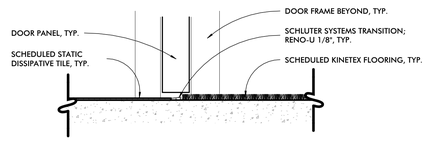

TS-8
STATIC DISSIPATIVE TILE - KINETEX FLOORING

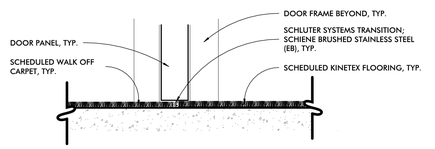

TS-9
WALK OFF CARPET - KINETEX FLOORING

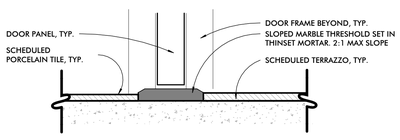

TH-1
PORCELAIN TILE - TERRAZZO FLOORING

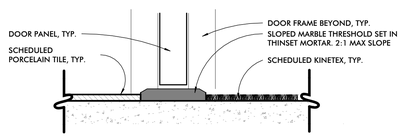

TH-2
PORCELAIN TILE - KINETEX FLOORING

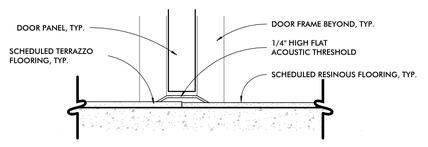

TH-3
TERRAZZO FLOORING - RESINOUS FLOORING

1 TRANSITION AND THRESHOLD DETAILS
3" = 1'-0"

ALL DRAWINGS ARE PROTECTED BY FEDERAL COPYRIGHT BY MANNS WOODWARD STUDIOS, INC. AND CAN NOT BE REPRODUCED OR MODIFIED IN ANY MANNER WITHOUT WRITTEN PERMISSION. DOCUMENTS MAY NOT BE USED IN PART OR WHOLE TO DEVELOP THE DESIGN OF ANOTHER BUILDING WITHOUT EXPRESS WRITTEN PERMISSION BY MANNS WOODWARD STUDIOS.

MW STUDIOS
ARCHITECTURE + MASTER PLANNING
8098 SANDPIPER CIR, SUITE H
NOTTINGHAM, MD 21236
410-344-1460
INFO@MWSARCH.COM
WWW.MWSARCH.COM

SEAL:



I HEREBY CERTIFY THAT THESE DOCUMENTS WERE PREPARED OR APPROVED BY ME, AND THAT I AM A DULY LICENSED PROFESSIONAL ARCHITECT UNDER THE LAWS OF THE STATE OF PENNSYLVANIA.

LICENSE NUMBER: #RA405311
EXPIRATION DATE: 6-30-2027

EXETER TOWNSHIP
EMERGENCY SERVICES FACILITY
70 GIBRALTAR ROAD
READING, PA 19606

PROJECT NUMBER: 25-049

SUBMISSION:
BID SET

ORIGINAL ISSUE DATE:
10/01/2026

SHEET REVISION SCHEDULE:
No. DATE

FINISH SCHEDULE

SHEET NUMBER:

A105

10/1/2026 9:56:13 PM

LEGEND - SPECIALTY SYSTEMS

TAG	FIXTURE / ACCESSORY	MANUFACTURER/MODEL
CR	CARD READER LOCATION	SYSTEM SHALL BE PROVIDED AND INSTALLED BY OWNER VENDOR, INCLUDING ALL ASSOCAITED DEVICES AND LOW-VOLTAGE WIRING. EC SHALL PROVIDE CONDUIT/CABLE TRAYS/PATHWAYS ONLY.
AD	INTERCOM STATION - DOOR LOCATION	SYSTEM SHALL BE PROVIDED AND INSTALLED BY OWNER VENDOR, INCLUDING ALL ASSOCAITED DEVICES AND LOW-VOLTAGE WIRING. EC SHALL PROVIDE CONDUIT/CABLE TRAYS/PATHWAYS ONLY.
AM	INTERCOM STATION - MASTER LOCATION	SYSTEM SHALL BE PROVIDED AND INSTALLED BY OWNER VENDOR, INCLUDING ALL ASSOCAITED DEVICES AND LOW-VOLTAGE WIRING. EC SHALL PROVIDE CONDUIT/CABLE TRAYS/PATHWAYS ONLY.
EP	EMERGENCY PHONE LOCATION	
DB	DOOR BUZZER LOCATION	SYSTEM SHALL BE PROVIDED AND INSTALLED BY OWNER VENDOR, INCLUDING ALL ASSOCAITED DEVICES AND LOW-VOLTAGE WIRING. EC SHALL PROVIDE CONDUIT/CABLE TRAYS/PATHWAYS ONLY.
INT	CAMERA LOCATION - GENERAL INTERIOR	SYSTEM SHALL BE PROVIDED AND INSTALLED BY OWNER VENDOR, INCLUDING ALL ASSOCAITED DEVICES AND LOW-VOLTAGE WIRING. EC SHALL PROVIDE CONDUIT/CABLE TRAYS/PATHWAYS ONLY.
EXT	CAMERA LOCATION - GENERAL EXTERIOR	

SCHEDULE - EQUIPMENT

MARK	DESCRIPTION	BOD MANUFACTURER	BOD MODEL	OWNER FURNISH AND INSTALL	OWNER FURNISH CONTRACTOR INSTALL	CONTRACTOR FURNISH AND INSTALL	COMMENTS
EQ1	REFRIGERATOR	WHIRLPOOL	WRFF3536S		●		ELECTRICAL PRIME CONTRACTOR TO PROVIDE POWER. PLUMBING PRIME CONTRACTOR TO PROVIDE WATER CONNECTION
EQ2	STANDARD LOCKERS - TUBULAR FRAME - 20x20x83	GEAR GRID	STANDARD FIRE STATION FRAME MOUNT LOCKERS		●		ELECTRICAL PRIME CONTRACTOR TO PROVIDE POWER CONNECTION WITH POWER BAR ACCESSORY
EQ3	COFFEE MAKER	T.B.D.	T.B.D.		●		ELECTRICAL PRIME CONTRACTOR TO PROVIDE POWER OUTLETS ABOVE COUNTER.
EQ4	MICROWAVE	SHARP	SMC2266KS		●		ELECTRICAL PRIME CONTRACTOR TO PROVIDE POWER OUTLETS ABOVE COUNTER
EQ5	PRINTER	T.B.D.	T.B.D.	●			ELECTRICAL PRIME CONTRACTOR TO PROVIDE DATA CONNECTION
EQ6	TELEVISION 43"	T.B.D.	T.B.D.		●		ELECTRICAL PRIME CONTRACTOR TO PROVIDE DATA CONNECTION. GENERAL CONTRACTOR TO PROVIDE BLOCKING IN WALL WITH LOW PROFILE TV MOUNTING BRACKET
EQ7	WALL MOUNTED 20X20X74 1/2 TURNOUT GEAR LOCKERS	GEAR GRID	WALL MOUNTED STORAGE SYSTEM		●		GENERAL CONTRACTOR TO PROVIDE W/ HANGER ROD, LOCKER DOOR W/ LOCKING CLASP & EXTRA ADJUSTABLE SHELF. ELECTRICAL PRIME CONTRACTOR TO PROVIDE POWER WITH POWER BAR ACCESSORY
EQ8	6 BURNER GAS RANGE	BLUE STAR	RNB366BV2		●		GAS SHUTOFF SWITCH PROVIDED BY FIRE STATION ALERTING MANUFACTURER
EQ9	CLOTHES DRYER	GE	GFD65GSSVWW		●		MECHANICAL PRIME CONTRACTOR TO PROVIDE DRYER VENT. ELECTRICAL PROME CONTRACTOR TO PROVIDE POWER OUTLET. PLUMBING PRIME CONTRACTOR TO PROVIDE GAS CONNECTION.
EQ10	CLOTHES WASHER	GE	GFW655SSVWW		●		PLUMBING PRIME CONTRACTOR TO PROVIDE WATER CONNECTION
EQ11	PPE DRYING CABINET	CIRCUL-AIR-CORP	PPE EXPRESS 6		●		MECHANICAL PRIME CONTRACTOR TO PROVIDE DRYER VENT. ELECTRICAL PROME CONTRACTOR TO PROVIDE POWER OUTLET. PLUMBING PRIME CONTRACTOR TO PROVIDE GAS CONNECTION.
EQ12	WASHER EXTRACTOR	CIRCUL-AIR-CORP	CACMWHD-55		●		PLUMBING PRIME CONTRACTOR TO PROVIDE WATER CONNECTION
EQ14	CLIMBMILL	N/A	N/A	●			ELECTRICAL PRIME CONTRACTOR TO PROVIDE POWER OUTLET
EQ15	MULTI-PRESS	N/A	N/A	●			
EQ16	EXERCISE BIKE	N/A	N/A	●			ELECTRICAL PRIME CONTRACTOR TO PROVIDE POWER OUTLET
EQ17	LAT PULLDOWN/ LOW ROW	N/A	N/A	●			
EQ19	MULTI-ADJUST BENCHES	N/A	N/A	●			
EQ21	DUMBBELL RACK	N/A	N/A	●			
EQ22	OFFICE PAPER SHREDDER	N/A	N/A	●			ELECTRICAL PRIME CONTRACTOR TO PROVIDE POWER CONNECTION
EQ23	ICE MAKER	TRUE	TCIM-422		●		ELECTRICAL PRIME CONTRACTOR TO PROVIDE POWER. PLUMBING PRIME CONTRACTOR TO PROVIDE WATER CONNECTION
EQ24	DISHWASHER	MIELE	G 5056 SCVi		●		ELECTRICAL PRIME CONTRACTOR TO PROVIDE POWER. PLUMBING PRIME CONTRACTOR TO PROVIDE WATER CONNECTION
EQ25	UNDER-COUNTER ICE MAKER	WHIRLPOOL	P6WG2KL		●		ELECTRICAL PRIME CONTRACTOR TO PROVIDE POWER. PLUMBING PRIME CONTRACTOR TO PROVIDE WATER CONNECTION
EQ26	12"X12"X78" SIX-TIER PLASTIC LOCKERS	ASI STORAGE SOLUTIONS INC.	TRADITIONAL PLUS SERIES			●	RECESSED IN WALL 8" A.F.F., LATCHES TO RECEIVE OWNER PROVIDED LOCKS. GENERAL CONTRACTOR TO INSTALL/PROVIDE. LOCKERS TO BE THE ASI BURGUNDY FINISH
EQ27	18X18X72 SINGLE-TIER PLASTIC LOCKERS	ASI STORAGE SOLUTIONS INC.	TRADITIONAL PLUS SERIES			●	ELECTRICAL PRIME CONTRACTOR TO PROVIDE LED LIGHTING AT UNDERSIDE OF TOE KICK. LIGHTING TO BE TIED INTO FIRE STATION ALERTING SYSTEM. LOCKERS TO BE THE ASI BURGUNDY FINISH
EQ28	SCBA COMPRESSOR	STALLION AIR INC	CENTAUR 3 G2	●			ELECTRICAL PRIME CONTRACTOR TO PROVIDE POWER CONNECTION AND WALL MOUNT DISCONNECT SWITCH
EQ30	AIR HOSE PORT	HUBBELL WIRING DEVICE-KELLEMS	HBLHR3870			●	
EQ32	WATER HOSE REEL	HUBBELL WIRING DEVICE-KELLEMS	DR3075OOUP			●	AT COLUMN LOCATIONS, MOUNT BOTTOM OF UNIT AT 7' A.F.F.
EQ33	DISHWASHER	FRIGIDAIRE	FFBD2420US		●		ELECTRICAL PRIME CONTRACTOR TO PROVIDE POWER. PLUMBING PRIME CONTRACTOR TO PROVIDE WATER CONNECTION
EQ34	ELECTRICAL CORD REEL	HUBBELL WIRING DEVICE-KELLEMS	HBLC25163C			●	
EQ35	VERTICAL COMPRESSOR - 60GAL	INGERSOLL RAND	2340L5			●	
EQ36	GAS GRILL	N/A	N/A	●			PLUMBING PRIME CONTRACTOR TO PROVIDE GAS CONNECTION. ELECTRICAL PRIME CONTRACTOR TO PROVIDE POWER CONNECTION. GAS SHUTOFF SWITCH PROVIDED BY FIRE STATION ALERTING MANUFACTURER
EQ37	MANUAL ROLLER SHADE	MECHO SHADE	MECHO/ 5X ECOVEIL SHEER 6855 CLAY			●	1% LIGHT FILTERING
EQ38	MANUAL DUAL ROLLER SHADE	MECHO SHADE	MECHO/ 5X ECHOVEIL SHEER 6855 CLAY AND CHELSEA 0262 SLATE			●	1% LIGHT FILTERING AND BLACKOUT, MOUNTING BRACKET #10
EQ39	18X18X72 (2) TIER PLASTIC LOCKERS	ASI STORAGE SOLUTIONS INC.	TRADITIONAL PLUS SERIES			●	ELECTRICAL PRIME CONTRACTOR TO PROVIDE LED LIGHTING AT UNDERSIDE OF TOE KICK. LIGHTING TO BE TIED INTO FIRE STATION ALERTING SYSTEM. LOCKERS TO BE THE ASI BURGUNDY FINISH
EQ40	TREADMILL			●			ELECTRICAL PRIME CONTRACTOR TO PROVIDE POWER OUTLET
EQ41	SCBA WASHER	CIRCUL-AIR-CORP	SCBA WASHER ROTO DECON		●		ELECTRICAL PRIME CONTRACTOR TO PROVIDE POWER. PLUMBING PRIME CONTRACTOR TO PROVIDE WATER CONNECTION
EQ42	MAGNETIC WHITE BOARD 8' X 4'	ULINE	H-5830			●	GENERAL CONTRACTOR TO PROVIDE AND INSTALL
EQ43	REFRIGERATOR	WHIRLPOOL	WRFF3136S		●		ELECTRICAL PRIME CONTRACTOR TO PROVIDE POWER.
EQ45	MAGNETIC WHITE BOARD 4' X 3'	ULINE	H-5828			●	GENERAL CONTRACTOR TO PROVIDE AND INSTALL
EQ46	HEAVY DUTY MOTORIZED CHAIN WINCH	ALLIED POWER PRODUCTS	HD SERIES			●	HEAVY DUTY AUTOMATIC CHAIN WINCH ANCHORED TO STEEL BEAM
EQ48	RANGE HOOD	ZEPHYR	ZSP-E36DS		●		MECHANICAL PRIME CONTRACTOR TO PROVIDE RANGE HOOD.
EQ49	4 BURNER RANGE	MAYTAG	MFES6030RZ		●		POWER SHUTOFF SWITCH PROVIDED BY FIRE STATION ALERTING MANUFACTURER
EQ50	RANGE HOOD	N/A	MMMS4230PZ		●		MECHANICAL PRIME CONTRACTOR TO PROVIDE RANGE HOOD.
EQ51	ALERTING MONITOR 32"	N/A	32" SCREEN		●		ELECTRICAL PRIME CONTRACTOR TO PROVIDE DATA CONNECTION. PRIME 1A CONTRACTOR TO PROVIDE BLOCKING IN WALL
EQ52	COMPACT LAUNDRY CENTER	GE	GUD24ESSM		●		MECHANICAL PRIME CONTRACTOR TO PROVIDE DRYER VENT. ELECTRICAL PROME CONTRACTOR TO PROVIDE POWER OUTLET. PLUMBING PRIME TO PROVIDE GAS CONNECTION.
EQ53	UNDERCOUNTER REFRIGERATOR	ZEPHYR	PRB24C01CG		●		ELECTRICAL PRIME CONTRACTOR TO PROVIDE POWER CONNECTION
EQ55	DIGITAL CLOCK	PYRAMID	9D448R-RF-BLACK-RED			●	ELECTRICAL PRIME CONTRACTOR TO PROVIDE POWER AND DATA CONNECTIONS.
EQ57	TELEVISION 65"	N/A	N/A		●		ELECTRICAL PRIME CONTRACTOR TO PROVIDE DATA CONNECTION. GENERAL CONTRACTOR TO PROVIDE BLOCKING IN WALL WITH LOW PROFILE TV MOUNTING BRACKET
EQ58	TELEVISION 98"	N/A	N/A		●		ELECTRICAL PRIME CONTRACTOR TO PROVIDE DATA CONNECTION. GENERAL CONTRACTOR TO PROVIDE BLOCKING IN WALL WITH LOW PROFILE TV MOUNTING BRACKET
EQ59	ALERTING MONITOR 43"	N/A	43" SCREEN		●		ELECTRICAL PRIME CONTRACTOR TO PROVIDE DATA CONNECTION. PRIME 1A CONTRACTOR TO PROVIDE BLOCKING IN WALL
EQ60	TELEVISION 77"	N/A	N/A		●		ELECTRICAL PRIME CONTRACTOR TO PROVIDE DATA CONNECTION. GENERAL CONTRACTOR TO PROVIDE BLOCKING IN WALL WITH LOW PROFILE TV MOUNTING BRACKET
EQ61	3" HOLE DESK GROMMET	MOCKETT	XG3			●	

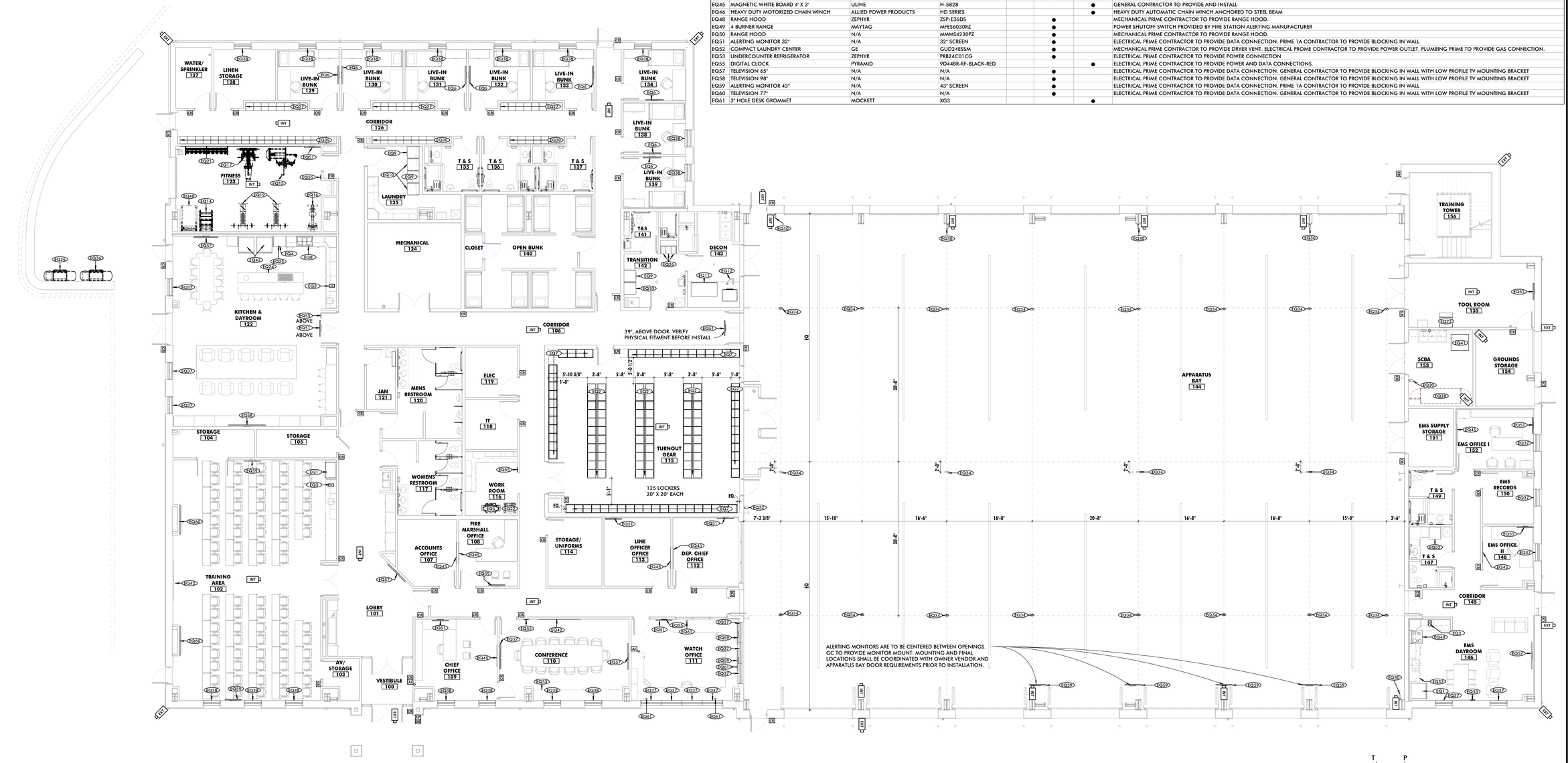

1 **EQUIPMENT PLAN**
1/8" = 1'-0"

MW STUDIOS
ARCHITECTURE + MASTER PLANNING
8098 SANDPIPER CIR, SUITE H
NOTTINGHAM, MD 21236
410-344-1460
INFO@MWSARCH.COM
WWW.MWSARCH.COM

SEAL:

I HEREBY CERTIFY THAT THESE DOCUMENTS WERE PREPARED OR APPROVED BY ME, AND THAT I AM A DULY LICENSED PROFESSIONAL ARCHITECT UNDER THE LAWS OF THE STATE OF PENNSYLVANIA.

LICENSE NUMBER: #RA405311
EXPIRATION DATE: 6-30-2027

EXETER TOWNSHIP
EMERGENCY SERVICES FACILITY
70 GIBRALTAR ROAD
READING, PA 19606

PROJECT NUMBER: 25-049

SUBMISSION:
BID SET

ORIGINAL ISSUE DATE:
10/01/2026

SHEET REVISION SCHEDULE:
No. DATE

EQUIPMENT PLAN

SHEET NUMBER:
A106

10/1/2026 8:56:21 PM

ALL DRAWINGS ARE PROTECTED BY FEDERAL COPYRIGHT BY MANNS WOODWARD STUDIOS, INC. AND CAN NOT BE REPRODUCED OR MODIFIED IN ANY MANNER WITHOUT WRITTEN PERMISSION. DOCUMENTS MAY NOT BE USED IN PART OR WHOLE TO DEVELOP THE DESIGN OF ANOTHER BUILDING WITHOUT EXPRESS WRITTEN PERMISSION BY MANNS WOODWARD STUDIOS.

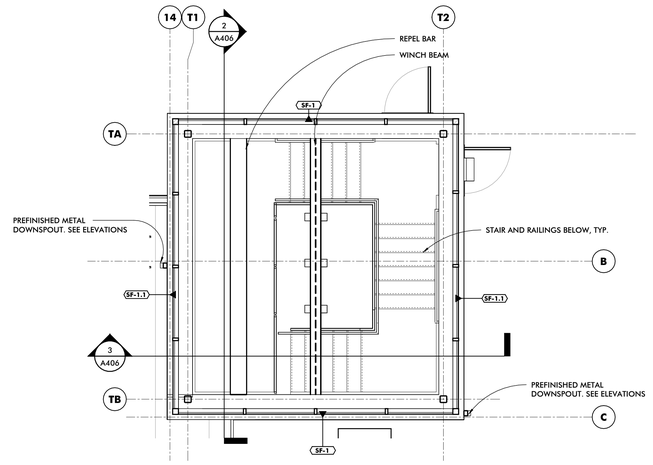

2 TRAINING TOWER CLERESTORY PLAN

1/4" = 1'-0"

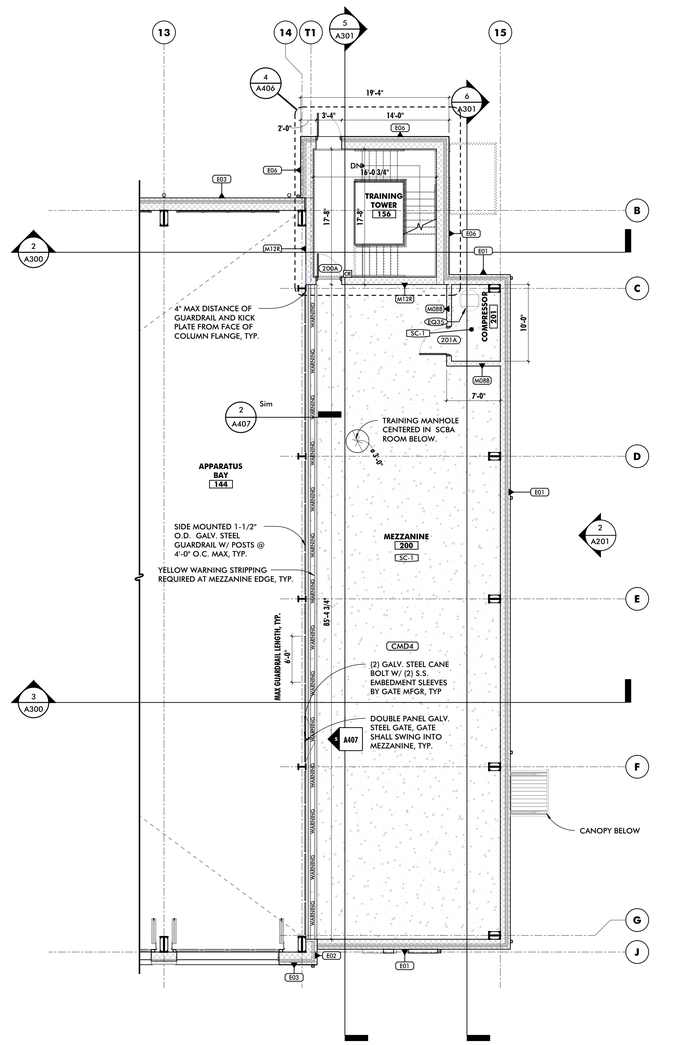

1 MEZZANINE FLOOR PLAN

1/8" = 1'-0"

STUDIOS
ARCHITECTURE + MASTER PLANNING
8098 SANDPIPER CIR, SUITE H
NOTTINGHAM, MD 21236
410-344-1460
INFO@MWSARCH.COM
WWW.MWSARCH.COM

SEAL:

I HEREBY CERTIFY THAT THESE DOCUMENTS WERE PREPARED OR APPROVED BY ME, AND THAT I AM A DULY LICENSED PROFESSIONAL ARCHITECT UNDER THE LAWS OF THE STATE OF PENNSYLVANIA.

LICENSE NUMBER: #RA405311
EXPIRATION DATE: 6-30-2027

EXETER TOWNSHIP EMERGENCY SERVICES FACILITY
70 GIBRALTAR ROAD
READING, PA 19606

PROJECT NUMBER: 25-049

SUBMISSION:
BID SET

ORIGINAL ISSUE DATE:
10/01/2026

SHEET REVISION SCHEDULE:
No. DATE

MEZZANINE PLAN

SHEET NUMBER:

A108

10/1/2026 9:56:22 PM

ALL DRAWINGS ARE PROTECTED BY FEDERAL COPYRIGHT BY MANNS WOODWARD STUDIOS, INC. AND CAN NOT BE REPRODUCED OR MODIFIED IN ANY MANNER WITHOUT WRITTEN PERMISSION. DOCUMENTS MAY NOT BE USED IN PART OR WHOLE TO DEVELOP THE DESIGN OF ANOTHER BUILDING WITHOUT EXPRESS WRITTEN PERMISSION BY MANNS WOODWARD STUDIOS.

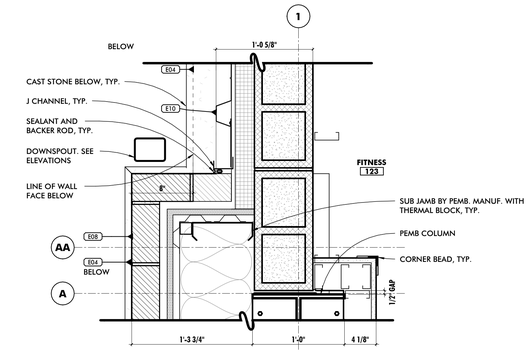

1 ENLARGED PLAN DETAIL
1 1/2" = 1'-0"

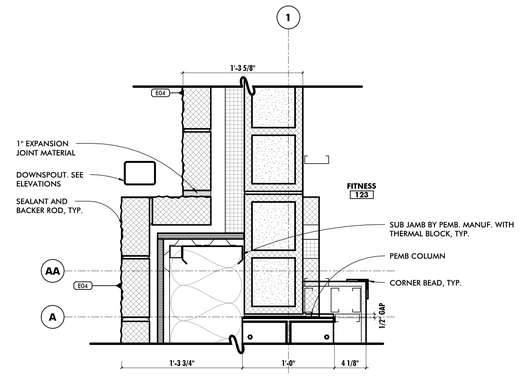

2 ENLARGED PLAN DETAIL
1 1/2" = 1'-0"

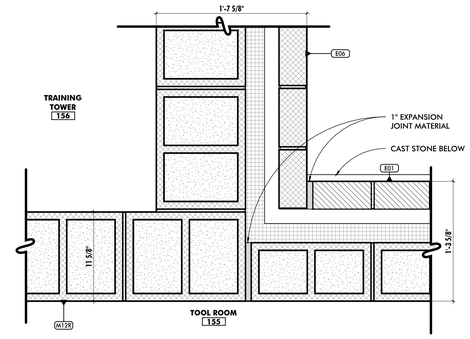

3 ENLARGED PLAN DETAIL
1 1/2" = 1'-0"

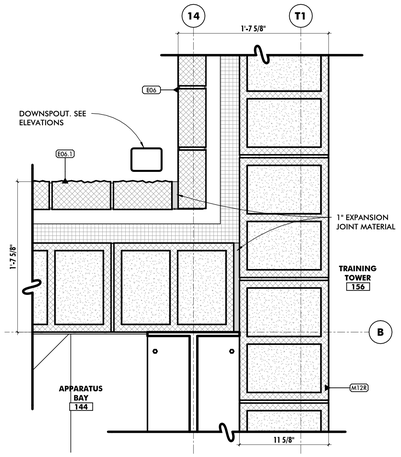

4 ENLARGED PLAN DETAIL
1 1/2" = 1'-0"

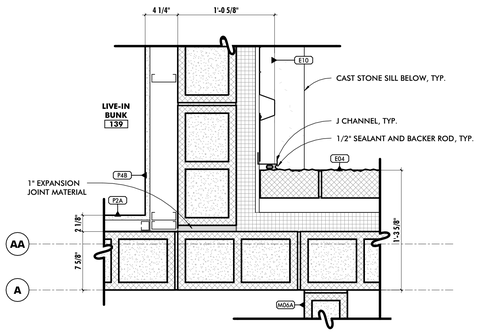

5 ENLARGED PLAN DETAIL
1 1/2" = 1'-0"

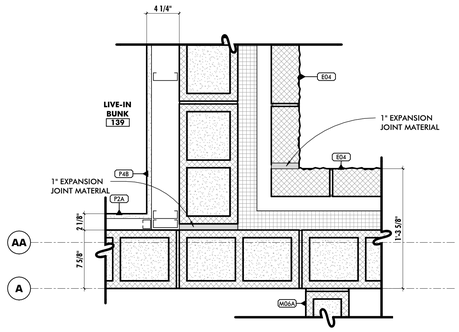

6 ENLARGED PLAN DETAIL
1 1/2" = 1'-0"

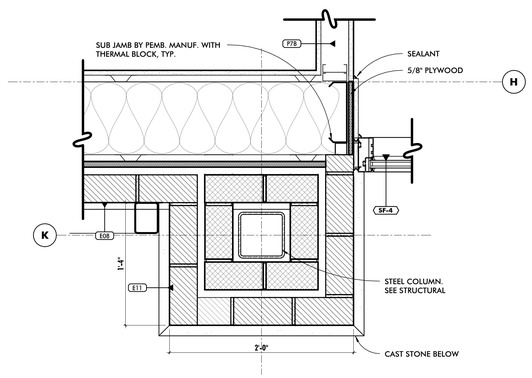

7 ENLARGED PLAN DETAIL
1 1/2" = 1'-0"

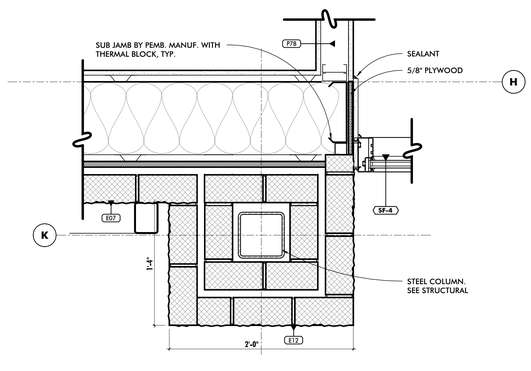

8 ENLARGED PLAN DETAIL
1 1/2" = 1'-0"

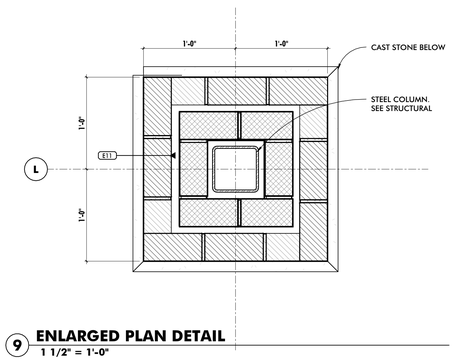

9 ENLARGED PLAN DETAIL
1 1/2" = 1'-0"

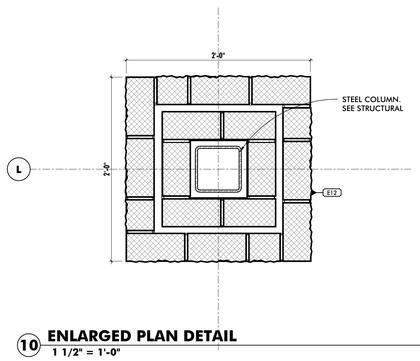

10 ENLARGED PLAN DETAIL
1 1/2" = 1'-0"

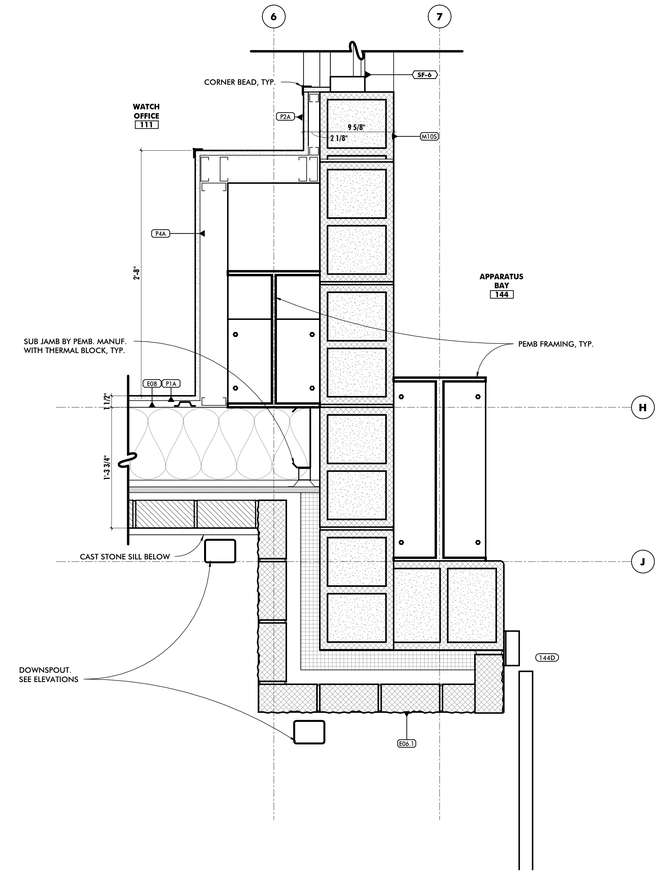

11 ENLARGED PLAN DETAIL
1 1/2" = 1'-0"

ALL DRAWINGS ARE PROTECTED BY FEDERAL COPYRIGHT BY MANNS WOODWARD STUDIOS, INC. AND CAN NOT BE REPRODUCED OR MODIFIED IN ANY MANNER WITHOUT WRITTEN PERMISSION. DOCUMENTS MAY NOT BE USED IN PART OR WHOLE TO DEVELOP THE DESIGN OF ANOTHER BUILDING WITHOUT EXPRESS WRITTEN PERMISSION BY MANNS WOODWARD STUDIOS.

STUDIOS
ARCHITECTURE + MASTER PLANNING
8098 SANDPIPER CIR, SUITE H
NOTTINGHAM, MD 21236
410-344-1460
INFO@MWSARCH.COM
WWW.MWSARCH.COM

SEAL:

I HEREBY CERTIFY THAT THESE DOCUMENTS WERE PREPARED OR APPROVED BY ME, AND THAT I AM A DULY LICENSED PROFESSIONAL ARCHITECT UNDER THE LAWS OF THE STATE OF PENNSYLVANIA.

LICENSE NUMBER: #RA405311
EXPIRATION DATE: 6-30-2027

EXETER TOWNSHIP
EMERGENCY SERVICES FACILITY
70 GIBRALTAR ROAD
READING, PA 19606

PROJECT NUMBER: 25-049

SUBMISSION:
BID SET

ORIGINAL ISSUE DATE:
10/01/2026

SHEET REVISION SCHEDULE:
No. DATE

PLAN DETAILS

SHEET NUMBER:
A110

10/1/2026 9:55:24 PM

SCHEDULE - EXTERIOR FINISH KEY

FINISH MARK	DESCRIPTION	BOD MANUFACTURER	BOD MODEL/PRODUCT LINE	BOD COMMENTS
EF-1	STANDARD BRICK VENEER	DIENER BRICK COMPANY	CHELSEA KIT FLASHED	
EF-2	SPLIT FACE CMU VENEER	NITTERHOUSE	A-41 SF	
EF-3	GROUND FACE CMU VENEER	NITTERHOUSE	NW-122 GF	
EF-4	16" PRE-FINISHED, VERTICAL METAL PANEL	ATAS INTERNATIONAL	MONARCH BATTEN SEAM/ ASCOT WHITE (10)	
EF-5	PREFINISHED BENT METAL FASCIA	ATAS INTERNATIONAL	RAPID-LOK EXTRUDED FASCIA/ DOVE GREY (13)	ALL FASCIA, GUTTER, DOWNSPOUTS
EF-6	PREFINISHED METAL COPING	ATAS INTERNATIONAL	RAPID-LOK COPING/ DOVE GREY (13)	
EF-7	CAST STONE	WESTBROOK CONCRETE BLOCK	ARCH CAST STONE/ BUFF-2	
EF-8	INSULATED METAL ROOFING PANELS	METL SPAN	CFR PANNEL: REGAL GRAY	
EF-9	STANDING SEAM ROOFING	CENTRIA	REGAL GRAY	

SPECIALTY SYSTEMS LEGEND

CR	CARD READER LOCATION
ADA	ADA PUSH BUTTON LOCATION

REFERENCED NOTES - ELEVATIONS

1	4" X 5" PREFINISHED ALUMINUM DOWNSPOUT WITH RECTANGULAR CAST IRON BOOT AND CLEANOUT. COLOR TO MATCH FASCIA.
2	6" X 6" PREFINISHED ALUMINUM GUTTER. COLOR TO MATCH FASCIA.
3	EXTERIOR LIGHTING FIXTURE
4	2-1/2" O.D. STEEL GALVANIZED GUARDRAIL 42" HIGH
5	PREFINISHED METAL AWNING 5' DEEP, 6' WIDE. B.O.D. MAPES SUPER LUMIDECK, DRAINING AT CORNER
6	PREFINISHED METAL AWNING 5' DEEP, 21' 8" WIDE. B.O.D. MAPES SUPER LUMIDECK, DRAINING PER DOWNSPOUTS.
7	ACRYLIC PAN-FACED CABINET SIGN PROVIDED AND INSTALLED BY OWNER'S VENDOR. EC TO PROVIDE WIRING, CONDUIT, AND JUNCTION BOXES.
8	96" ILLUMINATED 1" EXTRUDED ALUMINUM DIMENSIONAL SIGNAGE, IN BOLD CENTURY GOTHIC FONT. OWNER FURNISHED AND INSTALLED, ELECTRICAL TO PROVIDE WIRING, CONDUIT, AND JUNCTION BOXES.
9	30" ILLUMINATED 1" EXTRUDED ALUMINUM DIMENSIONAL SIGNAGE, IN CENTURY GOTHIC FONT, CENTERED OVER DOOR FFD4. OWNER FURNISHED AND INSTALLED, ELECTRICAL TO PROVIDE WIRING, CONDUIT, AND JUNCTION BOXES.
10	PAINTED STEEL LINTEL
11	CAST STONE SILL
12	EXTERIOR WALL SCONCE
13	8" TALL RADIUSED CAST STONE LINTEL
14	NON-PENETRATING SNOW RETENTION SYSTEM CLAMPED TO STANDING SEAMS
15	4" x 5" PREFINISHED ALUMINUM DOWNSPOUT W/ OPEN DISCHARGE ONTO ROOF BELOW. COLOR TO MATCH FASCIA. PROVIDE SPLASH BLOCK.
16	REMOVABLE BOLLARDS
17	COMMUNICATIONS ANTENNA. CONTRACTOR TO PROVIDE MOUNTING TO THE PARAPET AND CABLE PATHING TO THE IT ROOM. COMMUNICATIONS VENDOR TO PROVIDE AND INSTALL ANTENNA AND WIRING. WIRES TO ROUTE ALONG REAR OF PARAPET TO PENETRATE THROUGH THE VERTICAL WALL UNDER THE ROOF OVERHANG.
18	FIRE DEPARTMENT CONNECTION
19	4" X 5" PREFINISHED ALUMINUM DOWNSPOUT WITH RECTANGULAR CAST IRON BOOT. COLOR TO MATCH METAL CANOPY.
20	MECHANICAL FAN UNIT
21	MASONRY CONTROL JOINT

GENERAL ELEVATION NOTES

1	SEE OTHER ELEVATIONS FOR TYPICAL NOTES.
2	ALL EXTERIOR SOFFITS SHALL HAVE TAPE LIGHTS WITH COLOR CHANGING LEDS. SEE ELECTRICAL DRAWINGS.

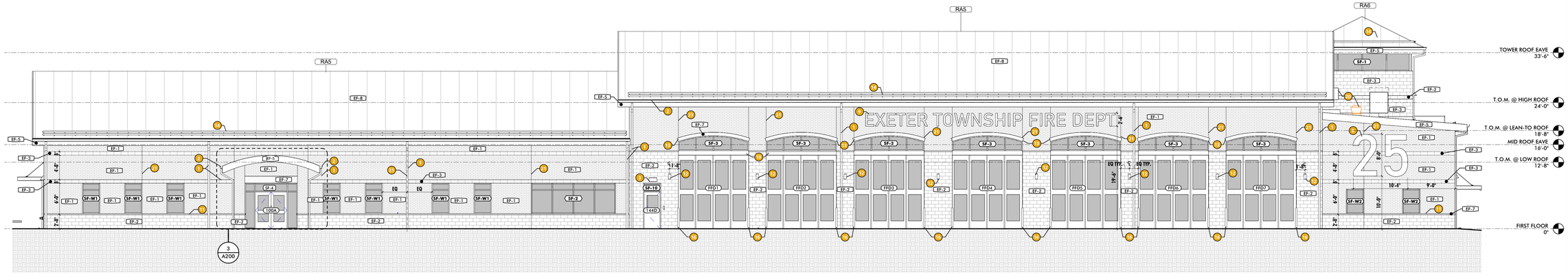

1 SOUTH ELEVATION
1/8" = 1'-0"

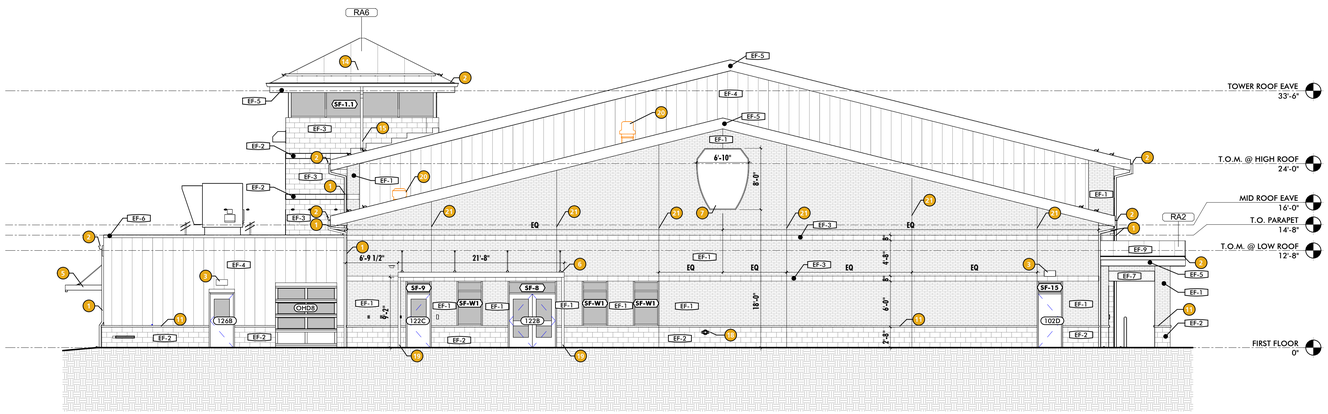

2 WEST ELEVATION
1/8" = 1'-0"

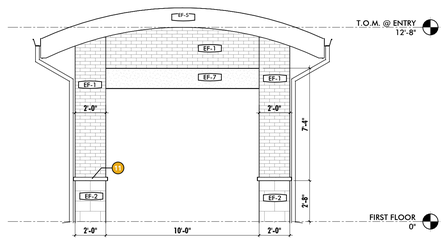

3 ENTRY ENLARGED ELEVATION
1/4" = 1'-0"

ALL DRAWINGS ARE PROTECTED BY FEDERAL COPYRIGHT BY MANNS WOODWARD STUDIOS, INC. AND CAN NOT BE REPRODUCED OR MODIFIED IN ANY MANNER WITHOUT WRITTEN PERMISSION. DOCUMENTS MAY NOT BE USED IN PART OR WHOLE TO DEVELOP THE DESIGN OF ANOTHER BUILDING WITHOUT EXPRESS WRITTEN PERMISSION BY MANNS WOODWARD STUDIOS.

MW STUDIOS
ARCHITECTURE + MASTER PLANNING
8098 SANDPIPER CIR, SUITE H
NOTTINGHAM, MD 21236
410-344-1460
INFO@MWSARCH.COM
WWW.MWSARCH.COM

SEAL:

I HEREBY CERTIFY THAT THESE DOCUMENTS WERE PREPARED OR APPROVED BY ME, AND THAT I AM A DULY LICENSED PROFESSIONAL ARCHITECT UNDER THE LAWS OF THE STATE OF PENNSYLVANIA.

LICENSE NUMBER: #RA405311
EXPIRATION DATE: 6-30-2027

EXETER TOWNSHIP
EMERGENCY SERVICES FACILITY
70 GIBRALTAR ROAD
READING, PA 19606

PROJECT NUMBER: 25-049

SUBMISSION:
BID SET

ORIGINAL ISSUE DATE:
10/01/2026

SHEET REVISION SCHEDULE:
No. DATE

BUILDING ELEVATIONS

SHEET NUMBER:
A200

10/1/2026 9:56:39 PM

SCHEDULE - EXTERIOR FINISH KEY

FINISH MARK	DESCRIPTION	BOD MANUFACTURER	BOD MODEL/PRODUCT LINE	BOD COMMENTS
EF-1	STANDARD BRICK VENEER	DIENER BRICK COMPANY	CHELSEA KIT FLASHED	
EF-2	SPLIT FACE CMU VENEER	NITTERHOUSE	A-41 SF	
EF-3	GROUND FACE CMU VENEER	NITTERHOUSE	NM-122 GF	
EF-4	16" PRE-FINISHED, VERTICAL METAL PANEL	ATAS INTERNATIONAL	MONARCH BATTEN SEAM/ ASCOT WHITE (10)	
EF-5	PREFINISHED BENT METAL FASCIA	ATAS INTERNATIONAL	RAPID-LOK EXTRUDED FASCIA/ DOVE GREY (13)	ALL FASCIA, GUTTER, DOWNSPOUTS
EF-6	PREFINISHED METAL COPING	ATAS INTERNATIONAL	RAPID-LOK COPING/ DOVE GREY (13)	
EF-7	CAST STONE	WESTBROOK CONCRETE BLOCK	ARCH CAST STONE/ BUFF-2	
EF-8	INSULATED METAL ROOFING PANELS	METL SPAN	CFR PANNEL: REGAL GRAY	
EF-9	STANDING SEAM ROOFING	CENTRIA	REGAL GRAY	

REFERENCED NOTES - ELEVATIONS

1	4" X 5" PREFINISHED ALUMINUM DOWNSPOUT WITH RECTANGULAR CAST IRON BOOT AND CLEANOUT. COLOR TO MATCH FASCIA.
2	6" X 6" PREFINISHED ALUMINUM GUTTER. COLOR TO MATCH FASCIA.
3	EXTERIOR LIGHTING FIXTURE
4	2-1/2" O.D. STEEL GALVANIZED GUARDRAIL 42" HIGH
5	PREFINISHED METAL AWNING 5' DEEP, 6' WIDE. B.O.D. MAPES SUPER LUMIDECK, DRAINING AT CORNER
6	PREFINISHED METAL AWNING 5' DEEP, 21' 8" WIDE. B.O.D. MAPES SUPER LUMIDECK, DRAINING PER DOWNSPOUTS.
7	ACRYLIC PAN-FACED CABINET SIGN PROVIDED AND INSTALLED BY OWNER'S VENDOR. EC TO PROVIDE WIRING, CONDUIT, AND JUNCTION BOXES.
8	96" ILLUMINATED 1" EXTRUDED ALUMINUM DIMENSIONAL SIGNAGE, IN BOLD CENTURY GOTHIC FONT. OWNER FURNISHED AND INSTALLED, ELECTRICAL TO PROVIDE WIRING, CONDUIT, AND JUNCTION BOXES.
9	30" ILLUMINATED 1" EXTRUDED ALUMINUM DIMENSIONAL SIGNAGE, IN CENTURY GOTHIC FONT, CENTERED OVER DOOR FFD4. OWNER FURNISHED AND INSTALLED, ELECTRICAL TO PROVIDE WIRING, CONDUIT, AND JUNCTION BOXES.
10	PAINTED STEEL LINTEL
11	CAST STONE SILL
12	EXTERIOR WALL SCONCE
13	8" TALL RADIUSED CAST STONE LINTEL
14	NON-PENETRATING SNOW RETENTION SYSTEM CLAMPED TO STANDING SEAMS
15	4" x 5" PREFINISHED ALUMINUM DOWNSPOUT W/ OPEN DISCHARGE ONTO ROOF BELOW. COLOR TO MATCH FASCIA. PROVIDE SPLASH BLOCK.
16	REMOVABLE BOLLARDS
17	COMMUNICATIONS ANTENNA. CONTRACTOR TO PROVIDE MOUNTING TO THE PARAPET AND CABLE PATHING TO THE IT ROOM. COMMUNICATIONS VENDOR TO PROVIDE AND INSTALL ANTENNA AND WIRING. WIRES TO ROUTE ALONG REAR OF PARAPET TO PENETRATE THROUGH THE VERTICAL WALL UNDER THE ROOF OVERHANG.
18	FIRE DEPARTMENT CONNECTION
19	4" X 5" PREFINISHED ALUMINUM DOWNSPOUT WITH RECTANGULAR CAST IRON BOOT. COLOR TO MATCH METAL CANOPY.
20	MECHANICAL FAN UNIT
21	MASONRY CONTROL JOINT

GENERAL ELEVATION NOTES

1	SEE OTHER ELEVATIONS FOR TYPICAL NOTES.
2	ALL EXTERIOR SOFFITS SHALL HAVE TAPE LIGHTS WITH COLOR CHANGING LEDS. SEE ELECTRICAL DRAWINGS.

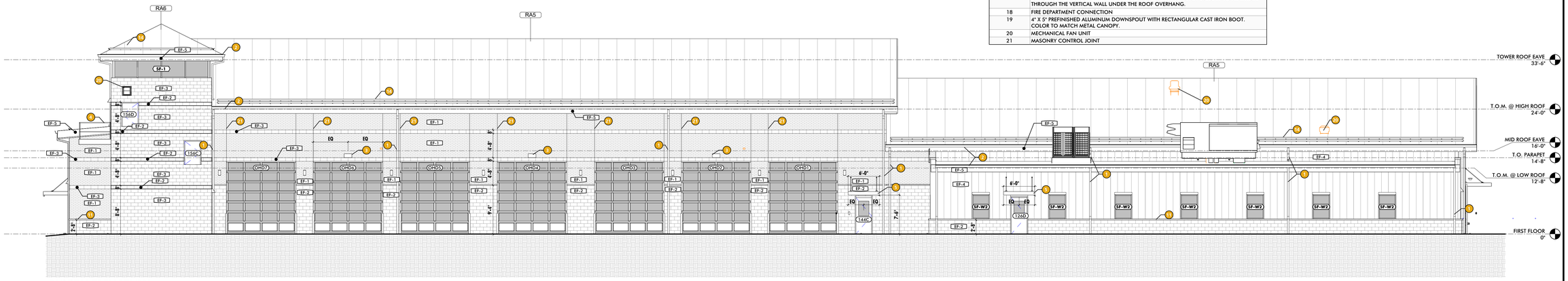

1 NORTH ELEVATION
1/8" = 1'-0"

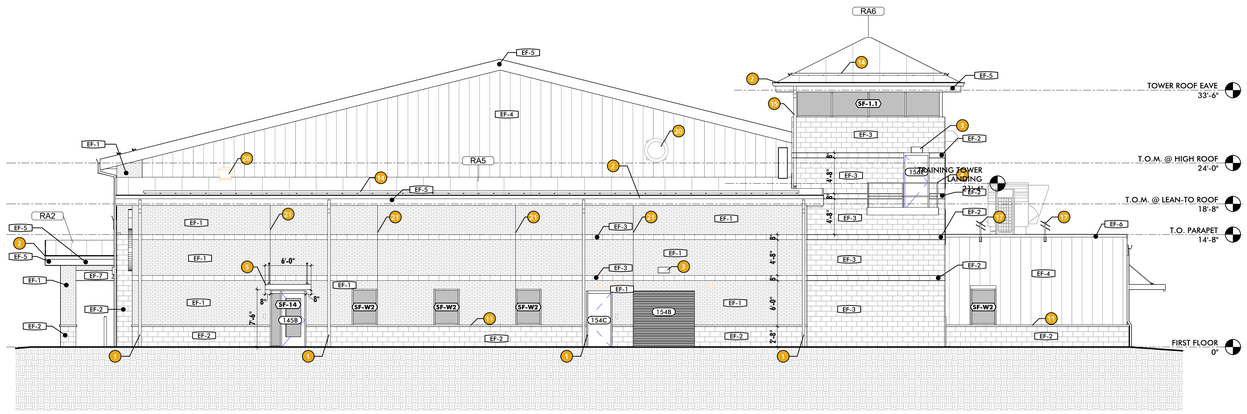

2 EAST ELEVATION
1/8" = 1'-0"

ALL DRAWINGS ARE PROTECTED BY FEDERAL COPYRIGHT BY MANNS WOODWARD STUDIOS, INC. AND CAN NOT BE REPRODUCED OR MODIFIED IN ANY MANNER WITHOUT WRITTEN PERMISSION. DOCUMENTS MAY NOT BE USED IN PART OR WHOLE TO DEVELOP THE DESIGN OF ANOTHER BUILDING WITHOUT EXPRESS WRITTEN PERMISSION BY MANNS WOODWARD STUDIOS.

MW STUDIOS
ARCHITECTURE + MASTER PLANNING
8098 SANDPIPER CIR, SUITE H
NOTTINGHAM, MD 21236
☎ 410-344-1460
✉ INFO@MWSARCH.COM
🌐 WWW.MWSARCH.COM

SEAL:

I HEREBY CERTIFY THAT THESE DOCUMENTS WERE PREPARED OR APPROVED BY ME, AND THAT I AM A DULY LICENSED PROFESSIONAL ARCHITECT UNDER THE LAWS OF THE STATE OF PENNSYLVANIA.

LICENSE NUMBER: #RA405311
EXPIRATION DATE: 6-30-2027

EXETER TOWNSHIP
EMERGENCY SERVICES FACILITY
70 GIBRALTAR ROAD
READING, PA 19606

PROJECT NUMBER: 25-049

SUBMISSION:
BID SET

ORIGINAL ISSUE DATE:
10/01/2026

SHEET REVISION SCHEDULE:
No. DATE

BUILDING ELEVATIONS

SHEET NUMBER:

A201

10/1/2026 9:56:55 PM

GENERAL BUILDING SECTION NOTES

1	BUILDING SECTIONS ARE INTENDED TO SHOW OVERALL RELATIONSHIPS OF SPACES, OVERALL ASSEMBLIES, AND THE GEOMETRY OF THE BUILDING. SEE REFERENCED WALL SECTIONS AND DETAILS FOR ADDITIONAL INFORMATION.

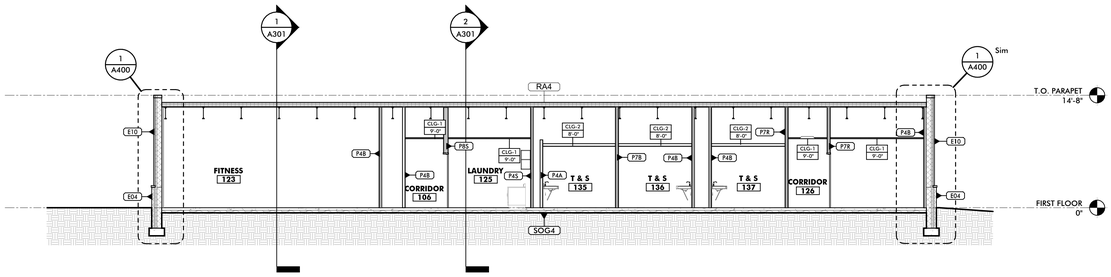

1 TYPICAL BUILDING SECTION
1/8" = 1'-0"

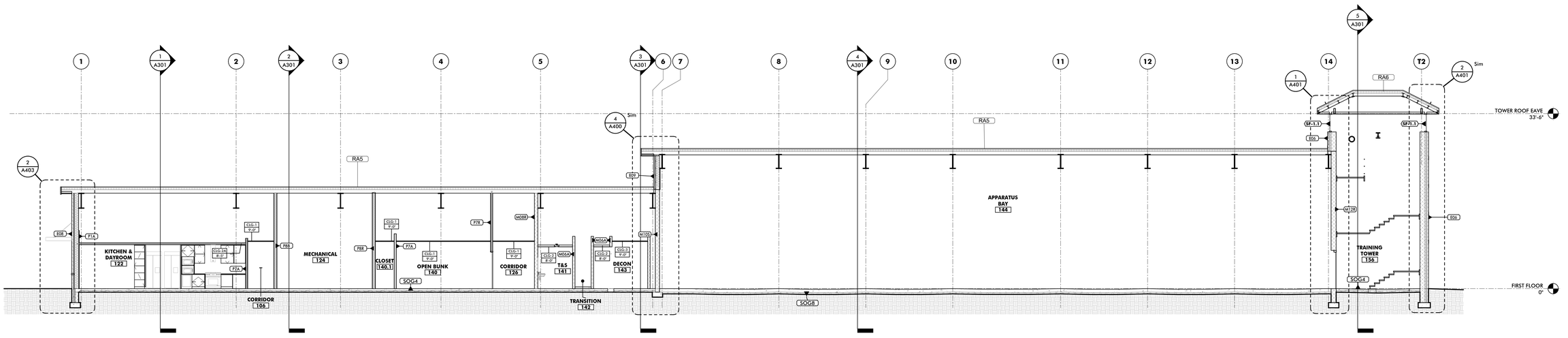

2 TYPICAL BUILDING SECTION
1/8" = 1'-0"

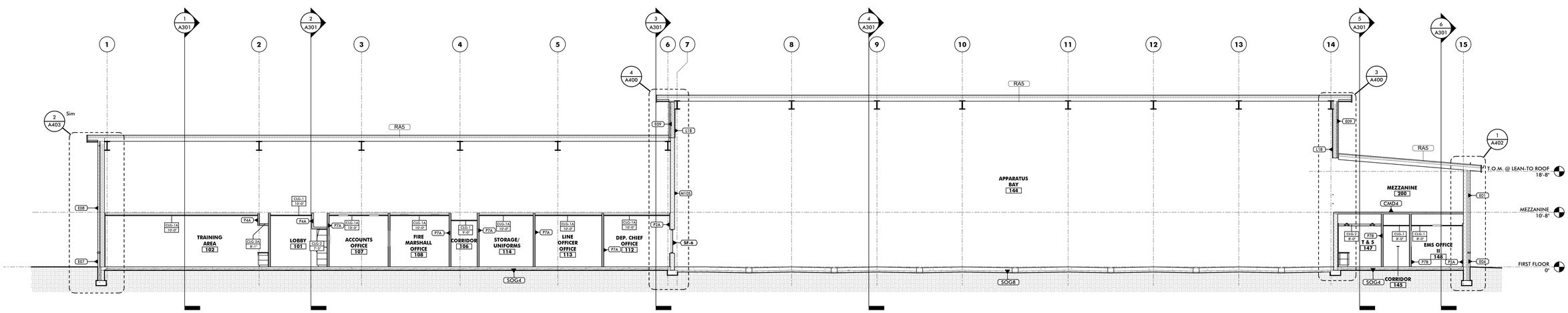

3 TYPICAL BUILDING SECTION
1/8" = 1'-0"

ALL DRAWINGS ARE PROTECTED BY FEDERAL COPYRIGHT BY MANNS WOODWARD STUDIOS, INC. AND CAN NOT BE REPRODUCED OR MODIFIED IN ANY MANNER WITHOUT WRITTEN PERMISSION. DOCUMENTS MAY NOT BE USED IN PART OR WHOLE TO DEVELOP THE DESIGN OF ANOTHER BUILDING WITHOUT EXPRESS WRITTEN PERMISSION BY MANNS WOODWARD STUDIOS.

MW STUDIOS
ARCHITECTURE + MASTER PLANNING
8098 SANDPIPER CIR, SUITE H
NOTTINGHAM, MD 21236
☎ 410-344-1460
✉ INFO@MWSARCH.COM
WWW.MWSARCH.COM

SEAL:



I HEREBY CERTIFY THAT THESE DOCUMENTS WERE PREPARED OR APPROVED BY ME, AND THAT I AM A DULY LICENSED PROFESSIONAL ARCHITECT UNDER THE LAWS OF THE STATE OF PENNSYLVANIA.

LICENSE NUMBER: #RA405311
EXPIRATION DATE: 6-30-2027

EXETER TOWNSHIP
EMERGENCY SERVICES FACILITY
70 GIBRALTAR ROAD
READING, PA 19606

PROJECT NUMBER: 25-049

SUBMISSION:
BID SET

ORIGINAL ISSUE DATE:
10/01/2026

SHEET REVISION SCHEDULE:
No. DATE

BUILDING SECTIONS

SHEET NUMBER:
A300

10/1/2026 9:56:57 PM

GENERAL BUILDING SECTION NOTES

1	BUILDING SECTIONS ARE INTENDED TO SHOW OVERALL RELATIONSHIPS OF SPACES, OVERALL ASSEMBLIES, AND THE GEOMETRY OF THE BUILDING. SEE REFERENCED WALL SECTIONS AND DETAILS FOR ADDITIONAL INFORMATION.

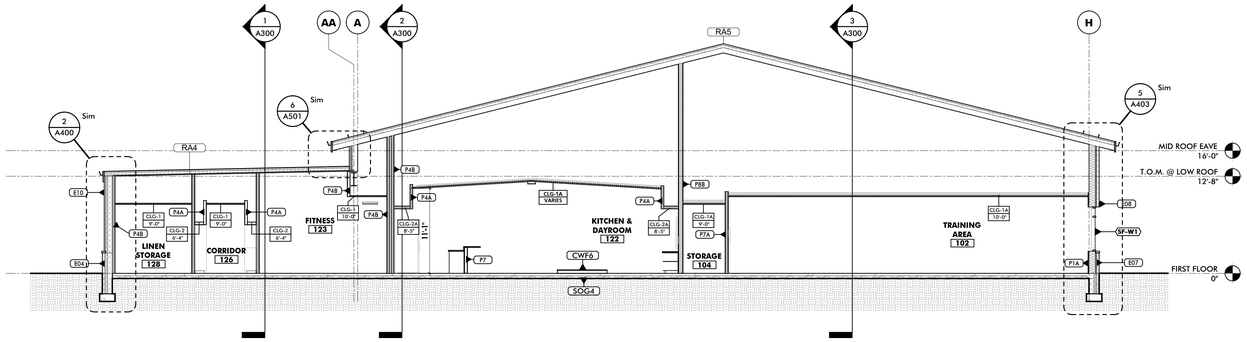

1 TYPICAL BUILDING SECTION
1/8" = 1'-0"

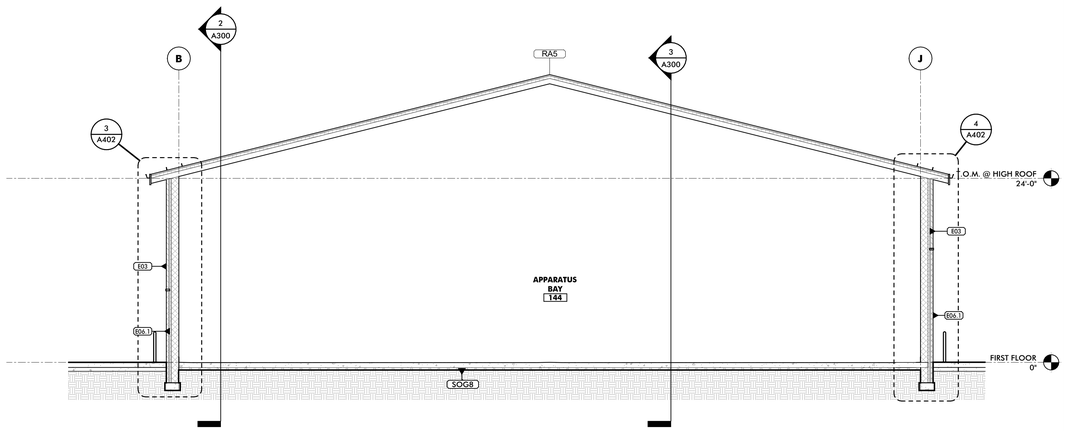

4 TYPICAL BUILDING SECTION
1/8" = 1'-0"

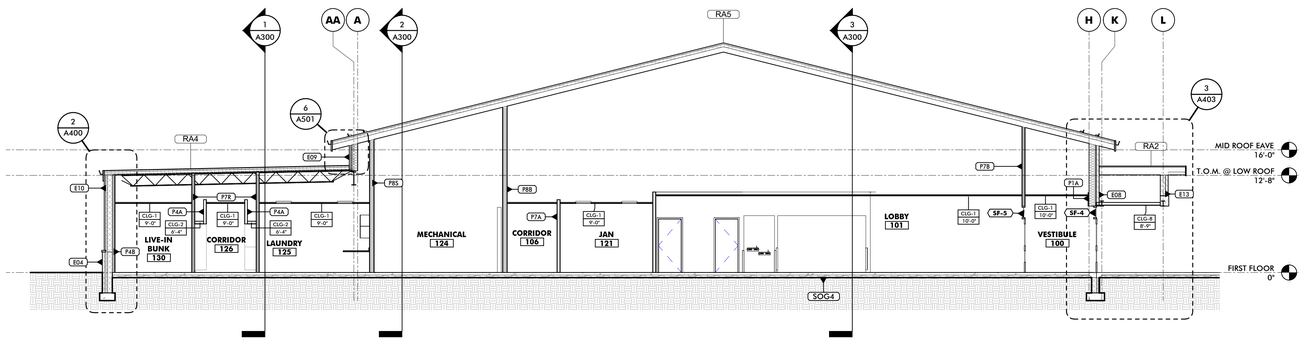

2 TYPICAL BUILDING SECTION
1/8" = 1'-0"

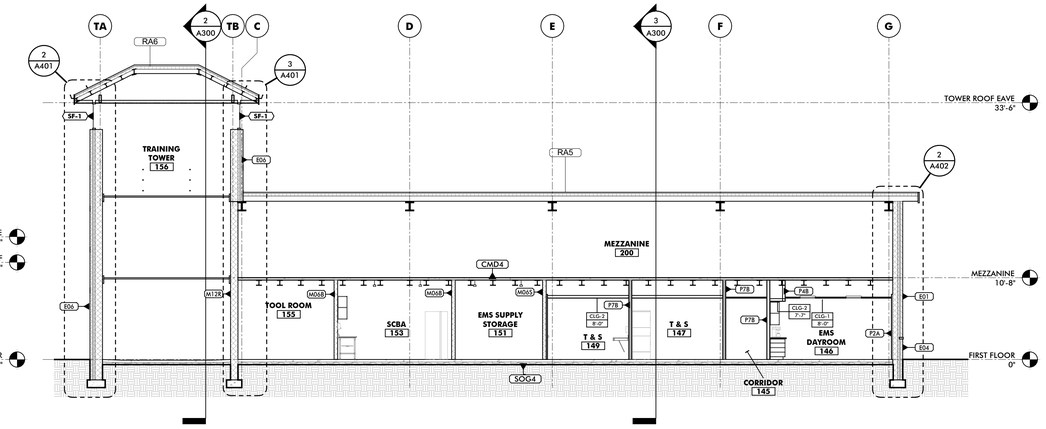

5 TYPICAL BUILDING SECTION
1/8" = 1'-0"

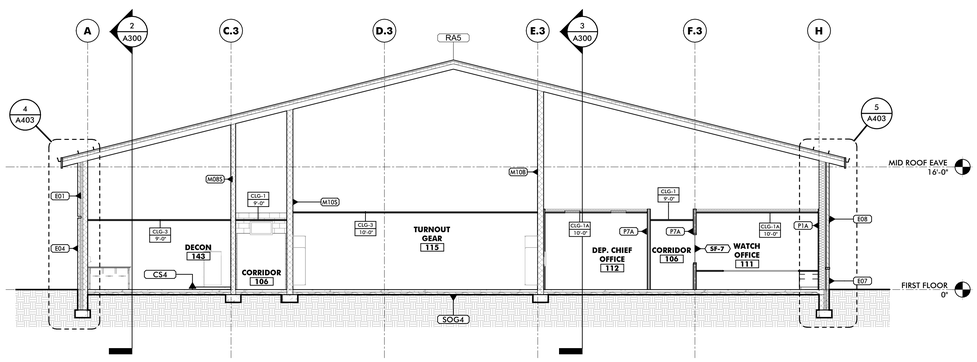

3 TYPICAL BUILDING SECTION
1/8" = 1'-0"

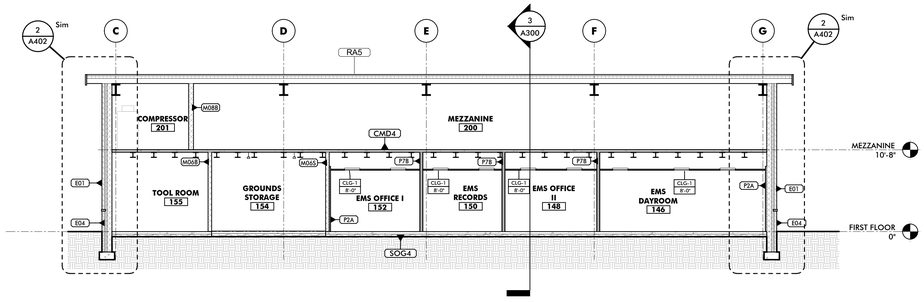

6 TYPICAL BUILDING SECTION
1/8" = 1'-0"

ALL DRAWINGS ARE PROTECTED BY FEDERAL COPYRIGHT BY MANNS WOODWARD STUDIOS, INC. AND CAN NOT BE REPRODUCED OR MODIFIED IN ANY MANNER WITHOUT WRITTEN PERMISSION. DOCUMENTS MAY NOT BE USED IN PART OR WHOLE TO DEVELOP THE DESIGN OF ANOTHER BUILDING WITHOUT EXPRESS WRITTEN PERMISSION BY MANNS WOODWARD STUDIOS.

MW STUDIOS
ARCHITECTURE + MASTER PLANNING
8098 SANDPIPER CIR, SUITE H
NOTTINGHAM, MD 21236
410-344-1460
INFO@MWSARCH.COM
WWW.MWSARCH.COM

SEAL:

I HEREBY CERTIFY THAT THESE DOCUMENTS WERE PREPARED OR APPROVED BY ME, AND THAT I AM A DULY LICENSED PROFESSIONAL ARCHITECT UNDER THE LAWS OF THE STATE OF PENNSYLVANIA.

LICENSE NUMBER: #RA405311
EXPIRATION DATE: 6-30-2027

EXETER TOWNSHIP
EMERGENCY SERVICES FACILITY
70 GIBRALTAR ROAD
READING, PA 19606

PROJECT NUMBER: 25-049

SUBMISSION:
BID SET

ORIGINAL ISSUE DATE:
10/01/2026

SHEET REVISION SCHEDULE:
No. DATE

BUILDING SECTIONS

SHEET NUMBER:
A301

10/1/2026 9:56:59 PM

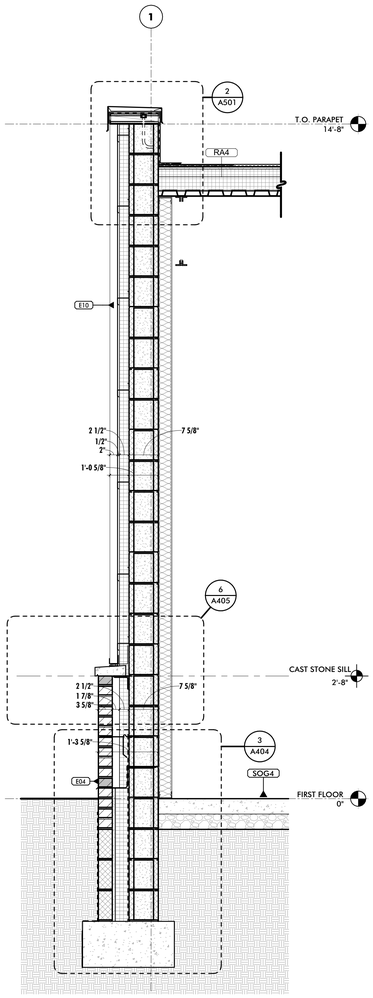

1 TYPICAL WALL SECTION
3/4" = 1'-0"

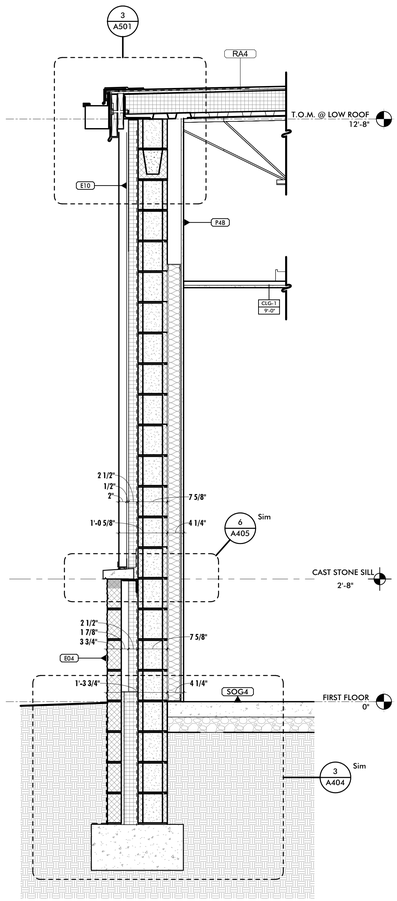

2 TYPICAL WALL SECTION
3/4" = 1'-0"

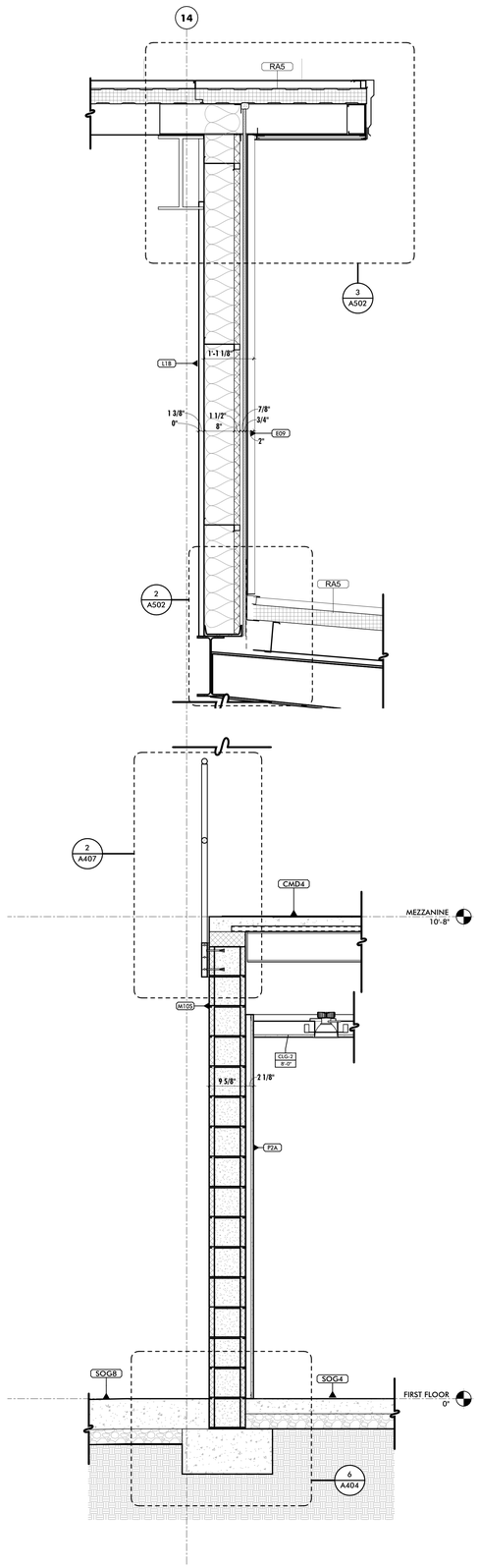

3 TYPICAL WALL SECTION
3/4" = 1'-0"

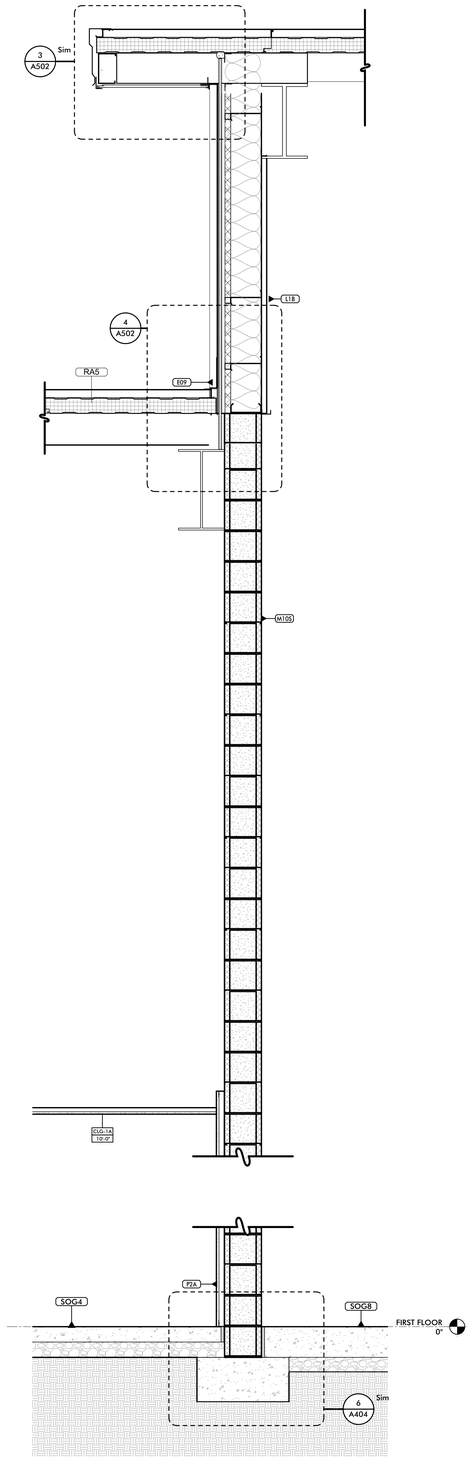

4 TYPICAL WALL SECTION
3/4" = 1'-0"

ALL DRAWINGS ARE PROTECTED BY FEDERAL COPYRIGHT BY MANNS WOODWARD STUDIOS, INC. AND CAN NOT BE REPRODUCED OR MODIFIED IN ANY MANNER WITHOUT WRITTEN PERMISSION. DOCUMENTS MAY NOT BE USED IN PART OR WHOLE TO DEVELOP THE DESIGN OF ANOTHER BUILDING WITHOUT EXPRESS WRITTEN PERMISSION BY MANNS WOODWARD STUDIOS.

MW STUDIOS
ARCHITECTURE + MASTER PLANNING
8098 SANDPIPER CIR, SUITE H
NOTTINGHAM, MD 21236
410-344-1460
INFO@MWSARCH.COM
WWW.MWSARCH.COM

SEAL:

I HEREBY CERTIFY THAT THESE DOCUMENTS WERE PREPARED OR APPROVED BY ME, AND THAT I AM A DULY LICENSED PROFESSIONAL ARCHITECT UNDER THE LAWS OF THE STATE OF PENNSYLVANIA.

LICENSE NUMBER: #RA405311
EXPIRATION DATE: 6-30-2027

EXETER TOWNSHIP
EMERGENCY SERVICES FACILITY
70 GIBRALTAR ROAD
READING, PA 19606

PROJECT NUMBER: 25-049

SUBMISSION:
BID SET

ORIGINAL ISSUE DATE:
10/01/2026

SHEET REVISION SCHEDULE:
No. DATE

WALL SECTIONS

SHEET NUMBER:
A400

10/1/2026 8:57:00 PM

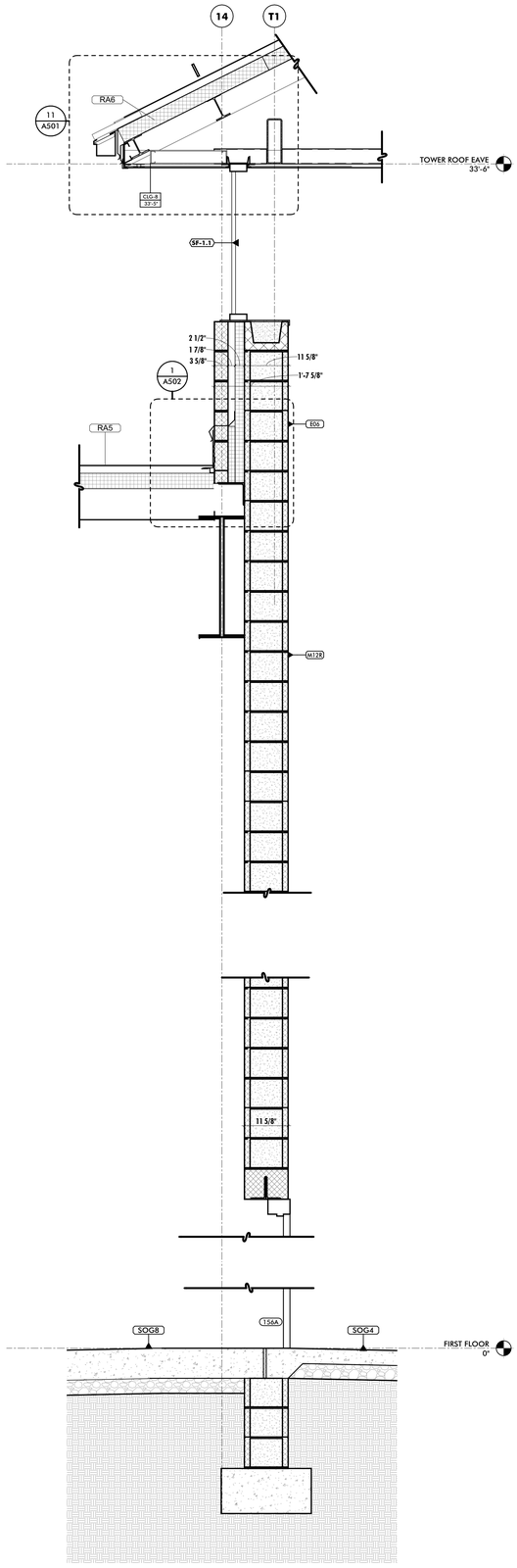

1 **TYPICAL WALL SECTION**
3/4" = 1'-0"

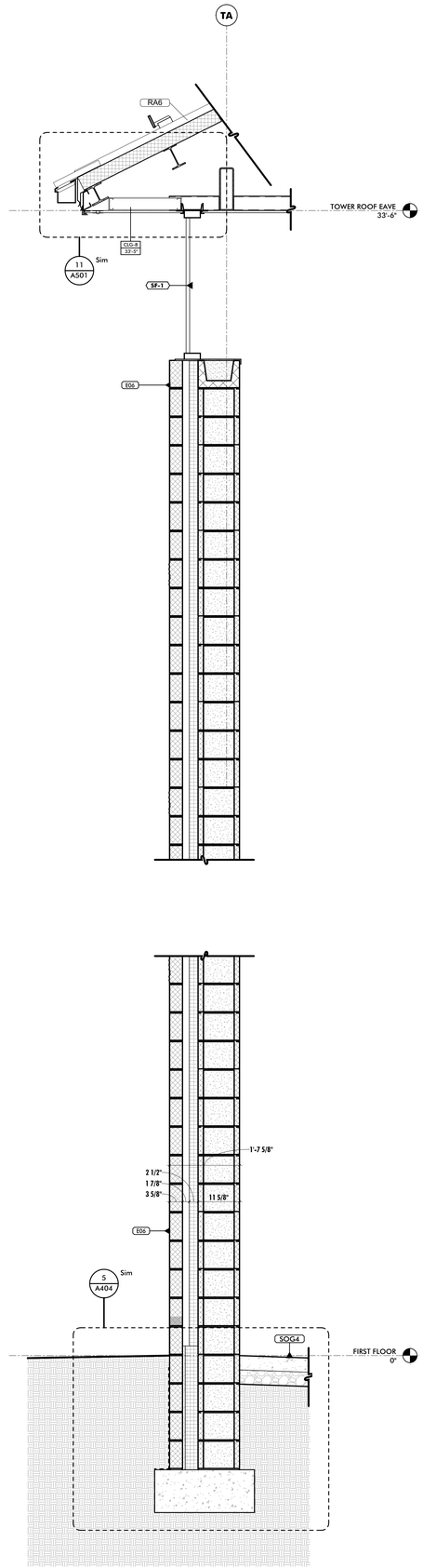

2 **TYPICAL WALL SECTION**
3/4" = 1'-0"

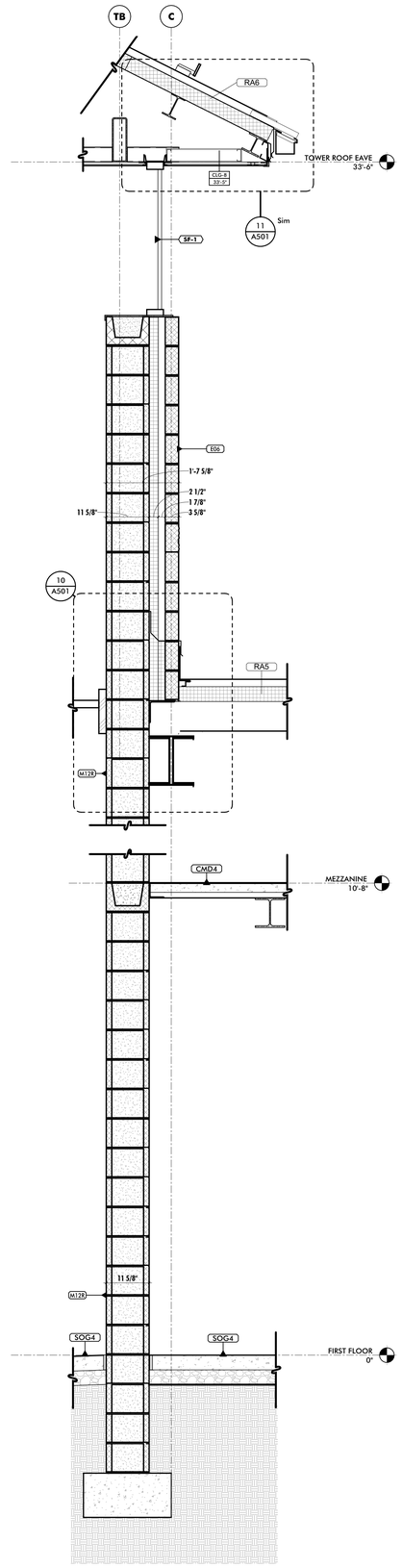

3 **TYPICAL WALL SECTION**
3/4" = 1'-0"

ALL DRAWINGS ARE PROTECTED BY FEDERAL COPYRIGHT BY MANNS WOODWARD STUDIOS, INC. AND CAN NOT BE REPRODUCED OR MODIFIED IN ANY MANNER WITHOUT WRITTEN PERMISSION. DOCUMENTS MAY NOT BE USED IN PART OR WHOLE TO DEVELOP THE DESIGN OF ANOTHER BUILDING WITHOUT EXPRESS WRITTEN PERMISSION BY MANNS WOODWARD STUDIOS.

MW STUDIOS
ARCHITECTURE + MASTER PLANNING
8098 SANDPIPER CIR, SUITE H
NOTTINGHAM, MD 21236
410-344-1460
INFO@MWSARCH.COM
WWW.MWSARCH.COM

SEAL:

I HEREBY CERTIFY THAT THESE DOCUMENTS WERE PREPARED OR APPROVED BY ME, AND THAT I AM A DULY LICENSED PROFESSIONAL ARCHITECT UNDER THE LAWS OF THE STATE OF PENNSYLVANIA.

LICENSE NUMBER: #RA405311
EXPIRATION DATE: 6-30-2027

EXETER TOWNSHIP
EMERGENCY SERVICES FACILITY
70 GIBRALTAR ROAD
READING, PA 19606

PROJECT NUMBER: 25-049

SUBMISSION:
BID SET

ORIGINAL ISSUE DATE:
10/01/2026

SHEET REVISION SCHEDULE:
No. DATE

WALL SECTIONS

SHEET NUMBER:
A401

10/1/2026 9:57:01 PM

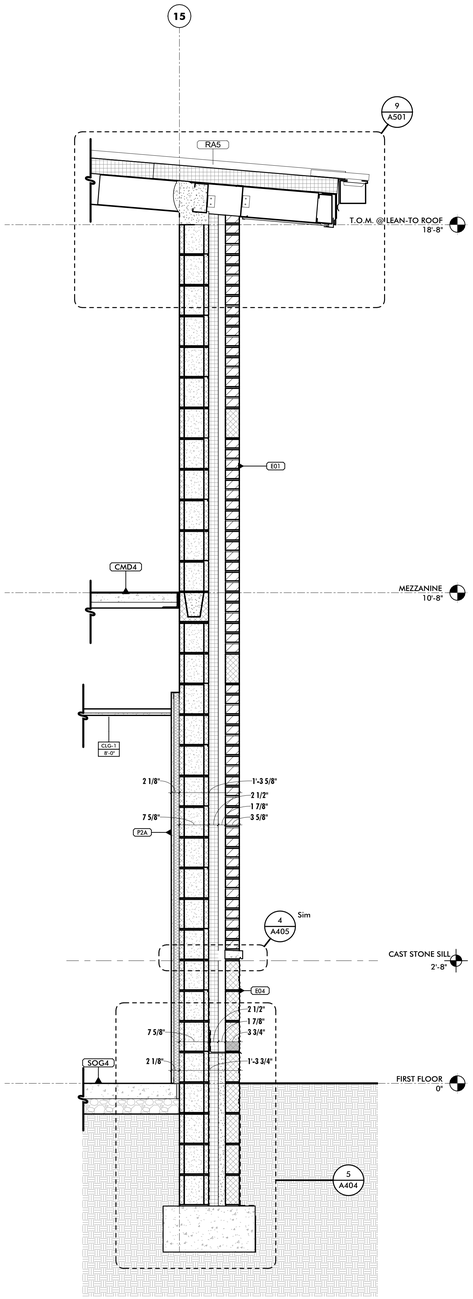

1 TYPICAL WALL SECTION
3/4" = 1'-0"

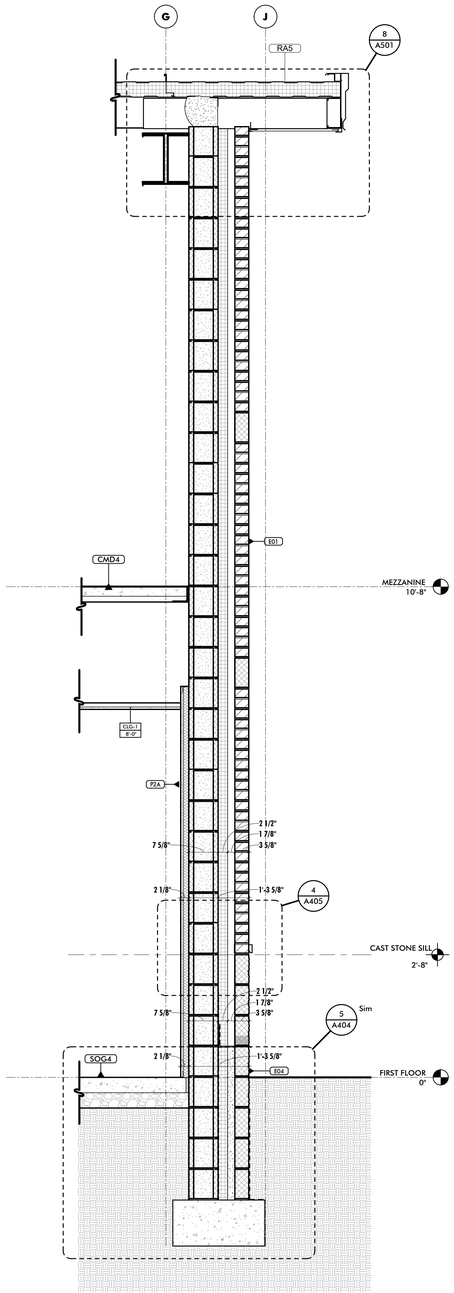

2 TYPICAL WALL SECTION
3/4" = 1'-0"

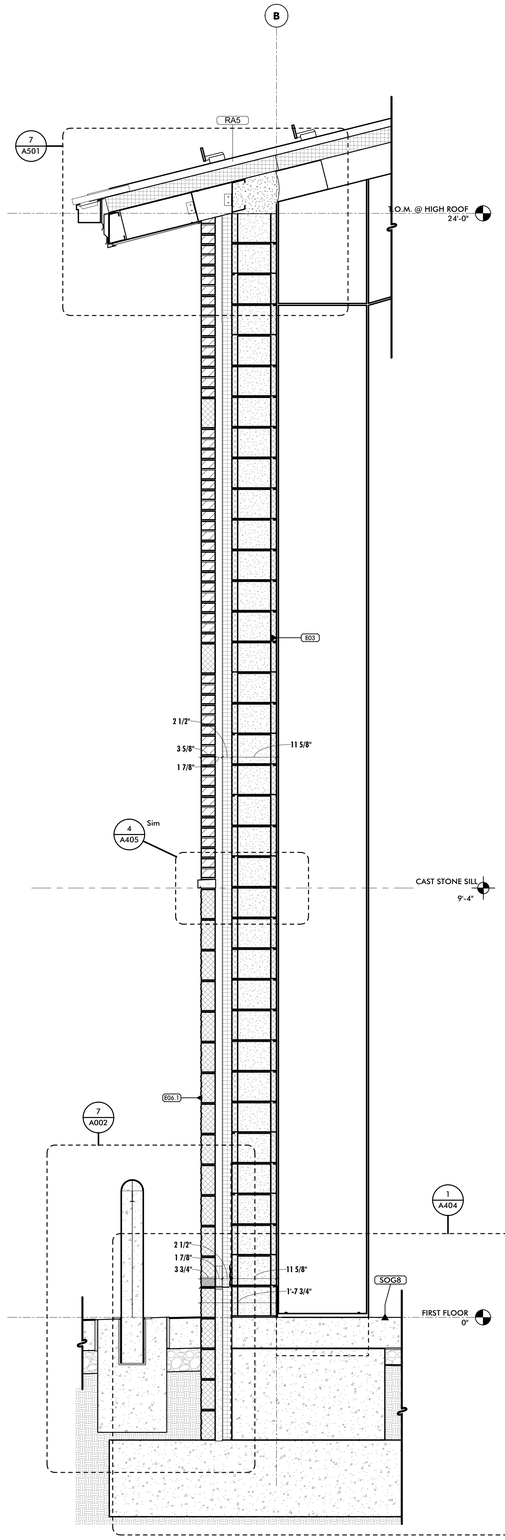

3 TYPICAL WALL SECTION
3/4" = 1'-0"

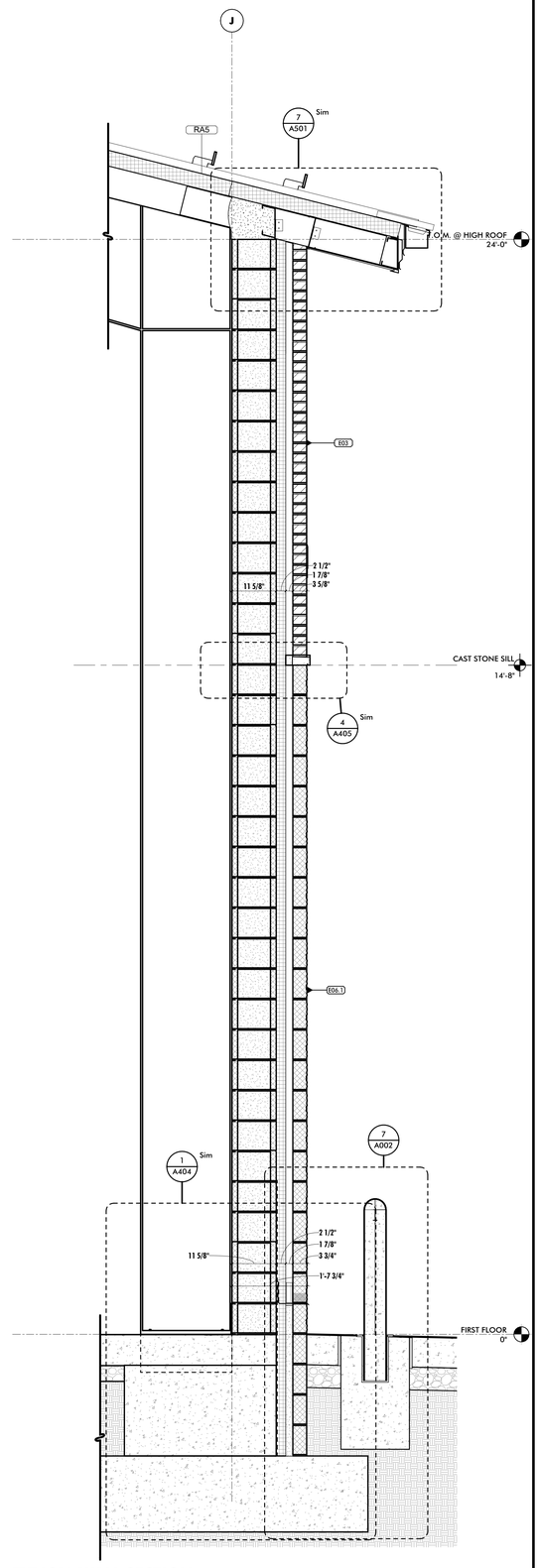

4 TYPICAL WALL SECTION
3/4" = 1'-0"

STUDIOS
ARCHITECTURE + MASTER PLANNING
8098 SANDPIPER CIR, SUITE H
NOTTINGHAM, MD 21236
☎ 410-344-1460
✉ INFO@MWSARCH.COM
WWW.MWSARCH.COM

SEAL:

I HEREBY CERTIFY THAT THESE DOCUMENTS WERE PREPARED OR APPROVED BY ME, AND THAT I AM A DULY LICENSED PROFESSIONAL ARCHITECT UNDER THE LAWS OF THE STATE OF PENNSYLVANIA.

LICENSE NUMBER: #RA405311
EXPIRATION DATE: 6-30-2027

EXETER TOWNSHIP
EMERGENCY SERVICES FACILITY
70 GIBRALTAR ROAD
READING, PA 19606

PROJECT NUMBER: 25-049

SUBMISSION:
BID SET

ORIGINAL ISSUE DATE:
10/01/2026

SHEET REVISION SCHEDULE:
No. DATE

WALL SECTIONS

SHEET NUMBER:

A402

10/1/2026 9:57:03 PM

ALL DRAWINGS ARE PROTECTED BY FEDERAL COPYRIGHT BY MANNS WOODWARD STUDIOS, INC. AND CAN NOT BE REPRODUCED OR MODIFIED IN ANY MANNER WITHOUT WRITTEN PERMISSION. DOCUMENTS MAY NOT BE USED IN PART OR WHOLE TO DEVELOP THE DESIGN OF ANOTHER BUILDING WITHOUT EXPRESS WRITTEN PERMISSION BY MANNS WOODWARD STUDIOS.

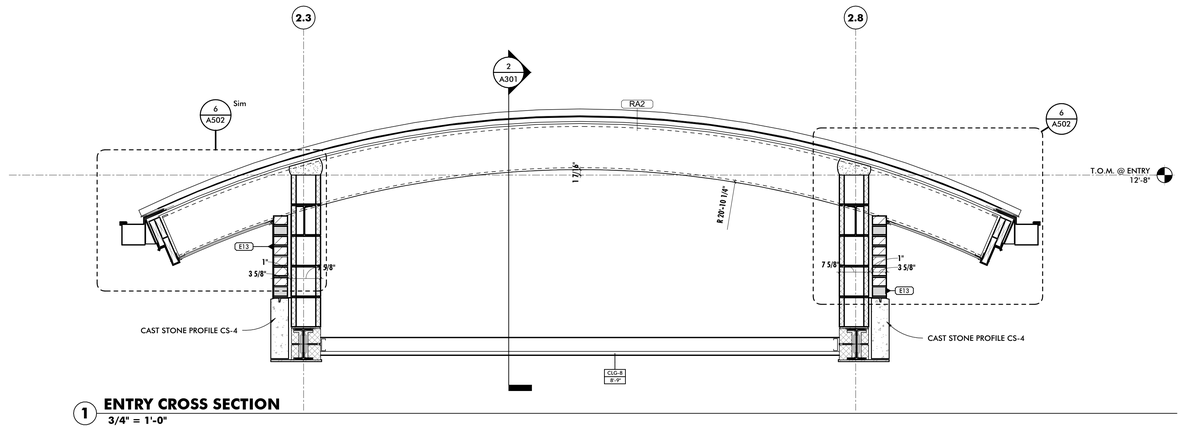

1 ENTRY CROSS SECTION
3/4" = 1'-0"

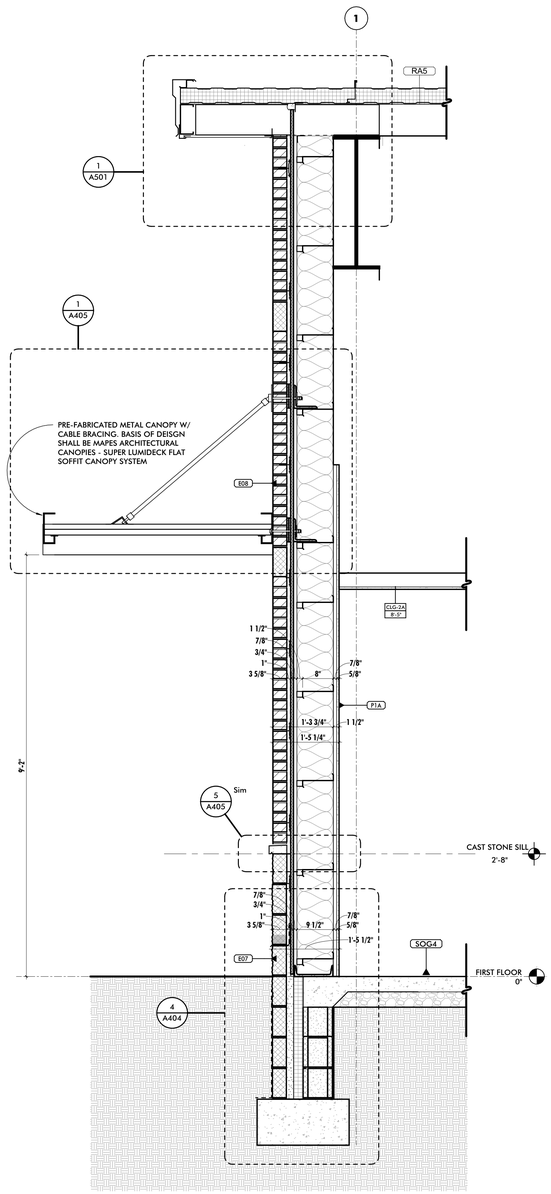

2 TYPICAL WALL SECTION
3/4" = 1'-0"

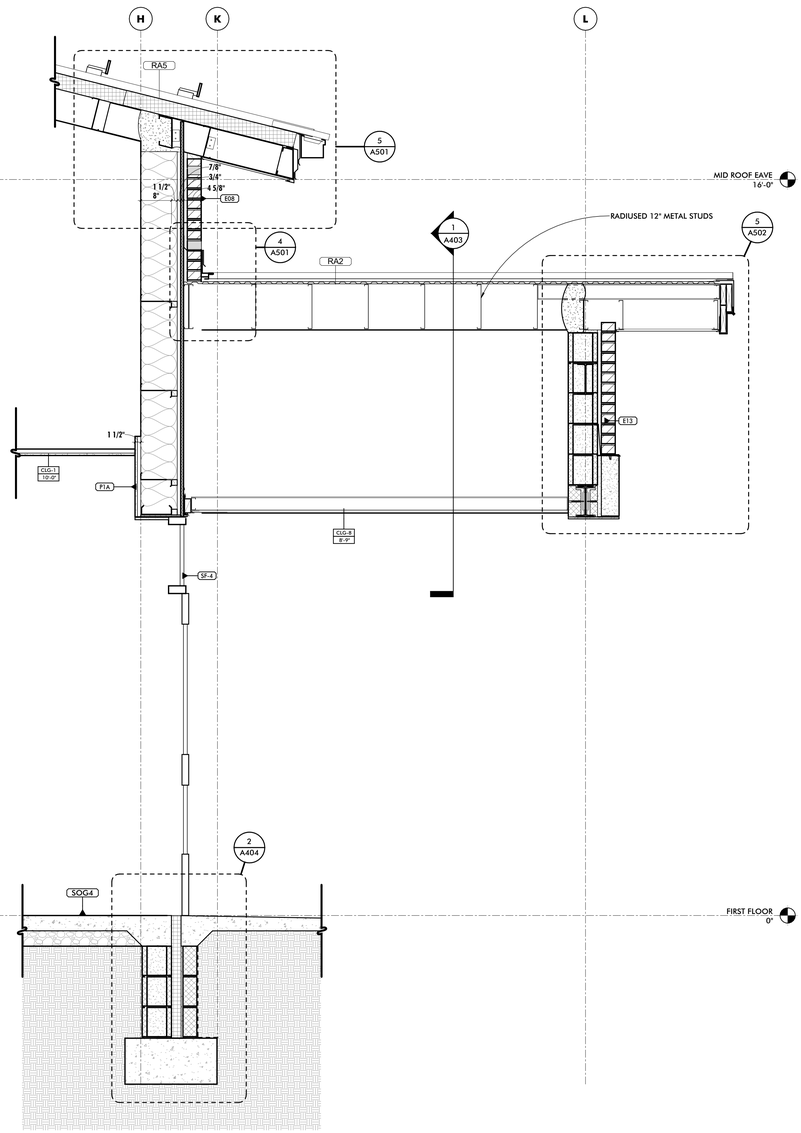

3 TYPICAL WALL SECTION
3/4" = 1'-0"

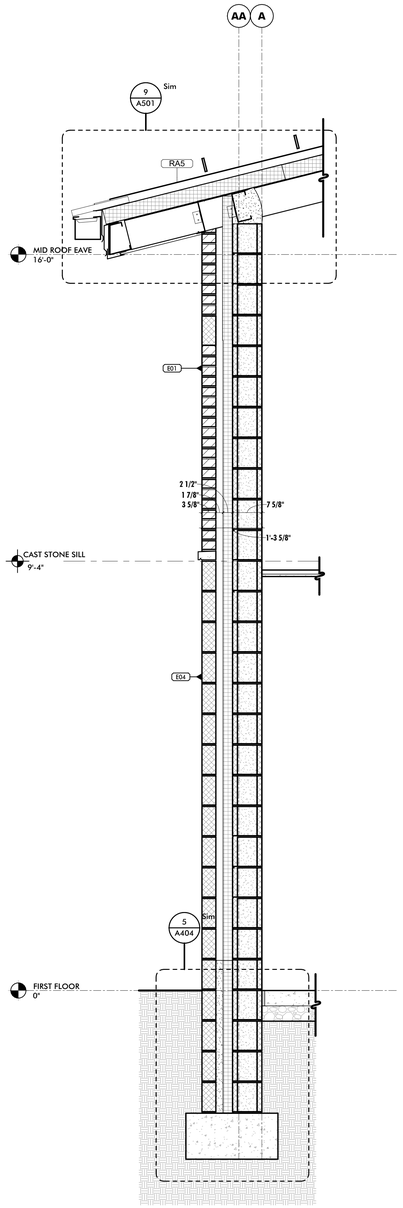

4 TYPICAL WALL SECTION
3/4" = 1'-0"

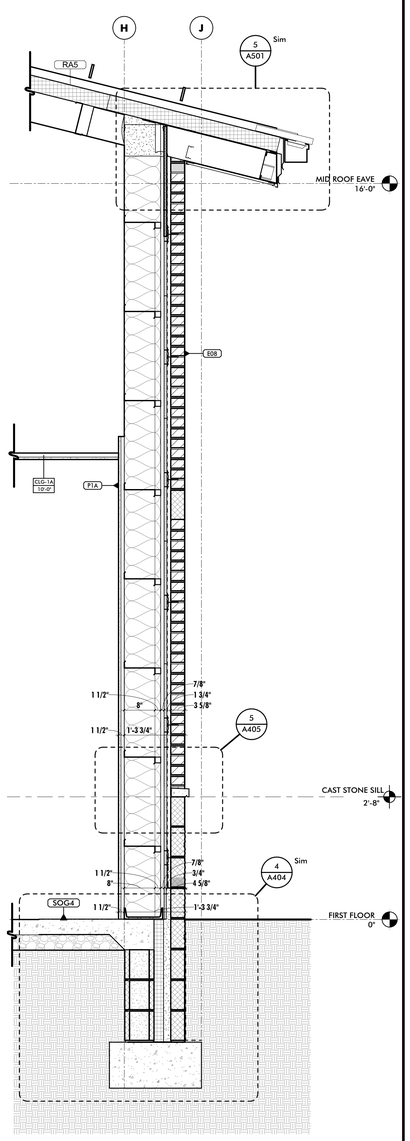

5 TYPICAL WALL SECTION
3/4" = 1'-0"

ALL DRAWINGS ARE PROTECTED BY FEDERAL COPYRIGHT BY MANNS WOODWARD STUDIOS, INC. AND CAN NOT BE REPRODUCED OR MODIFIED IN ANY MANNER WITHOUT WRITTEN PERMISSION. DOCUMENTS MAY NOT BE USED IN PART OR WHOLE TO DEVELOP THE DESIGN OF ANOTHER BUILDING WITHOUT EXPRESS WRITTEN PERMISSION BY MANNS WOODWARD STUDIOS.

MW STUDIOS
ARCHITECTURE + MASTER PLANNING
8098 SANDPIPER CIR, SUITE H
NOTTINGHAM, MD 21236
410-344-1460
INFO@MWSARCH.COM
WWW.MWSARCH.COM

SEAL:

I HEREBY CERTIFY THAT THESE DOCUMENTS WERE PREPARED OR APPROVED BY ME, AND THAT I AM A DULY LICENSED PROFESSIONAL ARCHITECT UNDER THE LAWS OF THE STATE OF PENNSYLVANIA.

LICENSE NUMBER: #RA405311
EXPIRATION DATE: 6-30-2027

EXETER TOWNSHIP
EMERGENCY SERVICES FACILITY
70 GIBRALTAR ROAD
READING, PA 19606

PROJECT NUMBER: 25-049

SUBMISSION:
BID SET

ORIGINAL ISSUE DATE:
10/01/2026

SHEET REVISION SCHEDULE:
No. DATE

WALL SECTIONS

SHEET NUMBER:
A403

10/1/2026 9:57:04 PM

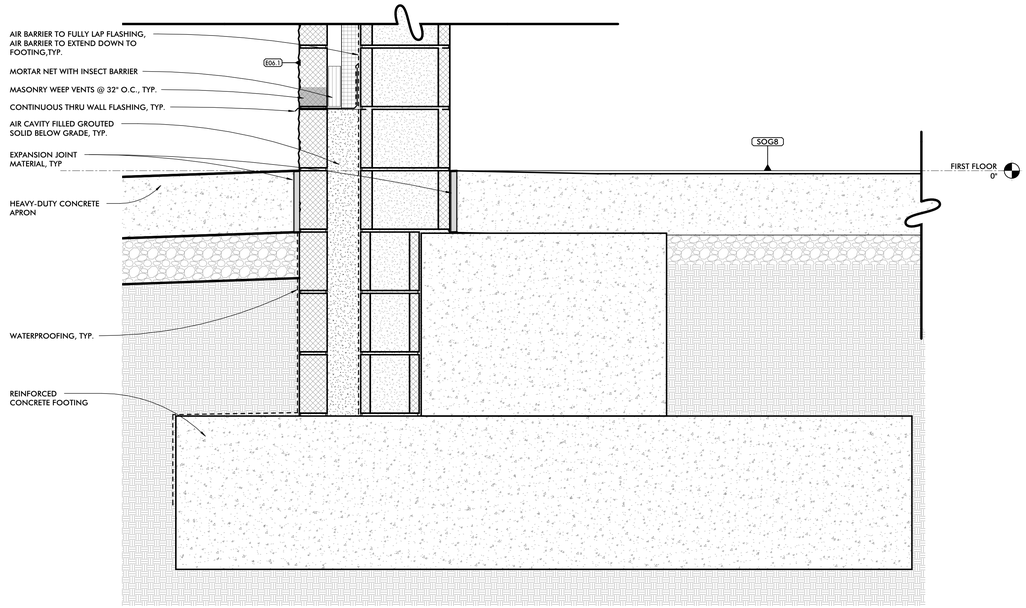

1 FOUNDATION @ APP BAY
1 1/2" = 1'-0"

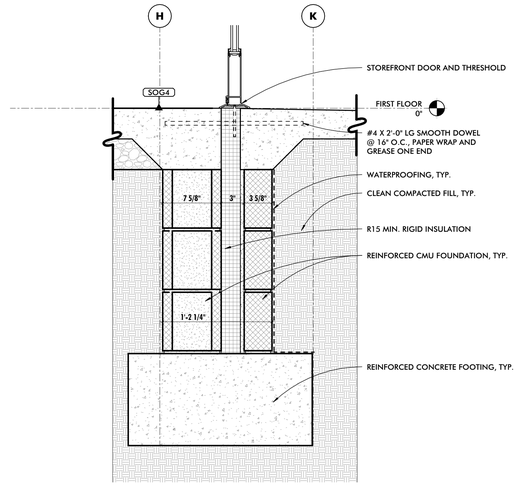

2 MAIN ENTRY SECTION
1 1/2" = 1'-0"

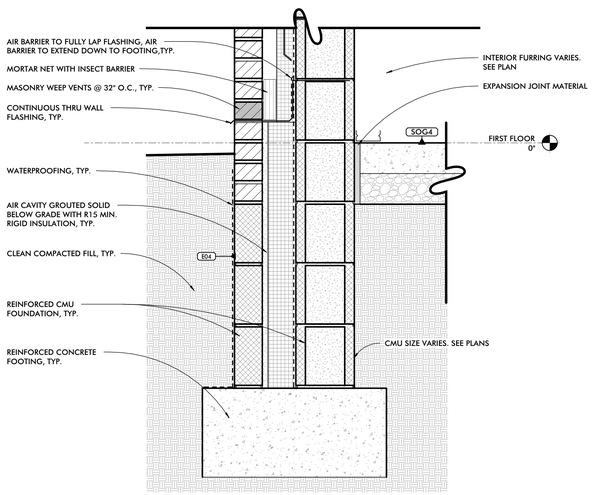

3 FOUNDATION DETAIL
1 1/2" = 1'-0"

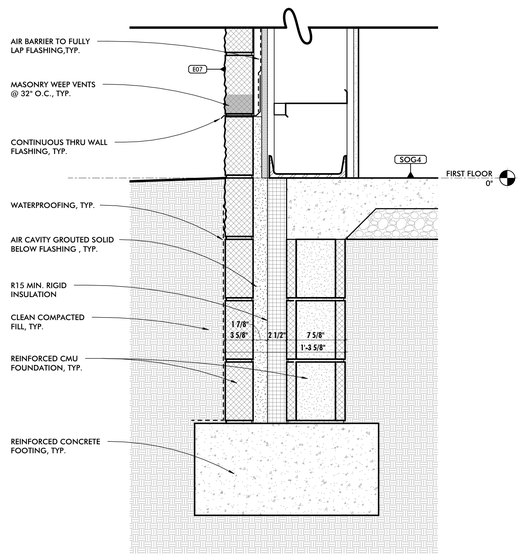

4 FOUNDATION AT GIRTS
1 1/2" = 1'-0"

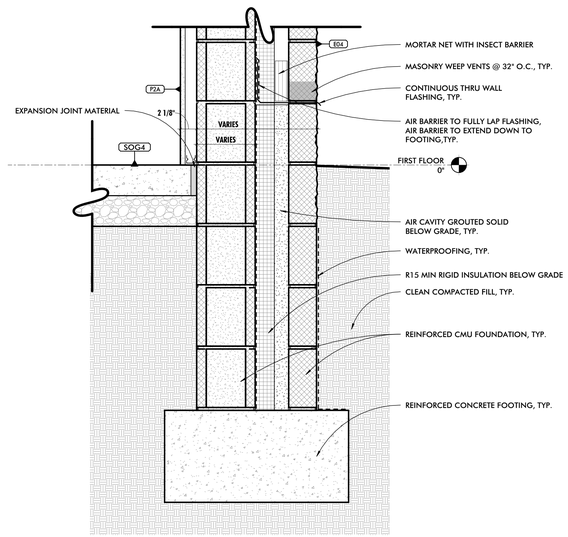

5 FOUNDATION DETAIL
1 1/2" = 1'-0"

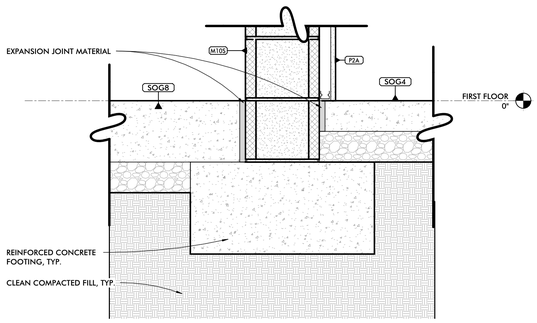

6 INTERIOR FOUNDATION DETAIL
1 1/2" = 1'-0"

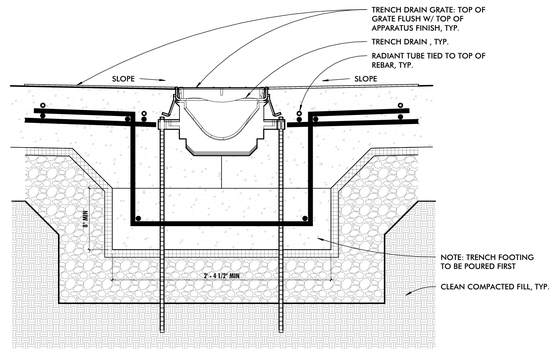

7 TRENCH DRAIN DETAIL
1 1/2" = 1'-0"

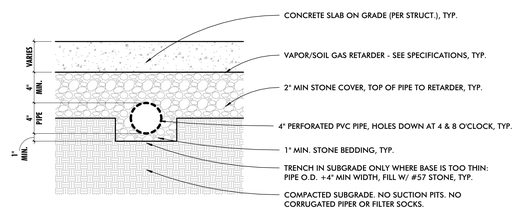

8 RADON GAS VENT PIPING
1 1/2" = 1'-0"

ALL DRAWINGS ARE PROTECTED BY FEDERAL COPYRIGHT BY MANNS WOODWARD STUDIOS, INC. AND CAN NOT BE REPRODUCED OR MODIFIED IN ANY MANNER WITHOUT WRITTEN PERMISSION. DOCUMENTS MAY NOT BE USED IN PART OR WHOLE TO DEVELOP THE DESIGN OF ANOTHER BUILDING WITHOUT EXPRESS WRITTEN PERMISSION BY MANNS WOODWARD STUDIOS.

MW STUDIOS
ARCHITECTURE + MASTER PLANNING
8098 SANDPIPER CIR, SUITE H
NOTTINGHAM, MD 21236
410-344-1460
INFO@MWSARCH.COM
WWW.MWSARCH.COM

SEAL:



I HEREBY CERTIFY THAT THESE DOCUMENTS WERE PREPARED OR APPROVED BY ME, AND THAT I AM A DULY LICENSED PROFESSIONAL ARCHITECT UNDER THE LAWS OF THE STATE OF PENNSYLVANIA.

LICENSE NUMBER: #RA405311
EXPIRATION DATE: 6-30-2027

EXETER TOWNSHIP
EMERGENCY SERVICES FACILITY
70 GIBRALTAR ROAD
READING, PA 19606

PROJECT NUMBER: 25-049

SUBMISSION:
BID SET

ORIGINAL ISSUE DATE:
10/01/2026

SHEET REVISION SCHEDULE:
No. DATE

FOUNDATION DETAILS

SHEET NUMBER:
A404

10/1/2026 8:57:05 PM

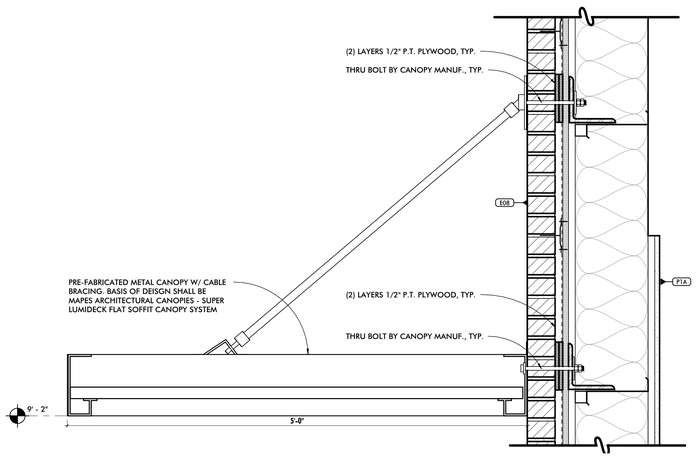

1 CANOPY ATTACHMENT @ BRICK
1 1/2" = 1'-0"

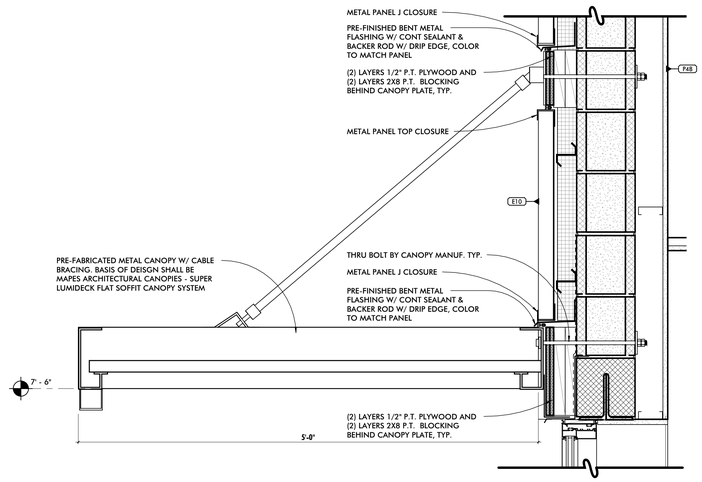

2 CANOPY ATTACHMENT @ METAL PANEL
1 1/2" = 1'-0"

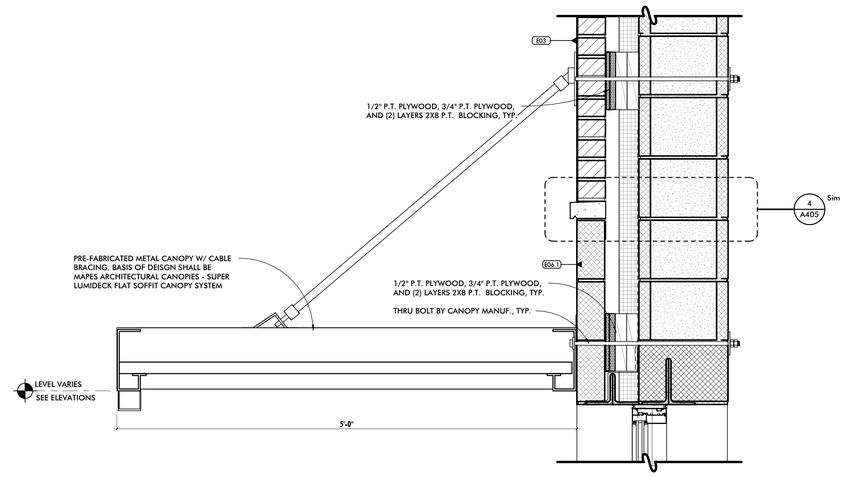

3 CANOPY ATTACHMENT @ MASONRY
1 1/2" = 1'-0"

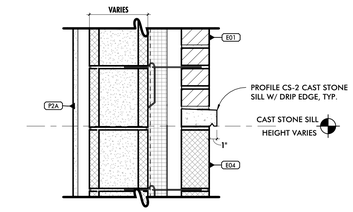

4 TRANSITION BRICK TO CMU
1 1/2" = 1'-0"

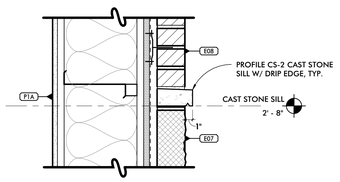

5 TRANSITION BRICK TO CMU @ GIRT
1 1/2" = 1'-0"

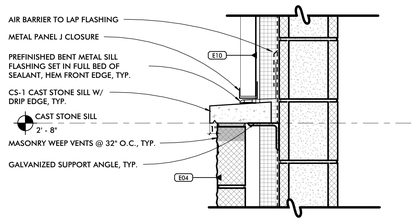

6 TRANSITION MP TO CMU
1 1/2" = 1'-0"

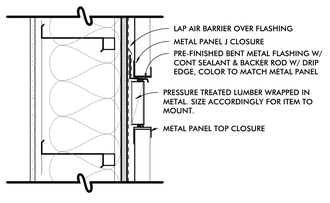

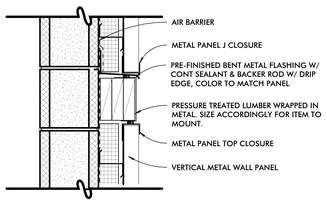

7 MISCELLANEOUS MOUNTING
1 1/2" = 1'-0"

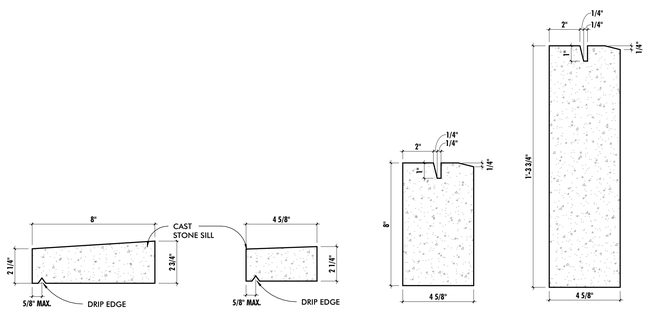

8 CAST STONE PROFILES
3" = 1'-0"

ALL DRAWINGS ARE PROTECTED BY FEDERAL COPYRIGHT BY MANNS WOODWARD STUDIOS, INC. AND CAN NOT BE REPRODUCED OR MODIFIED IN ANY MANNER WITHOUT WRITTEN PERMISSION. DOCUMENTS MAY NOT BE USED IN PART OR WHOLE TO DEVELOP THE DESIGN OF ANOTHER BUILDING WITHOUT EXPRESS WRITTEN PERMISSION BY MANNS WOODWARD STUDIOS.

MW STUDIOS
ARCHITECTURE + MASTER PLANNING
8098 SANDPIPER CIR, SUITE H
NOTTINGHAM, MD 21236
410-344-1460
INFO@MWSARCH.COM
WWW.MWSARCH.COM

SEAL:

I HEREBY CERTIFY THAT THESE DOCUMENTS WERE PREPARED OR APPROVED BY ME, AND THAT I AM A DULY LICENSED PROFESSIONAL ARCHITECT UNDER THE LAWS OF THE STATE OF PENNSYLVANIA.

LICENSE NUMBER: #RA405311
EXPIRATION DATE: 6-30-2027

EXETER TOWNSHIP
EMERGENCY SERVICES FACILITY
70 GIBRALTAR ROAD
READING, PA 19606

PROJECT NUMBER: 25-049

SUBMISSION:
BID SET

ORIGINAL ISSUE DATE:
10/01/2026

SHEET REVISION SCHEDULE:
No. DATE

WALL DETAILS

SHEET NUMBER:
A405

10/1/2026 9:57:08 PM

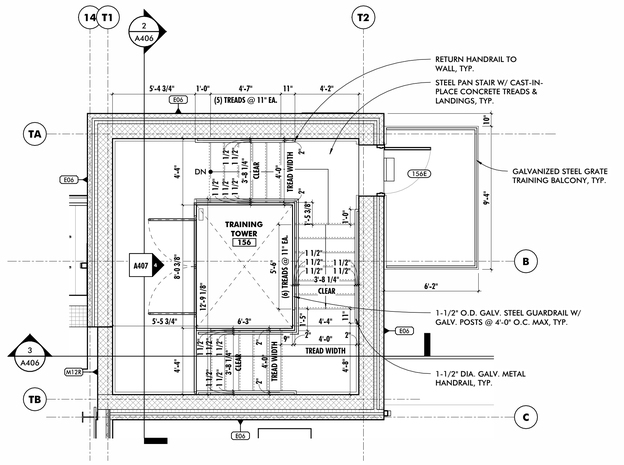

1 TRAINING TOWER TOP LANDING
1/4" = 1'-0"

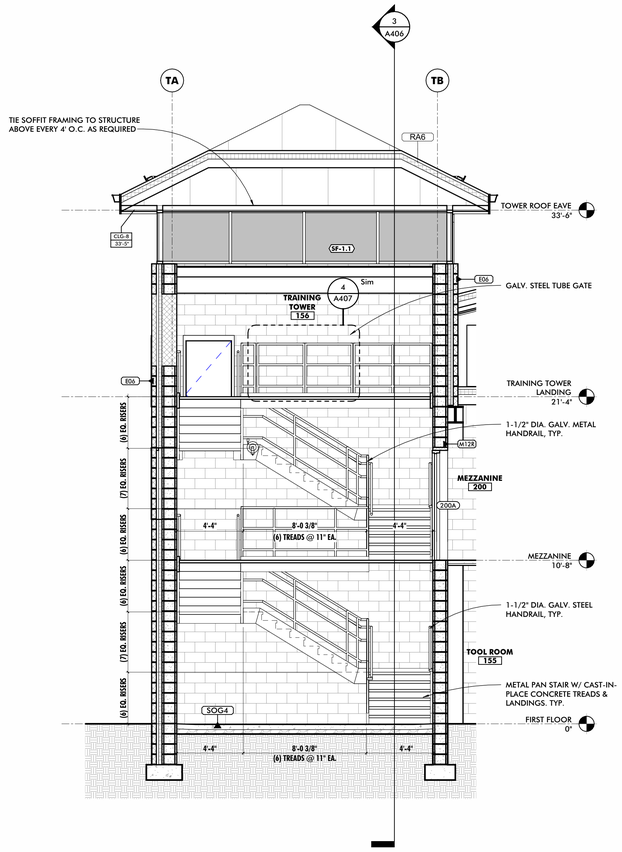

2 TOWER STAIR SECTION A
1/4" = 1'-0"

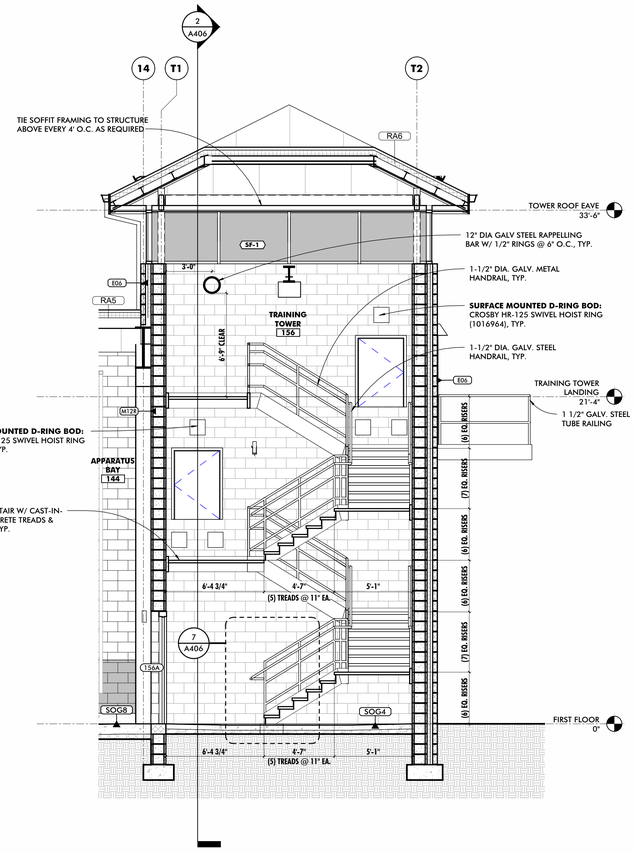

3 TOWER STAIR SECTION B
1/4" = 1'-0"

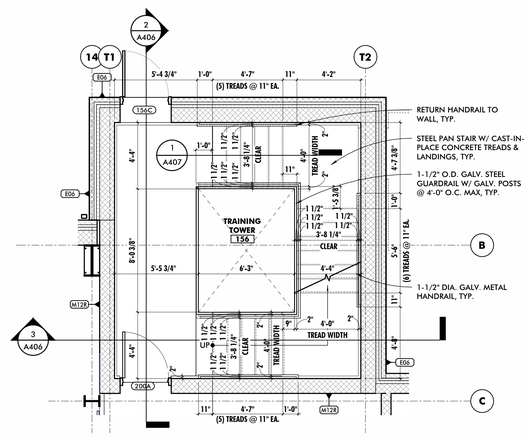

4 TRAINING TOWER MEZZANINE LEVEL
1/4" = 1'-0"

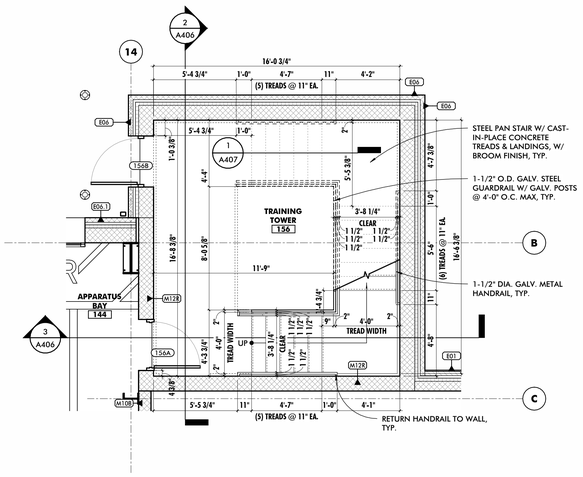

5 TRAINING TOWER GROUND FLOOR
1/4" = 1'-0"

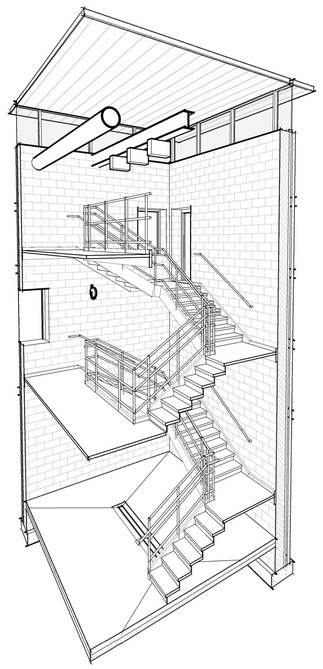

6 TRAINING TOWER STAIR - ISOMETRIC

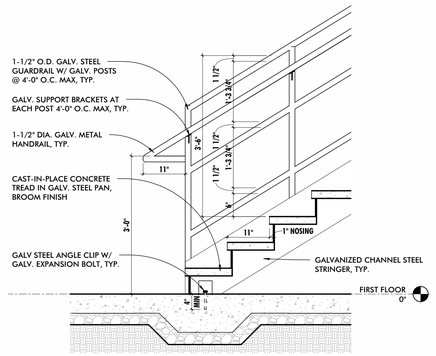

7 TYPICAL STAIR LANDING DETAIL
3/4" = 1'-0"

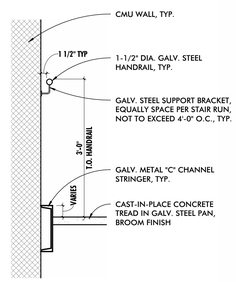

8 TYPICAL HANDRAIL DETAIL @ CMU WALL
3/4" = 1'-0"

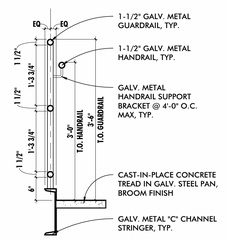

9 TYPICAL GUARDRAIL W/ HANDRAIL @ STAIRS
3/4" = 1'-0"

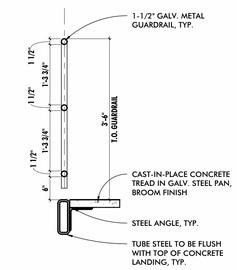

10 TYPICAL GUARDRAIL @ EACH LANDING AT GATE AND RAPPEL SECTION
3/4" = 1'-0"

MW STUDIOS
ARCHITECTURE + MASTER PLANNING
8098 SANDPIPER CIR, SUITE H
NOTTINGHAM, MD 21236
☎ 410-344-1460
✉ INFO@MWSARCH.COM
🌐 WWW.MWSARCH.COM

SEAL:

I HEREBY CERTIFY THAT THESE DOCUMENTS WERE PREPARED OR APPROVED BY ME, AND THAT I AM A DULY LICENSED PROFESSIONAL ARCHITECT UNDER THE LAWS OF THE STATE OF PENNSYLVANIA.

LICENSE NUMBER: #RA405311
EXPIRATION DATE: 6-30-2027

EXETER TOWNSHIP
EMERGENCY SERVICES FACILITY
70 GIBRALTAR ROAD
READING, PA 19606

PROJECT NUMBER: 25-049

SUBMISSION:
BID SET

ORIGINAL ISSUE DATE:
10/01/2026

SHEET REVISION SCHEDULE:
No. DATE

STAIR DETAILS

SHEET NUMBER:
A406

10/1/2026 9:57:14 PM

ALL DRAWINGS ARE PROTECTED BY FEDERAL COPYRIGHT BY MANNS WOODWARD STUDIOS, INC. AND CAN NOT BE REPRODUCED OR MODIFIED IN ANY MANNER WITHOUT WRITTEN PERMISSION. DOCUMENTS MAY NOT BE USED IN PART OR WHOLE TO DEVELOP THE DESIGN OF ANOTHER BUILDING WITHOUT EXPRESS WRITTEN PERMISSION BY MANNS WOODWARD STUDIOS.

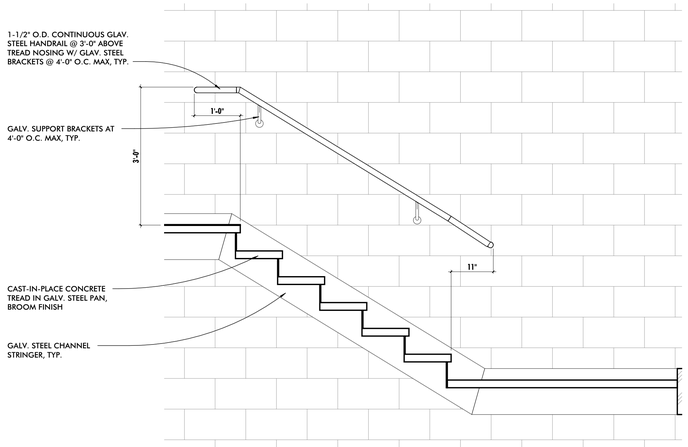

1 TRAINING TOWER STAIR SECTION @ WALL MOUNTED HANDRAIL
3/4" = 1'-0"

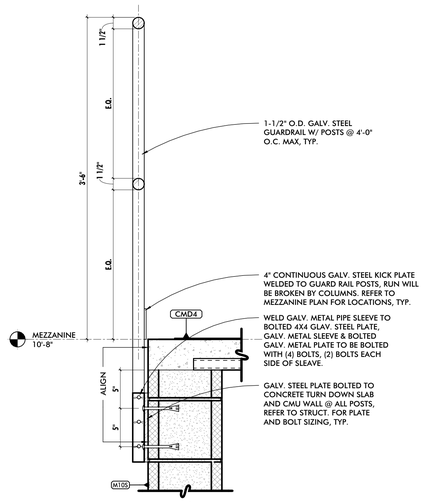

2 MEZZANINE EDGE
1 1/2" = 1'-0"

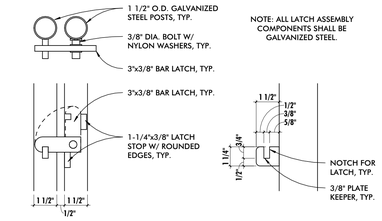

3 LATCH DETAIL
3" = 1'-0"

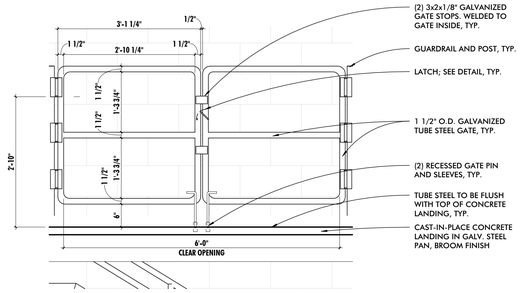

4 TRAINING TOWER GATE DETAIL
3/4" = 1'-0"

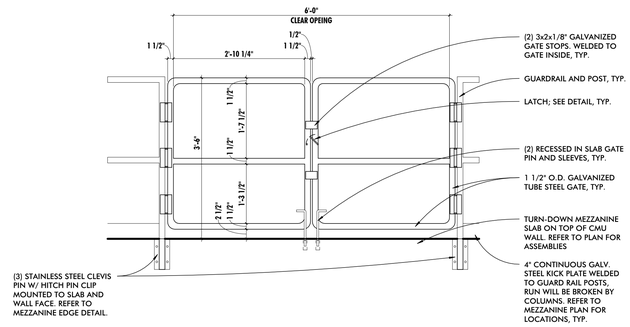

5 MEZZANINE GATE DETAIL
3/4" = 1'-0"

MW STUDIOS
ARCHITECTURE + MASTER PLANNING
8098 SANDPIPER CIR, SUITE H
NOTTINGHAM, MD 21236
410-344-1460
INFO@MWSARCH.COM
WWW.MWSARCH.COM

SEAL:

I HEREBY CERTIFY THAT THESE DOCUMENTS WERE PREPARED OR APPROVED BY ME, AND THAT I AM A DULY LICENSED PROFESSIONAL ARCHITECT UNDER THE LAWS OF THE STATE OF PENNSYLVANIA.

LICENSE NUMBER: #RA405311
EXPIRATION DATE: 6-30-2027

EXETER TOWNSHIP
EMERGENCY SERVICES FACILITY
70 GIBRALTAR ROAD
READING, PA 19606

PROJECT NUMBER: 25-049

SUBMISSION:
BID SET

ORIGINAL ISSUE DATE:
10/01/2026

SHEET REVISION SCHEDULE:
No. DATE

STAIR DETAILS

SHEET NUMBER:
A407

10/1/2026 9:57:15 PM

ALL DRAWINGS ARE PROTECTED BY FEDERAL COPYRIGHT BY MANNS WOODWARD STUDIOS, INC. AND CAN NOT BE REPRODUCED OR MODIFIED IN ANY MANNER WITHOUT WRITTEN PERMISSION. DOCUMENTS MAY NOT BE USED IN PART OR WHOLE TO DEVELOP THE DESIGN OF ANOTHER BUILDING WITHOUT EXPRESS WRITTEN PERMISSION BY MANNS WOODWARD STUDIOS.

0	REFERENCED NOTES - ROOF PLANS
1	6" X 6" PREFINISHED ALUMINUM GUTTER. COLOR TO MATCH FASCIA.
2	4" X 5" PREFINISHED ALUMINUM DOWNSPOUT WITH RECTANGULAR CAST IRON BOOT. DOWNSPOUT COLOR TO MATCH FASCIA. SITE CONTRACTOR SHALL PROVIDE THE BOOT AND ALL ASSOCIATED UNDERGROUND PIPING. THE GENERAL CONTRACTOR SHALL PROVIDE THE DOWNSPOUT AND MAKE FINAL CONNECTIONS TO THE BOOT. SITE CONTRACTOR AND GENERAL CONTRACTOR SHALL COORDINATE DOWNSPOUT LOCATIONS FOR ACCURATE PLACEMENT OF BOOTS/CONNECTION LOCATIONS.
3	PREFINISHED ALUMINUM FASCIA
4	PREFINISHED METAL PARAPET COPING
5	EXTERIOR FACE OF CMU BACK-UP OF WALL ASSMEBLY BELOW
6	PRE-FABRICATED METAL CANOPY W/ CABLE BRACING. BASIS OF DEISGN SHALL BE MAPES ARCHITECTURAL CANOPIES - SUPER LUMIDECK FLAT SOFFIT CANOPY SYSTEM.
7	NON-PENETRATING SNOW RETENTION SYSTEM CLAMPED TO STANDING SEAMS
8	RADIO COMMUNICATIONS SYSTEM ANTENNA LOCATION. SEE GENERAL PROJECT NOTES FOR MORE INFORMATION.
9	ROOF CRICKET AS REQUIRED

GENERAL ROOFING NOTES

1	BLOCKING/MISCELLANEOUS FRAMING INDICATED WITHIN THE DOCUMENTS IS SHOWN FOR THE PURPOSES OF DESIGN INTENT. IT SHALL BE THE CONTRACTORS RESPONSIBILITY, WHETHER SHOWN OR NOT SHOWN, TO PROVIDE BLOCKING/MISCELLANEOUS FRAMING AS REQUIRED TO PROPERLY SUPPORT ALL SUBSTRATES, FLASHINGS, COPINGS, BRAKE METAL, SOFFITS, INSULATIONS, CLIPS, STOPS, MISCELLANEOUS ITEMS, ROOFING MEMBRANES OR SYSTEMS AND SIMILAR ITEMS REQUIRED TO COMPLETE THE WORK. WHERE ADDITIONAL BLOCKING/MISCELLANEOUS FRAMING, INCLUDING BUT NOT LIMITED TO THE REPLACEMENT OF INDICATED SHEATHING/DECKING, IS RECOMMENDED BY ONE OF THE ASSEMBLY COMPONENTS MANUFACTURER, THE CONTRACTOR SHALL PROVIDE AND INSTALL SUCH BLOCKING/MISCELLANEOUS FRAMING TO COMPLY WITH THE MANUFACTURER'S RECOMMENDATIONS.
2	CONTRACTOR SHALL BE RESPONSIBLE FOR COORDINATING FINAL ROOFING SUBSTRATE REQUIREMENTS TO ENSURE SUCCESSFUL INSTALLATION OF ROOFING MATERIALS IN A MANNER THAT MAINTAINS THE FULL PRODUCT WARRANTY AND COMPLIES WITH ALL APPLICABLE BUILDING CODES OF THE AHJ.

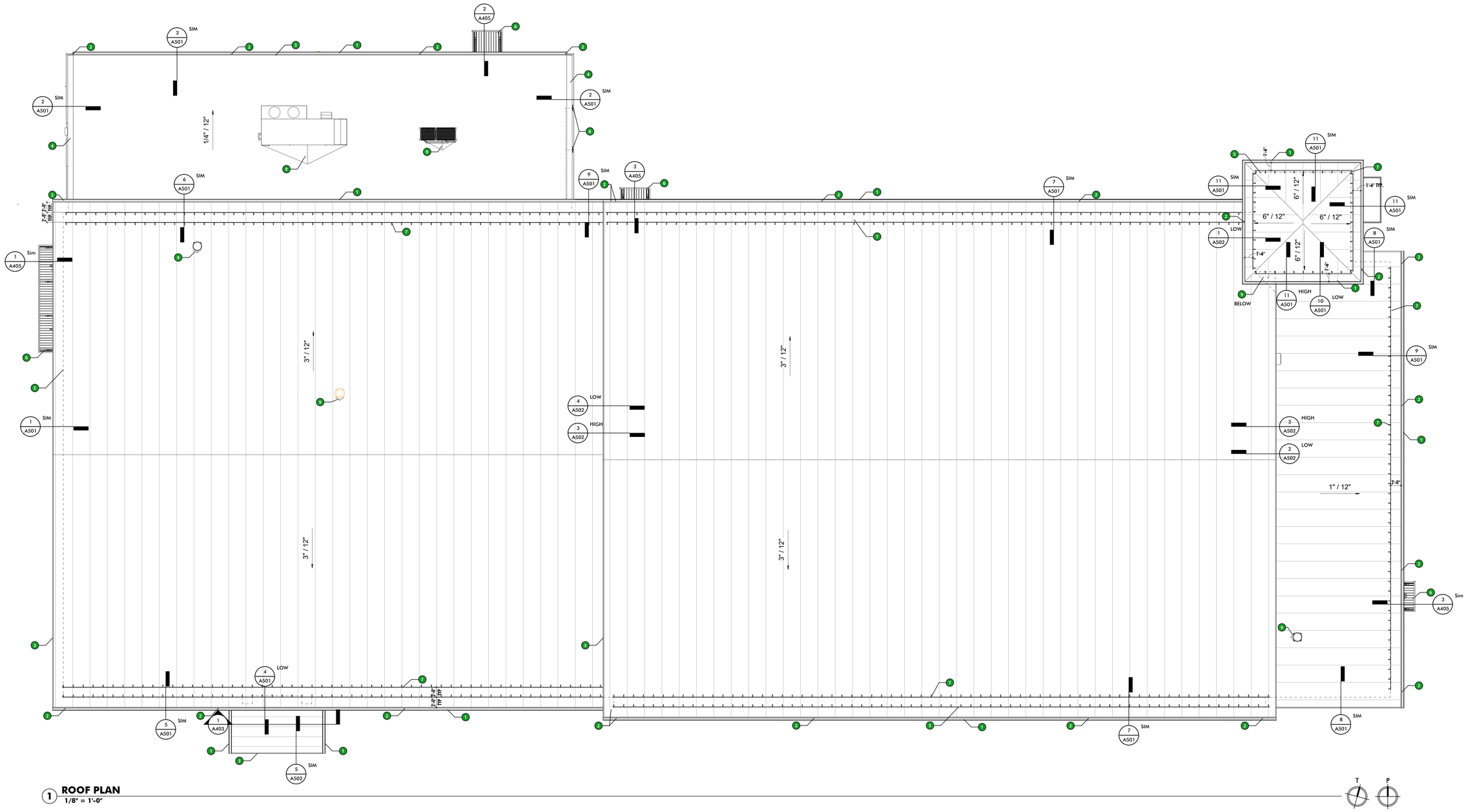

1 ROOF PLAN
1/8" = 1'-0"

MW STUDIOS
ARCHITECTURE + MASTER PLANNING
8098 SANDPIPER CIR, SUITE H
NOTTINGHAM, MD 21236
410-344-1460
INFO@MWSARCH.COM
WWW.MWSARCH.COM

SEAL:

I HEREBY CERTIFY THAT THESE DOCUMENTS WERE PREPARED OR APPROVED BY ME, AND THAT I AM A DULY LICENSED PROFESSIONAL ARCHITECT UNDER THE LAWS OF THE STATE OF PENNSYLVANIA.

LICENSE NUMBER: #RA405311
EXPIRATION DATE: 6-30-2027

EXETER TOWNSHIP
EMERGENCY SERVICES FACILITY
70 GIBRALTAR ROAD
READING, PA 19606

PROJECT NUMBER: 25-049

SUBMISSION:
BID SET

ORIGINAL ISSUE DATE:
10/01/2026

SHEET REVISION SCHEDULE:
No. DATE

ROOF PLAN

SHEET NUMBER:
A500

10/1/2026 8:57:19 PM

ALL DRAWINGS ARE PROTECTED BY FEDERAL COPYRIGHT BY MANNS WOODWARD STUDIOS, INC. AND CAN NOT BE REPRODUCED OR MODIFIED IN ANY MANNER WITHOUT WRITTEN PERMISSION. DOCUMENTS MAY NOT BE USED IN PART OR WHOLE TO DEVELOP THE DESIGN OF ANOTHER BUILDING WITHOUT EXPRESS WRITTEN PERMISSION BY MANNS WOODWARD STUDIOS.

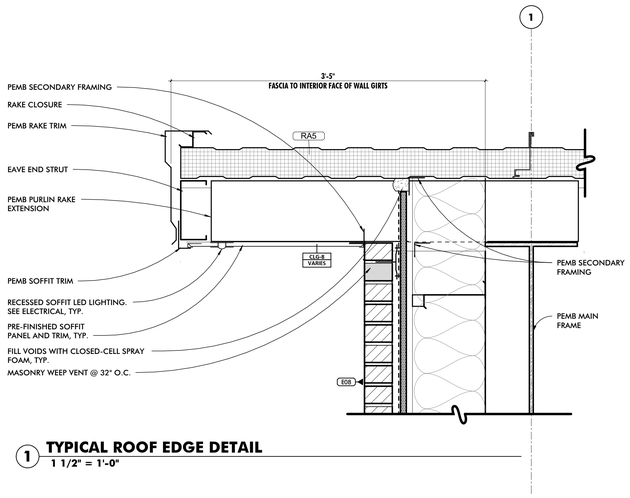

1 TYPICAL ROOF EDGE DETAIL
1 1/2" = 1'-0"

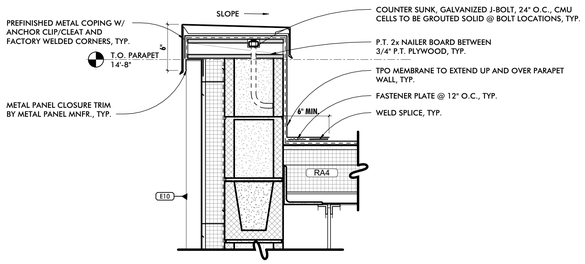

2 TYPICAL ROOF EDGE DETAIL
1 1/2" = 1'-0"

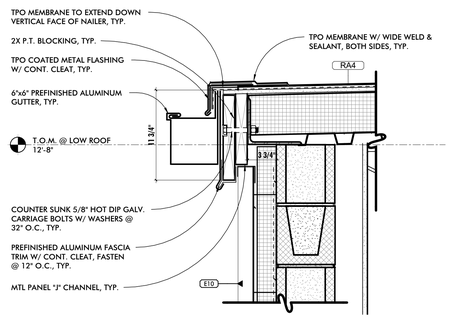

3 TYPICAL ROOF EDGE DETAIL
1 1/2" = 1'-0"

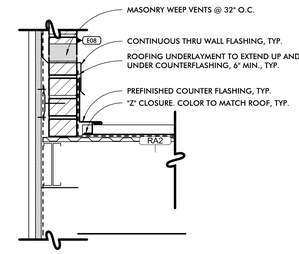

4 TYPICAL ROOF EDGE DETAIL
1 1/2" = 1'-0"

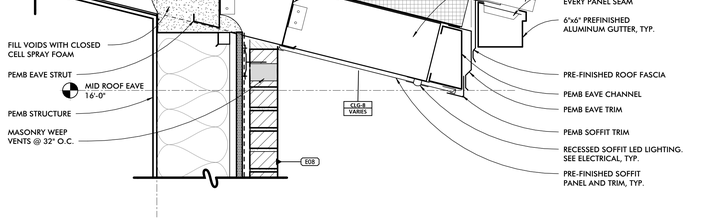

5 TYPICAL ROOF EDGE DETAIL
1 1/2" = 1'-0"

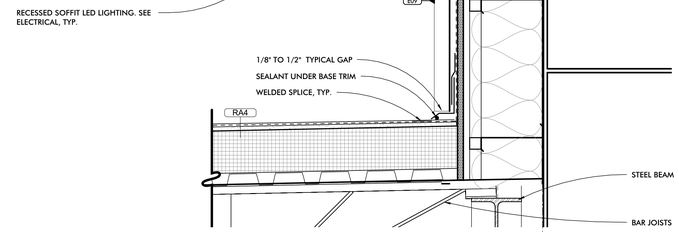

6 TYPICAL ROOF EDGE DETAIL
1 1/2" = 1'-0"

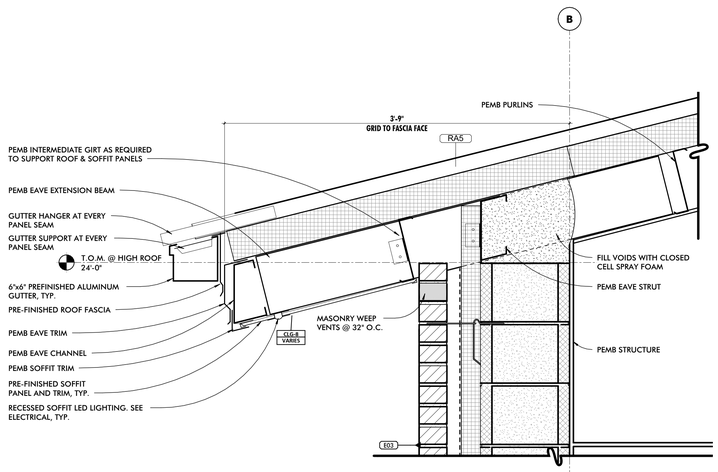

7 TYPICAL ROOF EDGE DETAIL
1 1/2" = 1'-0"

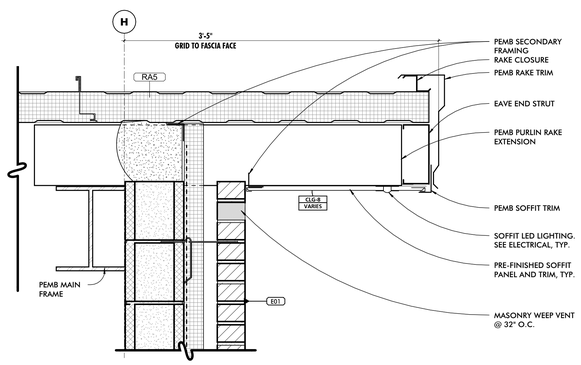

8 TYPICAL ROOF EDGE DETAIL
1 1/2" = 1'-0"

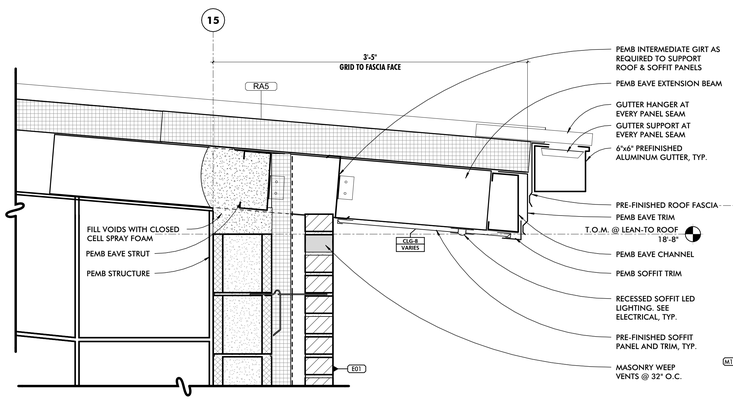

9 TYPICAL ROOF EDGE DETAIL
1 1/2" = 1'-0"

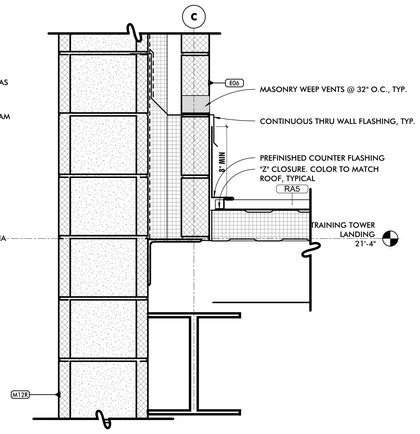

10 TYPICAL ROOF EDGE DETAIL
1 1/2" = 1'-0"

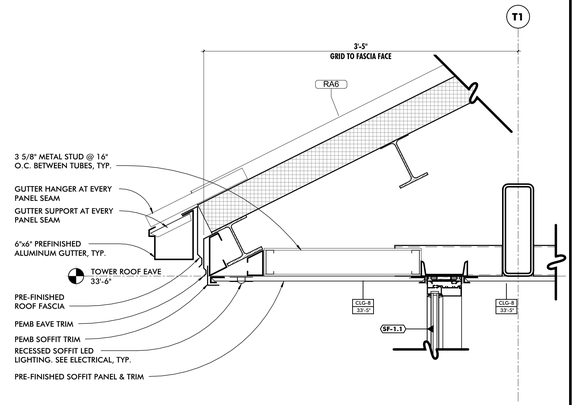

11 TYPICAL ROOF EDGE DETAIL
1 1/2" = 1'-0"

STUDIOS
ARCHITECTURE + MASTER PLANNING
8098 SANDPIPER CIR, SUITE H
NOTTINGHAM, MD 21236
☎ 410-344-1460
✉ INFO@MWSARCH.COM
WWW.MWSARCH.COM

SEAL:

I HEREBY CERTIFY THAT THESE DOCUMENTS WERE PREPARED OR APPROVED BY ME, AND THAT I AM A DULY LICENSED PROFESSIONAL ARCHITECT UNDER THE LAWS OF THE STATE OF PENNSYLVANIA.

LICENSE NUMBER: #RA405311
EXPIRATION DATE: 6-30-2027

EXETER TOWNSHIP
EMERGENCY SERVICES FACILITY
70 GIBRALTAR ROAD
READING, PA 19606

PROJECT NUMBER: 25-049

SUBMISSION:
BID SET

ORIGINAL ISSUE DATE:
10/01/2026

SHEET REVISION SCHEDULE:
No. DATE

ROOF DETAILS

SHEET NUMBER:
A501

10/1/2026 9:57:21 PM

ALL DRAWINGS ARE PROTECTED BY FEDERAL COPYRIGHT BY MANNS WOODWARD STUDIOS, INC. AND CAN NOT BE REPRODUCED OR MODIFIED IN ANY MANNER WITHOUT WRITTEN PERMISSION. DOCUMENTS MAY NOT BE USED IN PART OR WHOLE TO DEVELOP THE DESIGN OF ANOTHER BUILDING WITHOUT EXPRESS WRITTEN PERMISSION BY MANNS WOODWARD STUDIOS.

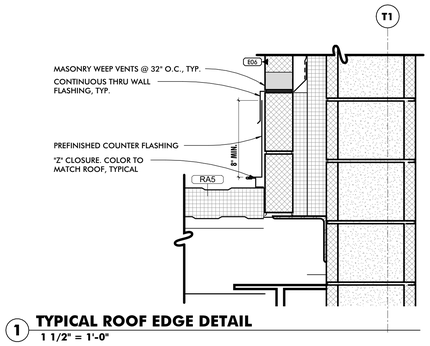

1 TYPICAL ROOF EDGE DETAIL
1 1/2" = 1'-0"

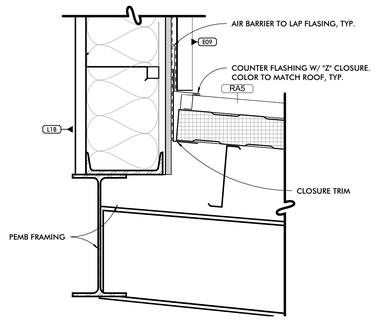

2 TYPICAL ROOF EDGE DETAIL
1 1/2" = 1'-0"

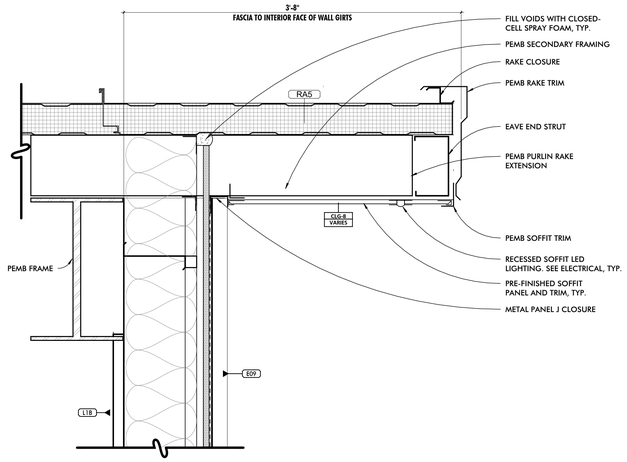

3 TYPICAL ROOF EDGE DETAIL
1 1/2" = 1'-0"

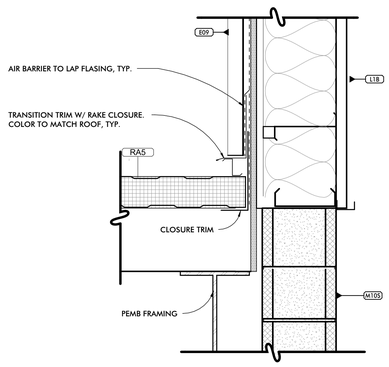

4 TYPICAL ROOF EDGE DETAIL
1 1/2" = 1'-0"

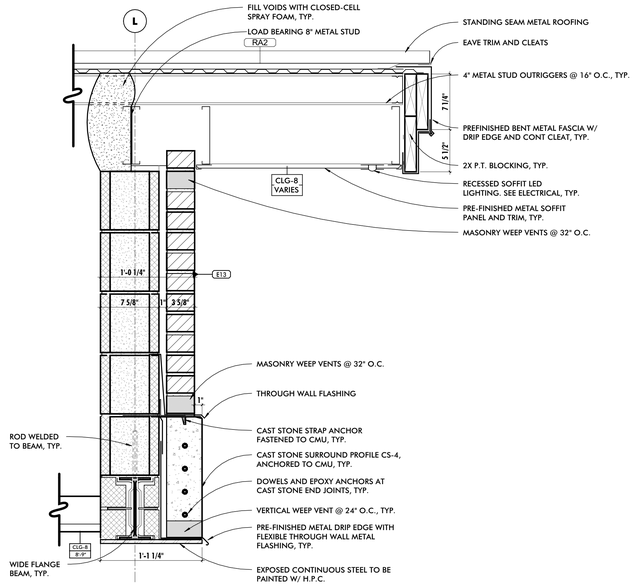

5 TYPICAL ROOF EDGE DETAIL
1 1/2" = 1'-0"

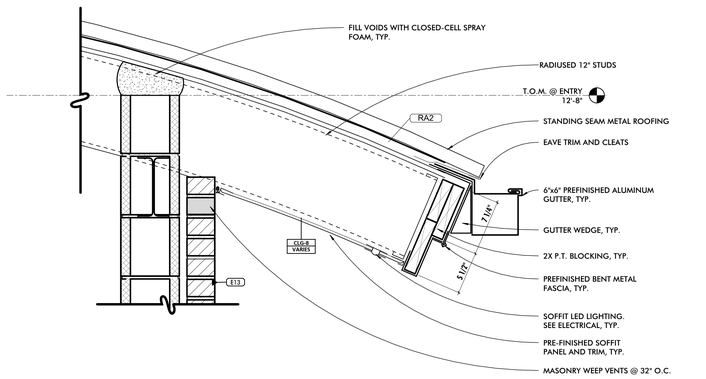

6 TYPICAL ROOF EDGE DETAIL
1 1/2" = 1'-0"

ALL DRAWINGS ARE PROTECTED BY FEDERAL COPYRIGHT BY MANNS WOODWARD STUDIOS, INC. AND CAN NOT BE REPRODUCED OR MODIFIED IN ANY MANNER WITHOUT WRITTEN PERMISSION. DOCUMENTS MAY NOT BE USED IN PART OR WHOLE TO DEVELOP THE DESIGN OF ANOTHER BUILDING WITHOUT EXPRESS WRITTEN PERMISSION BY MANNS WOODWARD STUDIOS.

MW STUDIOS
ARCHITECTURE + MASTER PLANNING
8098 SANDPIPER CIR, SUITE H
NOTTINGHAM, MD 21236
☎ 410-344-1460
✉ INFO@MWSARCH.COM
🌐 WWW.MWSARCH.COM

SEAL:

I HEREBY CERTIFY THAT THESE DOCUMENTS WERE PREPARED OR APPROVED BY ME, AND THAT I AM A DULY LICENSED PROFESSIONAL ARCHITECT UNDER THE LAWS OF THE STATE OF PENNSYLVANIA.

LICENSE NUMBER: #RA405311
EXPIRATION DATE: 6-30-2027

EXETER TOWNSHIP
EMERGENCY SERVICES FACILITY
70 GIBRALTAR ROAD
READING, PA 19606

PROJECT NUMBER: 25-049

SUBMISSION:
BID SET

ORIGINAL ISSUE DATE:
10/01/2026

SHEET REVISION SCHEDULE:
No. DATE

ROOF DETAILS

SHEET NUMBER:
A502

10/1/2026 9:57:22 PM

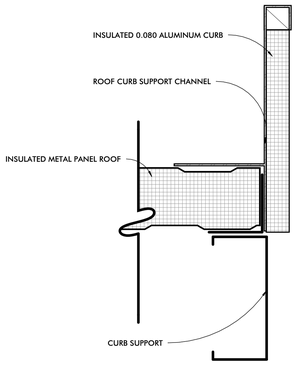

TYPICAL INSULATED PANEL PIPE CURB DETAIL

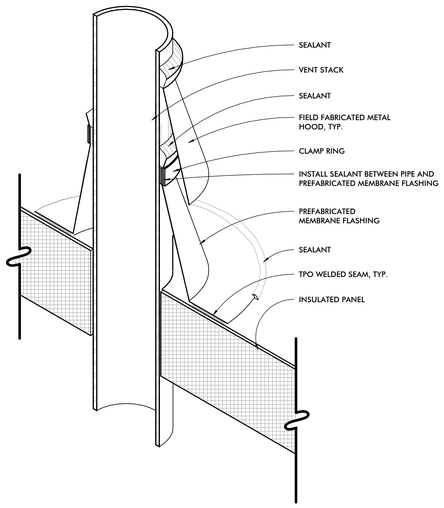

TYPICAL INSULATED PANEL VENT PENETRATION DETAIL

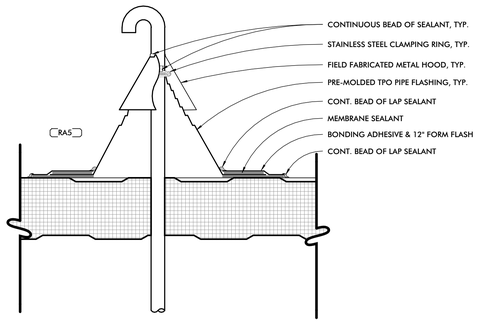

TYPICAL INSULATED PANEL CONDUIT PENETRATION

1 INSULATED METAL PANEL TYPICAL DETAILS

3" = 1'-0"

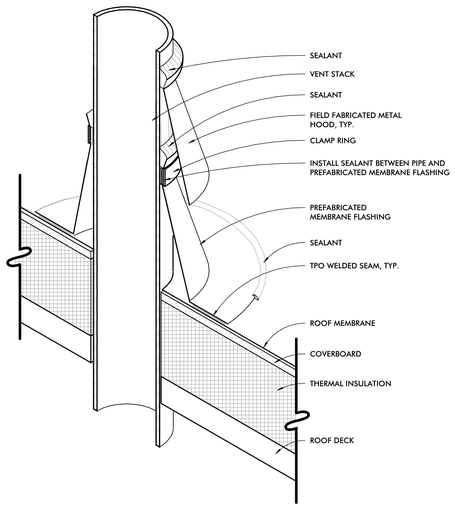

TYPICAL TPO VENT PENETRATION DETAIL

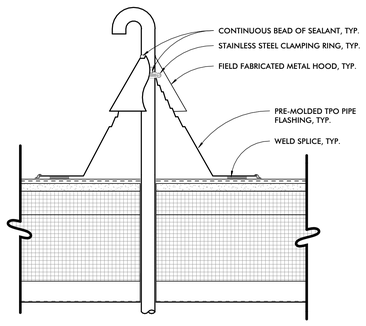

TYPICAL TPO CONDUIT PENETRATION

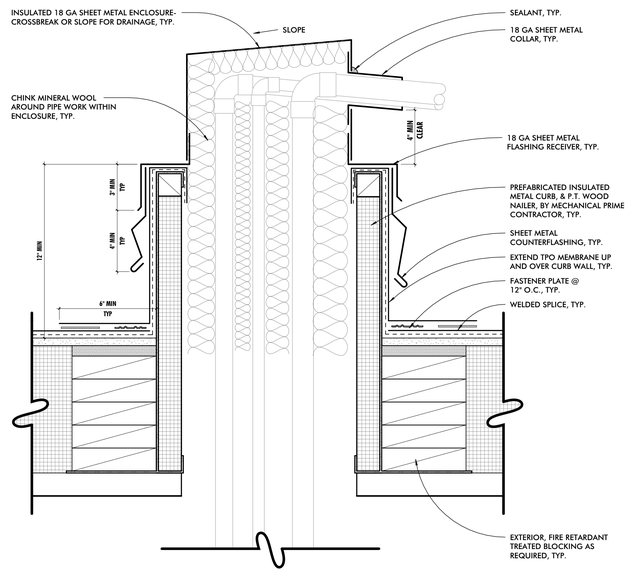

TYPICAL TPO PIPE ENCLOSURE DETAIL

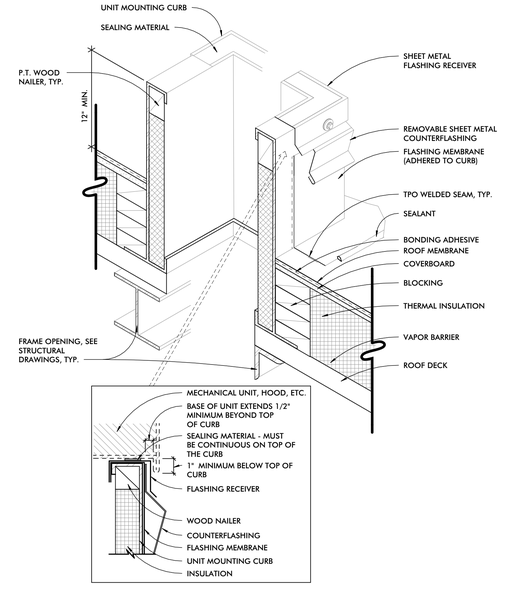

TYPICAL TPO EQUIPMENT CURB DETAIL

2 TPO ROOF DETAILS

3" = 1'-0"

ALL DRAWINGS ARE PROTECTED BY FEDERAL COPYRIGHT BY MANNS WOODWARD STUDIOS, INC. AND CAN NOT BE REPRODUCED OR MODIFIED IN ANY MANNER WITHOUT WRITTEN PERMISSION. DOCUMENTS MAY NOT BE USED IN PART OR WHOLE TO DEVELOP THE DESIGN OF ANOTHER BUILDING WITHOUT EXPRESS WRITTEN PERMISSION BY MANNS WOODWARD STUDIOS.

MW STUDIOS
ARCHITECTURE + MASTER PLANNING
8098 SANDPIPER CIR, SUITE H
NOTTINGHAM, MD 21236
410-344-1460
INFO@MWSARCH.COM
WWW.MWSARCH.COM

SEAL:

I HEREBY CERTIFY THAT THESE DOCUMENTS WERE PREPARED OR APPROVED BY ME, AND THAT I AM A DULY LICENSED PROFESSIONAL ARCHITECT UNDER THE LAWS OF THE STATE OF PENNSYLVANIA.

LICENSE NUMBER: #RA405311
EXPIRATION DATE: 6-30-2027

EXETER TOWNSHIP
EMERGENCY SERVICES FACILITY
70 GIBRALTAR ROAD
READING, PA 19606

PROJECT NUMBER: 25-049

SUBMISSION:
BID SET

ORIGINAL ISSUE DATE:
10/01/2026

SHEET REVISION SCHEDULE:
No. DATE

TYPICAL ROOF DETAILS

SHEET NUMBER:
A503

10/1/2026 9:57:22 PM

SCHEDULE - DOOR

	DOOR PANEL						FRAME								GLAZING		DETAILS			RATINGS			
							SIZE SUMMARY		FRAME PROFILE SUMMARY														
MARK	SIZE	TYPE	THICKNESS	MATERIAL	FINISH	FRAME TYPE	OVERALL HEIGHT	OVERALL WIDTH	DEPTH	THROAT	HEAD	JAMB	SIDE LITE WIDTH	MATERIAL	FINISH	THICKNESS	TYPE	HEAD	JAMB	THRESHOLD	FIRE (IN MINUTES)	HARDWARE SET	COMMENTS	MARK
101A	3'-0" x 7'-0"	PANEL : G	1 3/4"	SOLID WOOD	PREFINISHED	HM ST	7'-2"	3'-4"	5 7/8"	4 7/8"	2"	2"	0"	HOLLOW METAL	PAINTED	1/4"	GL1	H-1	J-1	- -		19.0		101A
102A	(2) 3'-0" x 7'-0"	PANEL : G	1 3/4"	SOLID WOOD	PREFINISHED	HM ST	7'-2"	6'-4"	5 7/8"	4 7/8"	2"	2"	0"	HOLLOW METAL	PAINTED	1/4"	GL1	H-1	J-1	TS-1		12.0		102A
103A	3'-6" x 7'-0"	PANEL : F	1 3/4"	SOLID WOOD	PREFINISHED	HM ST	7'-2"	3'-10"	5 7/8"	4 7/8"	2"	2"	0"	HOLLOW METAL	PAINTED	0"	- -	H-1	J-1	TS-8		21.0		103A
104A	(2) 3'-0" x 7'-0"	PANEL : F	1 3/4"	SOLID WOOD	PREFINISHED	HM ST	7'-2"	6'-4"	5 7/8"	4 7/8"	2"	2"	0"	HOLLOW METAL	PAINTED	0"	- -	H-1	J-1	- -		26.0		104A
105A	3'-0" x 7'-0"	PANEL : F	1 3/4"	SOLID WOOD	PREFINISHED	HM ST	7'-2"	3'-4"	5 7/8"	4 7/8"	2"	2"	0"	HOLLOW METAL	PAINTED	0"	- -	H-1	J-1	- -		22.0		105A
106A	3'-0" x 7'-0"	PANEL : G	1 3/4"	SOLID WOOD	PREFINISHED	HM ST	7'-2"	3'-4"	5 7/8"	4 7/8"	2"	2"	0"	HOLLOW METAL	PAINTED	1/4"	GL1	H-1	J-1	- -		18.0		106A
107A	3'-0" x 7'-0"	PANEL : G	1 3/4"	SOLID WOOD	PREFINISHED	HM ST	7'-2"	3'-4"	5 7/8"	4 7/8"	2"	2"	0"	HOLLOW METAL	PAINTED	1/4"	GL1	H-1	J-1	TS-1		20.0		107A
108A	3'-0" x 7'-0"	PANEL : G	1 3/4"	SOLID WOOD	PREFINISHED	HM ST	7'-2"	3'-4"	5 7/8"	4 7/8"	2"	2"	0"	HOLLOW METAL	PAINTED	1/4"	GL1	H-1	J-1	TS-1		20.0		108A
109A	3'-0" x 7'-0"	PANEL : G	1 3/4"	SOLID WOOD	PREFINISHED	HM ST	7'-2"	3'-4"	5 7/8"	4 7/8"	2"	2"	0"	HOLLOW METAL	PAINTED	1/4"	GL1	H-1	J-1	TS-1		20.0		109A
109B	3'-0" x 7'-0"	PANEL : F	1 3/4"	SOLID WOOD	PREFINISHED	HM ST	7'-2"	3'-4"	5 7/8"	4 7/8"	2"	2"	0"	HOLLOW METAL	PAINTED	0"	- -	H-1	J-1	- -		22.0		109B
110A	3'-0" x 7'-0"	PANEL : G	1 3/4"	SOLID WOOD	PREFINISHED	HM ST	7'-2"	3'-4"	5 7/8"	4 7/8"	2"	2"	0"	HOLLOW METAL	PAINTED	1/4"	GL1	H-1	J-1	TS-1		21.0		110A
111A	3'-0" x 7'-0"	PANEL : FG	1 3/4"	SOLID WOOD	PREFINISHED	HM ST	7'-2"	3'-4"	5 7/8"	4 7/8"	2"	2"	0"	HOLLOW METAL	PAINTED	1/4"	GL1	H-1	J-1	- -		27.0		111A
112A	3'-0" x 7'-0"	PANEL : G	1 3/4"	SOLID WOOD	PREFINISHED	HM ST	7'-2"	3'-4"	5 7/8"	4 7/8"	2"	2"	0"	HOLLOW METAL	PAINTED	1/4"	GL1	H-1	J-1	TS-1		20.0		112A
113A	3'-0" x 7'-0"	PANEL : G	1 3/4"	SOLID WOOD	PREFINISHED	HM ST	7'-2"	3'-4"	5 7/8"	4 7/8"	2"	2"	0"	HOLLOW METAL	PAINTED	1/4"	GL1	H-1	J-1	TS-1		20.0		113A
114A	3'-0" x 7'-0"	PANEL : F	1 3/4"	SOLID WOOD	PREFINISHED	HM ST	7'-2"	3'-4"	5 7/8"	4 7/8"	2"	2"	0"	HOLLOW METAL	PAINTED	0"	- -	H-1	J-1	TS-1		18.0		114A
115A	(2) 3'-0" x 7'-0"	PANEL : N2	1 3/4"	SOLID WOOD	PREFINISHED	HM ST	7'-4"	6'-4"	5 7/8"	4 7/8"	4"	2"	0"	HOLLOW METAL	PAINTED	1/4"	GL1	H-2	J-2	TS-5		12.0		115A
115B	3'-0" x 7'-0"	PANEL : N2	1 3/4"	SOLID WOOD	PREFINISHED	HM ST	7'-4"	3'-4"	5 7/8"	4 7/8"	4"	2"	0"	HOLLOW METAL	PAINTED	1/4"	GL1	H-2	J-2	TH-3		13.0		115B
115C	3'-0" x 7'-0"	PANEL : N2	1 3/4"	INSULATED HOLLOW METAL	PAINTED	HM ST	7'-4"	3'-4"	5 7/8"	4 7/8"	4"	2"	0"	HOLLOW METAL	PAINTED	1"	GL4	H-2	J-2	TS-13		35.0		115C
115D	3'-0" x 7'-0"	PANEL : N2	1 3/4"	INSULATED HOLLOW METAL	PAINTED	HM ST	7'-4"	3'-4"	5 7/8"	4 7/8"	4"	2"	0"	HOLLOW METAL	PAINTED	1"	GL4	H-2	J-2	TS-13		35.0		115D
117A	3'-0" x 7'-0"	PANEL : F	1 3/4"	SOLID WOOD	PREFINISHED	HM ST	7'-2"	3'-4"	5 7/8"	4 7/8"	2"	2"	0"	HOLLOW METAL	PAINTED	0"	- -	H-1	J-1	TH-1		34.0		117A
118A	3'-6" x 7'-0"	PANEL : F	1 3/4"	SOLID WOOD	PREFINISHED	HM ST	7'-2"	3'-10"	5 7/8"	4 7/8"	2"	2"	0"	HOLLOW METAL	PAINTED	0"	- -	H-1	J-1	TS-4		21.0		118A
119A	3'-6" x 7'-0"	PANEL : F	1 3/4"	SOLID WOOD	PREFINISHED	HM ST	7'-2"	3'-10"	5 7/8"	4 7/8"	2"	2"	0"	HOLLOW METAL	PAINTED	0"	- -	H-1	J-1	TS-5		21.0		119A
120A	3'-0" x 7'-0"	PANEL : F	1 3/4"	SOLID WOOD	PREFINISHED	HM ST	7'-2"	3'-4"	5 7/8"	4 7/8"	2"	2"	0"	HOLLOW METAL	PAINTED	0"	- -	H-1	J-1	TH-1		34.0		120A
121A	3'-0" x 7'-0"	PANEL : F	1 3/4"	SOLID WOOD	PREFINISHED	HM ST	7'-2"	3'-4"	5 7/8"	4 7/8"	2"	2"	0"	HOLLOW METAL	PAINTED	0"	- -	H-1	J-1	- -		25.0		121A
122A	(2) 3'-0" x 7'-0"	PANEL : FG	1 3/4"	SOLID WOOD	PREFINISHED	HM ST	7'-2"	6'-4"	5 7/8"	4 7/8"	2"	2"	0"	HOLLOW METAL	PAINTED	1/4"	GL1	H-1	J-1	- -		33.0		122A
123A	3'-0" x 7'-0"	PANEL : FG	1 3/4"	SOLID WOOD	PREFINISHED	HM ST	7'-2"	3'-4"	5 7/8"	4 7/8"	2"	2"	0"	HOLLOW METAL	PAINTED	1/4"	GL1	H-1	J-1	TS-3		22.0		123A
124A	(2) 3'-0" x 7'-0"	PANEL : F	1 3/4"	SOLID WOOD	PREFINISHED	HM ST	7'-2"	6'-4"	8 1/4"	7 1/4"	2"	2"	0"	HOLLOW METAL	PAINTED	0"	- -	H-1	J-1	TS-5		17.0		124A
125A	3'-6" x 7'-0"	PANEL : N2	1 3/4"	SOLID WOOD	PREFINISHED	HM ST	7'-2"	3'-10"	8 1/4"	7 1/4"	2"	2"	0"	HOLLOW METAL	PAINTED	1"	GL4	H-1	J-1	- -		28.0		125A
126A	3'-0" x 7'-0"	PANEL : N2	1 3/4"	SOLID WOOD	PREFINISHED	HM ST	7'-2"	3'-4"	5 7/8"	4 7/8"	2"	2"	0"	HOLLOW METAL	PAINTED	1/4"	GL1R	H-1	J-1	TS-1	20	14.0		126A
126C	3'-0" x 7'-0"	PANEL : N2	1 3/4"	SOLID WOOD	PREFINISHED	HM ST	7'-4"	3'-4"	5 7/8"	4 7/8"	4"	2"	0"	HOLLOW METAL	PAINTED	1/4"	GL1R	H-1	J-1	TS-1	20	14.0		126C
127A	3'-0" x 7'-0"	PANEL : F	1 3/4"	SOLID WOOD	PREFINISHED	HM ST	7'-2"	3'-4"	5 7/8"	4 7/8"	2"	2"	0"	HOLLOW METAL	PAINTED	0"	- -	H-1	J-1	TS-7	20	11.0		127A
128A	3'-0" x 7'-0"	PANEL : F	1 3/4"	SOLID WOOD	PREFINISHED	HM ST	7'-2"	3'-4"	5 7/8"	4 7/8"	2"	2"	0"	HOLLOW METAL	PAINTED	0"	- -	H-1	J-1	- -	20	23.0		128A
129A	3'-0" x 7'-0"	PANEL : F	1 3/4"	SOLID WOOD	PREFINISHED	HM ST	7'-2"	3'-4"	5 7/8"	4 7/8"	2"	2"	0"	HOLLOW METAL	PAINTED	0"	- -	H-1	J-1	- -	20	23.0		129A
130A	3'-0" x 7'-0"	PANEL : F	1 3/4"	SOLID WOOD	PREFINISHED	HM ST	7'-2"	3'-4"	5 7/8"	4 7/8"	2"	2"	0"	HOLLOW METAL	PAINTED	0"	- -	H-1	J-1	- -	20	23.0		130A
131A	3'-0" x 7'-0"	PANEL : F	1 3/4"	SOLID WOOD	PREFINISHED	HM ST	7'-2"	3'-4"	5 7/8"	4 7/8"	2"	2"	0"	HOLLOW METAL	PAINTED	0"	- -	H-1	J-1	- -	20	23.0		131A
132A	3'-0" x 7'-0"	PANEL : F	1 3/4"	SOLID WOOD	PREFINISHED	HM ST	7'-2"	3'-4"	5 7/8"	4 7/8"	2"	2"	0"	HOLLOW METAL	PAINTED	0"	- -	H-1	J-1	- -	20	23.0		132A
133A	3'-0" x 7'-0"	PANEL : F	1 3/4"	SOLID WOOD	PREFINISHED	HM ST	7'-2"	3'-4"	5 7/8"	4 7/8"	2"	2"	0"	HOLLOW METAL	PAINTED	0"	- -	H-1	J-1	- -	20	23.0		133A
134A	3'-0" x 7'-0"	PANEL : F	1 3/4"	SOLID WOOD	PREFINISHED	HM ST	7'-2"	3'-4"	5 7/8"	4 7/8"	2"	2"	0"	HOLLOW METAL	PAINTED	0"	- -	H-1	J-1	- -	20	23.0		134A
135A	3'-0" x 7'-0"	PANEL : F	1 3/4"	SOLID WOOD	PREFINISHED	HM ST	7'-2"	3'-4"	5 7/8"	4 7/8"	2"	2"	0"	HOLLOW METAL	PAINTED	0"	- -	H-1	J-1	TH-2	20	32.0		135A
136A	3'-0" x 7'-0"	PANEL : F	1 3/4"	SOLID WOOD	PREFINISHED	HM ST	7'-2"	3'-4"	5 7/8"	4 7/8"	2"	2"	0"	HOLLOW METAL	PAINTED	0"	- -	H-1	J-1	TH-2	20	32.0		136A
137A	3'-0" x 7'-0"	PANEL : F	1 3/4"	SOLID WOOD	PREFINISHED	HM ST	7'-2"	3'-4"	5 7/8"	4 7/8"	2"	2"	0"	HOLLOW METAL	PAINTED	0"	- -	H-1	J-1	TH-2	20	32.0		137A
138A	3'-0" x 7'-0"	PANEL : F	1 3/4"	SOLID WOOD	PREFINISHED	HM ST	7'-2"	3'-4"	5 7/8"	4 7/8"	2"	2"	0"	HOLLOW METAL	PAINTED	0"	- -	H-1	J-1	- -	20	23.0		138A
139A	3'-0" x 7'-0"	PANEL : F	1 3/4"	SOLID WOOD	PREFINISHED	HM ST	7'-2"	3'-4"	5 7/8"	4 7/8"	2"	2"	0"	HOLLOW METAL	PAINTED	0"	- -	H-1	J-1	- -	20	23.0		139A
140A	3'-0" x 7'-0"	PANEL : F	1 3/4"	SOLID WOOD	PREFINISHED	HM ST	7'-2"	3'-4"	5 7/8"	4 7/8"	2"	2"	0"	HOLLOW METAL	PAINTED	1/4"	GL1R	H-1	J-1	- -	20	16.0		140A
140B	3'-0" x 7'-0"	PANEL : F	1 3/4"	SOLID WOOD	PREFINISHED	HM ST	7'-2"	3'-4"	5 7/8"	4 7/8"	2"	2"	0"	HOLLOW METAL	PAINTED	0"	- -	H-1	J-1	- -		29.0		140B
141A	3'-0" x 7'-0"	PANEL : F	1 3/4"	INSULATED HOLLOW METAL	PAINTED	HM ST	7'-4"	3'-4"	5 7/8"	4 7/8"	4"	2"	0"	HOLLOW METAL	PAINTED	0"	- -	H-2	J-2	- -		31.0		141A
142A	3'-0" x 7'-0"	PANEL : F	1 3/4"	SOLID WOOD	PREFINISHED	HM ST	7'-4"	3'-4"	5 7/8"	4 7/8"	4"	2"	0"	HOLLOW METAL	PAINTED	0"	- -	H-2	J-2	TH-3		18.0		142A
143A	3'-0" x 7'-0"	PANEL : N2	1 3/4"	INSULATED HOLLOW METAL	PAINTED	HM ST	7'-4"	3'-4"	5 7/8"	4 7/8"	4"	2"	0"	HOLLOW METAL	PAINTED	1"	GL4	H-2	J-2	- -		28.0		143A
143B	(2) 3'-0" x 7'-0"	PANEL : N2	1 3/4"	INSULATED HOLLOW METAL	PAINTED	HM ST	7'-4"	6'-4"	5 7/8"	4 7/8"	4"	2"	0"	HOLLOW METAL	PAINTED	1"	GL4	H-2	J-2	TS-10		26.0		143B
144.1A	(2) 3'-0" x 7'-0"	PANEL : LL	1 3/4"	INSULATED HOLLOW METAL	PAINTED	HM ST	7'-4"	6'-4"	5 7/8"	4 7/8"	4"	2"	0"	HOLLOW METAL	PAINTED	0"	- -	H-2	J-2	- -		30.0		144.1A
144.1B	(2) 3'-0" x 7'-0"	PANEL : LL	1 3/4"	INSULATED HOLLOW METAL	PAINTED	HM ST	7'-4"	6'-4"	5 7/8"	4 7/8"	4"	2"	0"	HOLLOW METAL	PAINTED	0"	- -	H-2	J-2	- -		30.0		144.1B
144A	3'-0" x 7'-0"	PANEL : N2	1 3/4"	INSULATED HOLLOW METAL	PAINTED	HM ST	7'-4"	3'-4"	5 7/8"	4 7/8"	4"	2"	0"	HOLLOW METAL	PAINTED	1"	GL4	H-3	J-3	TH-3		7.0		144A
144B	(2) 3'-0" x 7'-0"	PANEL : G	1 3/4"	INSULATED HOLLOW METAL	PAINTED	HM ST	7'-4"	6'-4"	5 7/8"	4 7/8"	4"	2"	0"	HOLLOW METAL	PAINTED	1"	GL4	H-2	J-2	TH-3		6.0		144B
144C	3'-0" x 7'-0"	PANEL : G	1 3/4"	INSULATED HOLLOW METAL	PREFINISHED	SF : ALUMINUM								ALUMIMUM	PREFINISHED	1"	GL3	SF-H2	SF-J2	SF-T1	0	4.0		144C
144D	3'-0" x 7'-0"	PANEL : G	1 3/4"	INSULATED HOLLOW METAL	PREFINISHED	SF : ALUMINUM								ALUMIMUM	PREFINISHED	1"	GL3	SF-H2	SF-J2	SF-T1	0	4.0		144D
145A	3'-0" x 7'-0"	PANEL : N2	1 3/4"	INSULATED HOLLOW METAL	PAINTED	HM ST	7'-4"	3'-4"	5 7/8"	4 7/8"	4"	2"	0"	HOLLOW METAL	PAINTED	1"	GL4	H-2	J-2	TS-5	20	15.0		145A
147B	3'-0" x 7'-0"	PANEL : F	1 3/4"	SOLID WOOD	PREFINISHED	HM ST	7'-2"	3'-4"	5 7/8"	4 7/8"	2"	2"	0"	HOLLOW METAL	PAINTED	0"	- -	H-1	J-1	TS-2		31.0		147B
148A	3'-0" x 7'-0"	PANEL : G	1 3/4"	SOLID WOOD	PREFINISHED	HM ST	7'-2"	3'-4"	5 7/8"	4 7/8"	2"	2"	0"	HOLLOW METAL	PAINTED	1/4"	GL1	H-1	J-1	TS-1		20.0		148A
149A	3'-0" x 7'-0"	PANEL : F	1 3/4"	SOLID WOOD	PREFINISHED	HM ST	7'-2"	3'-4"	5 7/8"	4 7/8"	2"	2"	0"	HOLLOW METAL	PAINTED	0"	- -	H-1	J-1	TS-2		31.0		149A
150A	3'-0" x 7'-0"	PANEL : G	1 3/4"	SOLID WOOD	PREFINISHED	HM ST	7'-2"	3'-4"	5 7/8"	4 7/8"	2"	2"	0"	HOLLOW METAL	PAINTED	1/4"	GL1	H-1	J-1	TS-1		21.0		150A
151A	(2) 3'-0" x 7'-0"	PANEL : N2	1 3/4"	INSULATED HOLLOW METAL	PAINTED	HM ST	7'-4"	6'-4"	5 7/8"	4 7/8"	4"	2"	0"	HOLLOW METAL	PAINTED	0"	GL4	H-2	J-2	TS-10	20	9.0		151A
152A	3'-0" x 7'-0"	PANEL : G	1 3/4"	SOLID WOOD	PREFINISHED	HM ST	7'-2"	3'-4"	5 7/8"	4 7/8"	2"	2"	0"	HOLLOW METAL	PAINTED	1/4"	GL1	H-1	J-1	TS-1		20.0		152A
153A	(2) 3'-0" x 7'-0"	PANEL NL : NL	1 3/4"	INSULATED HOLLOW METAL	PAINTED	HM ST	7'-4"	6'-4"	5 7/8"	4 7/8"	4"	2"	0"	HOLLOW METAL	PAINTED	1"	GL4	H-2	J-2	TS-10		9.1		153A
154A	3'-0" x 7'-0"	PANEL : LL	1 3/4"	INSULATED HOLLOW METAL	PAINTED	HM ST	7'-4"	3'-4"	5 7/8"	4 7/8"	4"	2"	0"	HOLLOW METAL	PAINTED	0"	- -	H-2	J-2	TS-8		18.0		154A
154C	3'-0" x 7'-0"	PANEL : F	1 3/4"	INSULATED HOLLOW METAL	PREFINISHED	SF : ALUMINUM								ALUMIMUM	PREFINISHED	0"	- -	SF-H2	SF-J2	SF-T1	0	8.0		154C
155A	(2) 3'-0" x 7'-0"	PANEL NL : NL	1 3/4"	INSULATED HOLLOW METAL	PAINTED	HM ST	7'-4"	6'-4"	5 7/8"	4 7/8"	4"	2"	0"	HOLLOW METAL	PAINTED	1"	GL4	H-2	J-2	TS-10		9.1		155A
156A	3'-0" x 7'-0"	PANEL : N2	1 3/4"	INSULATED HOLLOW METAL	PAINTED	HM ST	7'-4"	3'-4"	5 7/8"	4 7/8"	4"	2"	0"	HOLLOW METAL	PAINTED	1"	GL4	H-2	J-2	TS-8		28.0		156A
156C	3'-0" x 4'-6"	PANEL : F	1 3/4"	INSULATED HOLLOW METAL	PREFINISHED	HM ST	4'-8"	3'-4"	5 7/8"	4 7/8"	2"	2"	0"	HOLLOW METAL	PAINTED	0"	- -	- -	- -	- -		- -		156C
156D	3'-0" x 4'-6"	PANEL : F	1 3/4"	INSULATED HOLLOW METAL	PREFINISHED	HM ST	4'-8"	3'-4"	5 7/8"	4 7/8"	2"	2"	0"	HOLLOW METAL	PAINTED	0"	- -	- -	- -	- -		- -		156D
156E	3'-0" x 7'-0"	PANEL : F	1 3/4"	INSULATED HOLLOW METAL	PREFINISHED	HM ST	7'-4"	3'-4"	5 7/8"	4 7/8"	4"	2"	0"	HOLLOW METAL	PAINTED	0"	- -	- -	- -	- -		- -		156E
200A	3'-0" x 7'-0"	PANEL : N2	1 3/4"	INSULATED HOLLOW METAL	PAINTED	HM ST	7'-2"	3'-4"	5 7/8"	4 7/8"	2"	2"	0"	HOLLOW METAL	PAINTED	1/4"	GL1	H-2	J-2	- -		19.0		200A
201A	3'-6" x 7'-0"	PANEL : LL	1 3/4"	INSULATED HOLLOW METAL	PAINTED	HM ST	7'-4"	3'-10"	5 7/8"	4 7/8"	4"	2"	0"	HOLLOW METAL	PAINTED	0"	- -	H-2	J-2	- -		24.0		201A
158E	3'-0" x 7'-0"	PANEL : F	1 3/4"	INSULATED HOLLOW METAL	PREFINISHED	HM ST	7'-4"	3'-4"	5 7/8"	4 7/8"	4"	2"	0"	HOLLOW METAL	PAINTED	0"	- -	- -	- -	- -		- -		158E
200A	3'-0" x 7'-0"	PANEL : N2	1 3/4"	INSULATED HOLLOW METAL	PAINTED	HM ST	7'-2"	3'-4"	5 7/8"	4 7/8"	2"	2"	0"	HOLLOW METAL	PAINTED	1/4"	GL1	H-2	J-2	- -		19.0		200A
201A	3'-6" x 7'-0"	PANEL : LL	1 3/4"	INSULATED HOLLOW METAL	PAINTED	HM ST	7'-4"	3'-10"	5 7/8"	4 7/8"	4"	2"	0"	HOLLOW METAL	PAINTED	0"	- -	H-2	J-2	- -		24.0		201A

GENERAL DOOR NOTES

1	DETAILS MAY VARY AT EACH DOOR. VERIFY EACH CONDITION IN FIELD.
2	SEE PARTITION SCHEDULE, FLOOR PLAN, AND STRUCTURAL DRAWINGS FOR CONSTRUCTION OF WALLS AND PARTITIONS.
3	ALL DOORS SHALL BE SET WITHIN OPENINGS TO ENSURE ADA APPROACH COMPLIANCE AS INDICATED ON SHEET G003.
4	MOISTURE RESISTANT GYPSUM WALL BOARD SHALL BE UTILIZED IN ALL AREAS WHERE GYPSUM WALL BOARD IS TO BE DIRECTLY ADHERED TO CONCRETE OR MASONRY SURFACES IN INTERIOR APPLICATIONS. SUBSTRATE SHALL BE CLEANED AS REQUIRED AND FREE OF DUST, DEBRIS, AND MOISTURE PRIOR TO ADHESION AND FINISHING.
5	AT WALLS WITH INSULATION, CONTRACTOR SHALL SEAL DOOR FRAMES, GLAZED OPENING FRAMES, INTERSECTIONS, AND OTHER PENETRATIONS WITH ACOUSTICAL SEALANT.
6	SEE STOREFRONT/CURTAIN WALL SHEET FOR DOOR INFORMATION.

SCHEDULE - GLAZING

MARK	DESCRIPTION	COMMENTS
GL1	1/4" INTERIOR CLEAR SAFETY GLASS	TYPICAL INTERIOR GLAZING
GL1R	5/16" INTERIOR CLEAR RATED SAFETY GLASS	20 MIN RATED INTERIOR GLAZING
GL3	1" INSULATED, LOW-E, TINTED SAFETY GLAZING	TYPICAL EXTERIOR GLAZING
GL4	1" INSULATED, CLEAR GLASS	

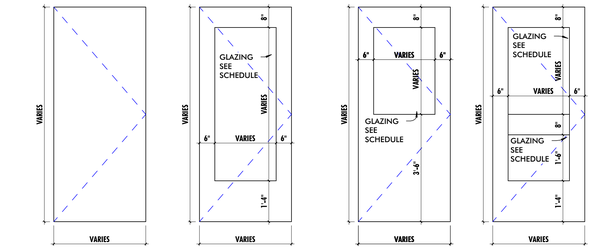

1. SEE DOOR SCHEDULE FOR ACTUAL PANEL DIMENSIONS.
2. NOT ALL PANEL TYPES MAY BE USED IN THIS PROJECT, SEE DOOR SCHEDULE.
3. DIMENSIONS FOR GLAZING INDICATED SHALL CONSTITUTE THE FULL GLAZING WIDTH.
4. SEE STOREFRONT ELEVATIONS FOR CURTAIN WALL / STOREFRONT ENTRANCE

DOOR PANEL TYPES

1/2" = 1'-0"

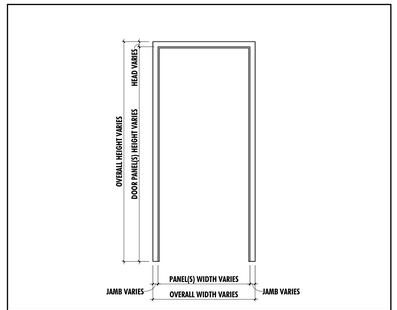

1.) SEE DOOR SCHEDULE FOR FRAME DIMENSION VARIABLES

FRAME TYPES

1/2" = 1'-0"

MW STUDIOS
ARCHITECTURE + MASTER PLANNING
8098 SANDPIPER CIR, SUITE H
NOTTINGHAM, MD 21236
410-344-1460
INFO@MWSARCH.COM
WWW.MWSARCH.COM

SEAL:

I HEREBY CERTIFY THAT THESE DOCUMENTS WERE PREPARED OR APPROVED BY ME, AND THAT I AM A DULY LICENSED PROFESSIONAL ARCHITECT UNDER THE LAWS OF THE STATE OF PENNSYLVANIA.

LICENSE NUMBER: #RA405311
EXPIRATION DATE: 6-30-2027

EXETER TOWNSHIP
EMERGENCY SERVICES FACILITY
70 GIBRALTAR ROAD
READING, PA 19606

PROJECT NUMBER: 25-049

SUBMISSION:
BID SET

ORIGINAL ISSUE DATE:
10/01/2026

SHEET REVISION SCHEDULE:
No. DATE

DOOR SCHEDULE & TYPES

SHEET NUMBER:
A600

10/1/2026 9:57:25 PM

ALL DRAWINGS ARE PROTECTED BY FEDERAL COPYRIGHT BY MANNS WOODWARD STUDIOS, INC. AND CAN NOT BE REPRODUCED OR MODIFIED IN ANY MANNER WITHOUT WRITTEN PERMISSION. DOCUMENTS MAY NOT BE USED IN PART OR WHOLE TO DEVELOP THE DESIGN OF ANOTHER BUILDING WITHOUT EXPRESS WRITTEN PERMISSION BY MANNS WOODWARD STUDIOS.

SCHEDULE - FOUR-FOLD & OVERHEAD

MARK	SIZE	Description	DOOR PANEL		GLAZING	DETAILS			COMMENTS	MARK
			MATERIAL	FINISH	TYPE	HEAD	JAMB	THRESHOLD		
154B	8'-0"W X 7'-4"H	INSULATED COILING	STEEL	PREFINISHED	- -	OH-H1	OH-J1	OH-S1		154B
FFD1	13'-4"W X 14'-0"H	INSULATED FOUR-FOLD	STEEL	PREFINISHED	GL3	FF-H1	FF-J1	FF-S1	PROVIDE ADD ALTERNATE FOR OHD1-OHD7 TO BE REPLACED WITH FOUR-FOLD DOORS	FFD1
FFD2	13'-4"W X 14'-0"H	INSULATED FOUR-FOLD	STEEL	PREFINISHED	GL3	FF-H1	FF-J1	FF-S1	PROVIDE ADD ALTERNATE FOR OHD1-OHD7 TO BE REPLACED WITH FOUR-FOLD DOORS	FFD2
FFD3	13'-4"W X 14'-0"H	INSULATED FOUR-FOLD	STEEL	PREFINISHED	GL3	FF-H1	FF-J1	FF-S1	PROVIDE ADD ALTERNATE FOR OHD1-OHD7 TO BE REPLACED WITH FOUR-FOLD DOORS	FFD3
FFD4	13'-4"W X 14'-0"H	INSULATED FOUR-FOLD	STEEL	PREFINISHED	GL3	FF-H1	FF-J1	FF-S1	PROVIDE ADD ALTERNATE FOR OHD1-OHD7 TO BE REPLACED WITH FOUR-FOLD DOORS	FFD4
FFD5	13'-4"W X 14'-0"H	INSULATED FOUR-FOLD	STEEL	PREFINISHED	GL3	FF-H1	FF-J1	FF-S1	PROVIDE ADD ALTERNATE FOR OHD1-OHD7 TO BE REPLACED WITH FOUR-FOLD DOORS	FFD5
FFD6	13'-4"W X 14'-0"H	INSULATED FOUR-FOLD	STEEL	PREFINISHED	GL3	FF-H1	FF-J1	FF-S1	PROVIDE ADD ALTERNATE FOR OHD1-OHD7 TO BE REPLACED WITH FOUR-FOLD DOORS	FFD6
FFD7	13'-4"W X 14'-0"H	INSULATED FOUR-FOLD	STEEL	PREFINISHED	GL3	FF-H1	FF-J1	FF-S1	PROVIDE ADD ALTERNATE FOR OHD1-OHD7 TO BE REPLACED WITH FOUR-FOLD DOORS	FFD7
OHD1	13'-4"W X 14'-0"H	INSULATED OVERHEAD SECTIONAL	STEEL	PREFINISHED	GL3	OH-H1	OH-J1	OH-S1	HIGH LIFT TRACK TO MATCH ROOF SLOPE. COORDINATE WITH MANUFACTURER. PROVIDE DEDUCT ALTERNATE FOR FFD1-FFD7 TO BE REPLACED WITH INSULATED OVERHEAD SECTIONAL DOORS.	OHD1
OHD2	13'-4"W X 14'-0"H	INSULATED OVERHEAD SECTIONAL	STEEL	PREFINISHED	GL3	OH-H1	OH-J1	OH-S1	HIGH LIFT TRACK TO MATCH ROOF SLOPE. COORDINATE WITH MANUFACTURER. PROVIDE DEDUCT ALTERNATE FOR FFD1-FFD7 TO BE REPLACED WITH INSULATED OVERHEAD SECTIONAL DOORS.	OHD2
OHD3	13'-4"W X 14'-0"H	INSULATED OVERHEAD SECTIONAL	STEEL	PREFINISHED	GL3	OH-H1	OH-J1	OH-S1	HIGH LIFT TRACK TO MATCH ROOF SLOPE. COORDINATE WITH MANUFACTURER. PROVIDE DEDUCT ALTERNATE FOR FFD1-FFD7 TO BE REPLACED WITH INSULATED OVERHEAD SECTIONAL DOORS.	OHD3
OHD4	13'-4"W X 14'-0"H	INSULATED OVERHEAD SECTIONAL	STEEL	PREFINISHED	GL3	OH-H1	OH-J1	OH-S1	HIGH LIFT TRACK TO MATCH ROOF SLOPE. COORDINATE WITH MANUFACTURER. PROVIDE DEDUCT ALTERNATE FOR FFD1-FFD7 TO BE REPLACED WITH INSULATED OVERHEAD SECTIONAL DOORS.	OHD4
OHD5	13'-4"W X 14'-0"H	INSULATED OVERHEAD SECTIONAL	STEEL	PREFINISHED	GL3	OH-H1	OH-J1	OH-S1	HIGH LIFT TRACK TO MATCH ROOF SLOPE. COORDINATE WITH MANUFACTURER. PROVIDE DEDUCT ALTERNATE FOR FFD1-FFD7 TO BE REPLACED WITH INSULATED OVERHEAD SECTIONAL DOORS.	OHD5
OHD6	13'-4"W X 14'-0"H	INSULATED OVERHEAD SECTIONAL	STEEL	PREFINISHED	GL3	OH-H1	OH-J1	OH-S1	HIGH LIFT TRACK TO MATCH ROOF SLOPE. COORDINATE WITH MANUFACTURER. PROVIDE DEDUCT ALTERNATE FOR FFD1-FFD7 TO BE REPLACED WITH INSULATED OVERHEAD SECTIONAL DOORS.	OHD6
OHD7	13'-4"W X 14'-0"H	INSULATED OVERHEAD SECTIONAL	STEEL	PREFINISHED	GL3	OH-H1	OH-J1	OH-S1	HIGH LIFT TRACK TO MATCH ROOF SLOPE. COORDINATE WITH MANUFACTURER. PROVIDE DEDUCT ALTERNATE FOR FFD1-FFD7 TO BE REPLACED WITH INSULATED OVERHEAD SECTIONAL DOORS.	OHD7
OHD8	8'-0"W X 8'-0"H	INSULATED OVERHEAD SECTIONAL (TYPE-2)	STEEL	PREFINISHED	GL3	OH-H2	OH-J2	OH-S1		OHD8

GENERAL DOOR NOTES

1	DETAILS MAY VARY AT EACH DOOR. VERIFY EACH CONDITION IN FIELD.
2	SEE PARTITION SCHEDULE, FLOOR PLAN, AND STRUCTURAL DRAWINGS FOR CONSTRUCTION OF WALLS AND PARTITIONS.
3	ALL DOORS SHALL BE SET WITHIN OPENINGS TO ENSURE ADA APPROACH COMPLIANCE AS INDICATED ON SHEET G003.
4	MOISTURE RESISTANT GYPSUM WALL BOARD SHALL BE UTILIZED IN ALL AREAS WHERE GYPSUM WALL BOARD IS TO BE DIRECTLY ADHERED TO CONCRETE OR MASONRY SURFACES IN INTERIOR APPLICATIONS. SUBSTRATE SHALL BE CLEANED AS REQUIRED AND FREE OF DUST, DEBRIS, AND MOISTURE PRIOR TO ADHESION AND FINISHING.
5	AT WALLS WITH INSULATION, CONTRACTOR SHALL SEAL DOOR FRAMES, GLAZED OPENING FRAMES, INTERSECTIONS, AND OTHER PENETRATIONS WITH ACOUSTICAL SEALANT.
6	SEE STOREFRONT/CURTAIN WALL SHEET FOR DOOR INFORMATION.

SCHEDULE - GLAZING

MARK	DESCRIPTION	COMMENTS
GL1	1/4" INTERIOR CLEAR SAFETY GLASS	TYPICAL INTERIOR GLAZING
GL1R	5/16" INTERIOR CLEAR RATED SAFETY GLASS	20 MIN RATED INTERIOR GLAZING
GL3	1" INSULATED, LOW-E, TINTED SAFETY GLAZING	TYPICAL EXTERIOR GLAZING
GL4	1" INSULATED, CLEAR GLASS	

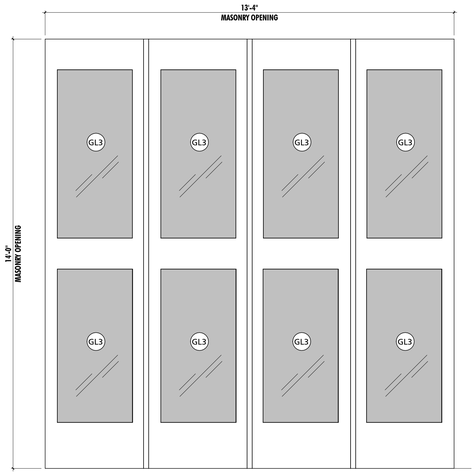

FOUR-FOLD DOOR



INSULATED COILING DOOR

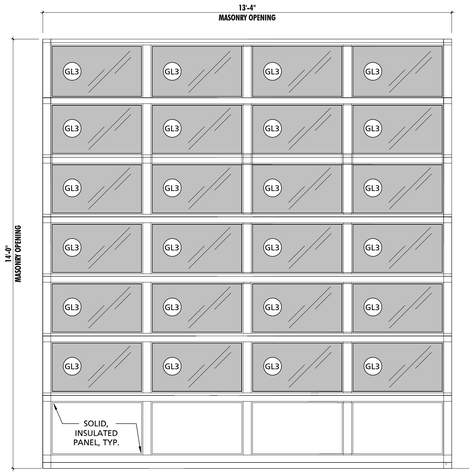

INSULATED OVERHEAD SECTIONAL DOOR

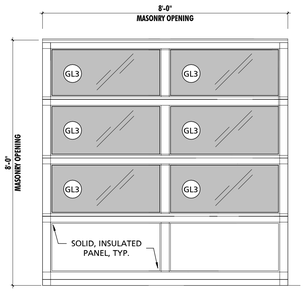

INSULATED OVERHEAD SECTIONAL DOOR (TYPE-2)

OVERHEAD DOOR TYPES
1/2" = 1'-0"

ALL DRAWINGS ARE PROTECTED BY FEDERAL COPYRIGHT BY MANNS WOODWARD STUDIOS, INC. AND CAN NOT BE REPRODUCED OR MODIFIED IN ANY MANNER WITHOUT WRITTEN PERMISSION. DOCUMENTS MAY NOT BE USED IN PART OR WHOLE TO DEVELOP THE DESIGN OF ANOTHER BUILDING WITHOUT EXPRESS WRITTEN PERMISSION BY MANNS WOODWARD STUDIOS.

MW STUDIOS
ARCHITECTURE + MASTER PLANNING
8098 SANDPIPER CIR, SUITE H
NOTTINGHAM, MD 21236
☎ 410-344-1460
✉ INFO@MWSARCH.COM
WWW.MWSARCH.COM

SEAL:



I HEREBY CERTIFY THAT THESE DOCUMENTS WERE PREPARED OR APPROVED BY ME, AND THAT I AM A DULY LICENSED PROFESSIONAL ARCHITECT UNDER THE LAWS OF THE STATE OF PENNSYLVANIA.

LICENSE NUMBER: #RA405311
EXPIRATION DATE: 6-30-2027

EXETER TOWNSHIP
EMERGENCY SERVICES FACILITY
70 GIBRALTAR ROAD
READING, PA 19606

PROJECT NUMBER: 25-049

SUBMISSION:
BID SET

ORIGINAL ISSUE DATE:
10/01/2026

SHEET REVISION SCHEDULE:
No. DATE

OVERHEAD DOOR SCHEDULE & TYPES

SHEET NUMBER:

A601

10/1/2026 9:57:26 PM

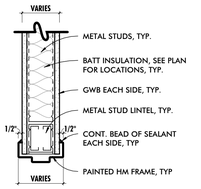

H-1

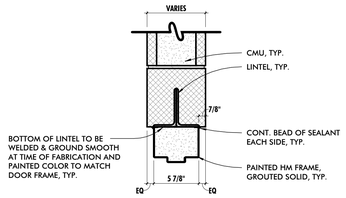

H-2

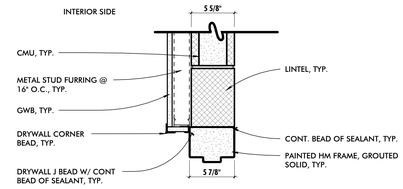

H-3

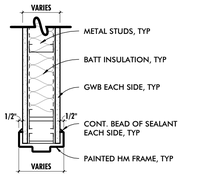

J-1

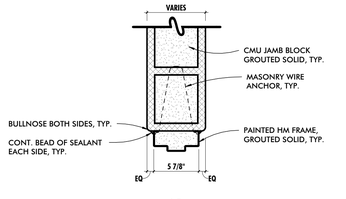

J-2

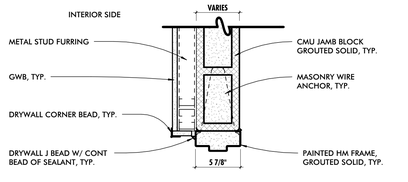

J-3

1 INTERIOR DOOR HEAD, JAMB & SILL DETAILS

1 1/2" = 1'-0"

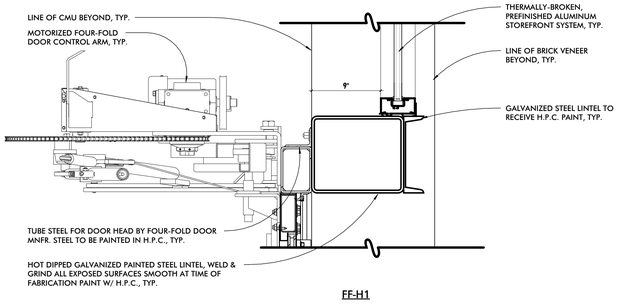

FF-H1

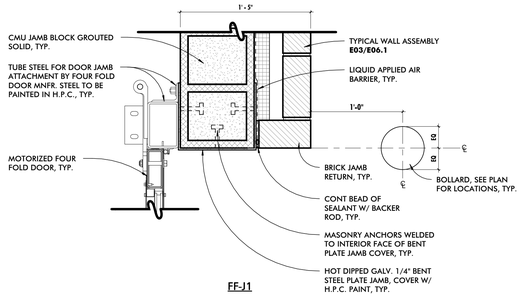

FF-J1

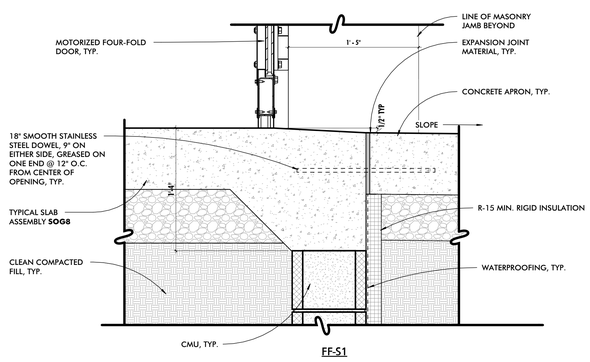

FF-S1

3 FOUR FOLD DOOR DETAILS

1 1/2" = 1'-0"

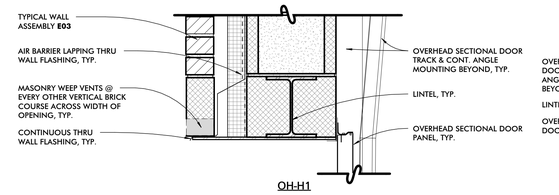

OH-H1

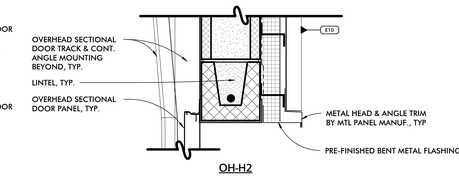

OH-H2

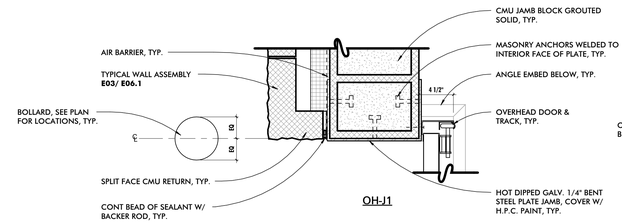

OH-J1

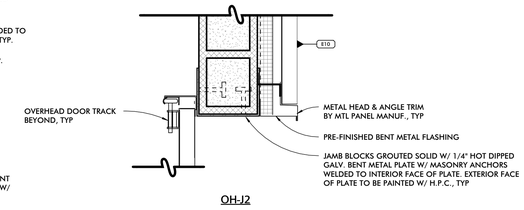

OH-J2

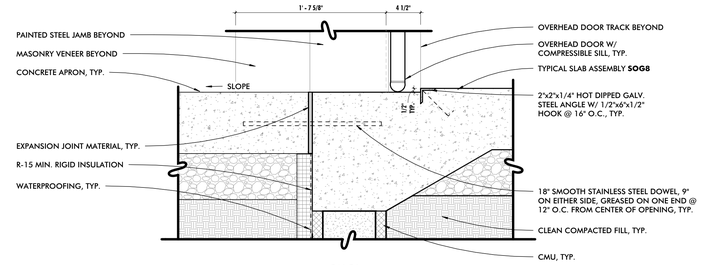

OH-S1

2 OVERHEAD SECTIONAL DOOR DETAILS

1 1/2" = 1'-0"

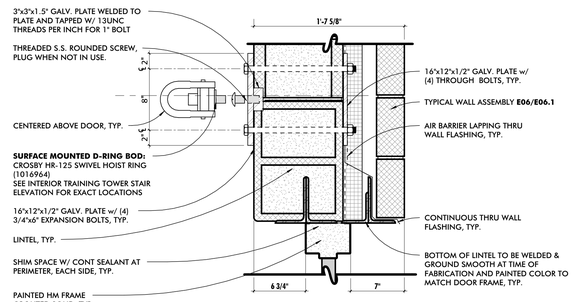

H4

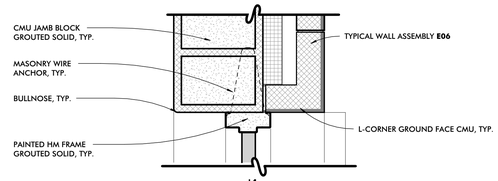

J4

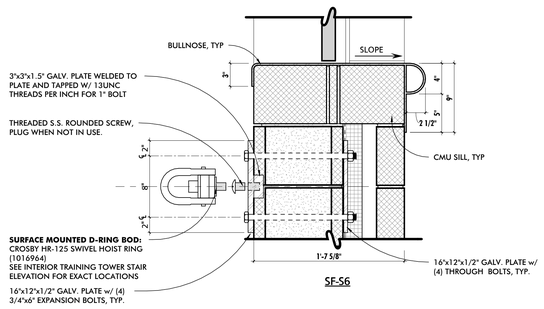

SF-S6

4 TRAINING TOWER DOOR DETAILS

1 1/2" = 1'-0"

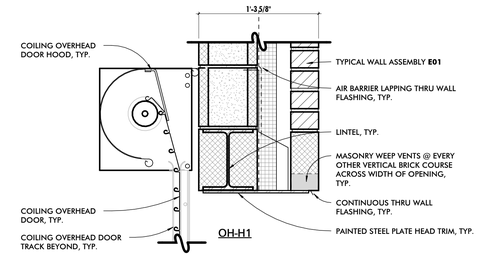

OH-H1

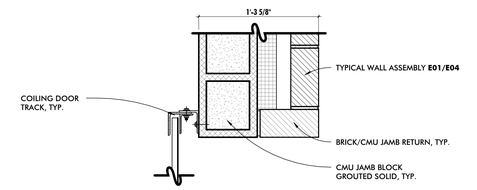

OH-J1

5 COILING DOOR DETAILS

1 1/2" = 1'-0"

STUDIOS
ARCHITECTURE + MASTER PLANNING
8098 SANDPIPER CIR, SUITE H
NOTTINGHAM, MD 21236
☎ 410-344-1460
INFO@MWSARCH.COM
WWW.MWSARCH.COM

SEAL:

I HEREBY CERTIFY THAT THESE DOCUMENTS WERE PREPARED OR APPROVED BY ME, AND THAT I AM A DULY LICENSED PROFESSIONAL ARCHITECT UNDER THE LAWS OF THE STATE OF PENNSYLVANIA.

LICENSE NUMBER: #RA405311
EXPIRATION DATE: 6-30-2027

EXETER TOWNSHIP
EMERGENCY SERVICES FACILITY
70 GIBRALTAR ROAD
READING, PA 19606

PROJECT NUMBER: 25-049

SUBMISSION:
BID SET

ORIGINAL ISSUE DATE:
10/01/2026

SHEET REVISION SCHEDULE:
No. DATE

DOOR DETAILS

SHEET NUMBER:

A602

10/1/2026 9:57:27 PM

ALL DRAWINGS ARE PROTECTED BY FEDERAL COPYRIGHT BY MANNS WOODWARD STUDIOS, INC. AND CAN NOT BE REPRODUCED OR MODIFIED IN ANY MANNER WITHOUT WRITTEN PERMISSION. DOCUMENTS MAY NOT BE USED IN PART OR WHOLE TO DEVELOP THE DESIGN OF ANOTHER BUILDING WITHOUT EXPRESS WRITTEN PERMISSION BY MANNS WOODWARD STUDIOS.

SCHEDULE - STOREFRONT DOOR

MARK	DOOR PANEL SIZE	TYPE	THICKNESS	MATERIAL	FINISH	Frame Type	FRAME SIZE SUMMARY OVERALL HEIGHT	FRAME SIZE SUMMARY OVERALL WIDTH	FRAME PROFILE SUMMARY DEPTH	FRAME PROFILE SUMMARY HEAD	FRAME PROFILE SUMMARY JAMB	FRAME MATERIAL	FRAME FINISH	GLAZING THICKNESS	GLAZING TYPE	DETAILS HEAD	DETAILS JAMB	DETAILS THRESHOLD	RATINGS STC	RATINGS FIRE (IN MINUTES)	HARDWARE SET	COMMENTS	MARK
100A	6'-0" x 7'-0"	SEE ELEVATIONS	1 3/4"	FIBER REINFORCED PLASTIC	PREFINISHED	SF-4	8'-8"	10'-0"	4 1/2"	2"	2"	ALUMIMUM	PREFINISHED	1"	GL3				N/A	0	1.0		100A
100B	6'-0" x 7'-0"	SEE ELEVATIONS	1 3/4"	FIBER REINFORCED PLASTIC	PREFINISHED	SF-5	8'-8"	10'-0"	4 1/2"	2"	2"	ALUMIMUM	PREFINISHED	1/4"	GL1				N/A	0	1.0		100B
102D	3'-0" x 7'-0"	SEE ELEVATIONS	1 3/4"	FIBER REINFORCED PLASTIC	PREFINISHED	SF-12	8'-8"	3'-4"	4 1/2"	2"	2"	ALUMIMUM	PREFINISHED	1"	GL3				N/A	0	5.0		102D
122B	6'-0" x 7'-0"	SEE ELEVATIONS	1 3/4"	FIBER REINFORCED PLASTIC	PREFINISHED	SF-8	8'-8"	6'-4"	4 1/2"	2"	2"	ALUMIMUM	PREFINISHED	1"	GL3				N/A	0	2.0		122B
122C	3'-0" x 7'-0"	SEE ELEVATIONS	1 3/4"	FIBER REINFORCED PLASTIC	PREFINISHED	SF-9	8'-8"	3'-4"	4 1/2"	2"	2"	ALUMIMUM	PREFINISHED	1"	GL3				N/A	0	4.0		122C
126B	3'-0" x 7'-0"	SEE ELEVATIONS	1 3/4"	FIBER REINFORCED PLASTIC	PREFINISHED	SF-10	7'-4"	3'-4"	4 1/2"	4"	2"	ALUMIMUM	PREFINISHED	1"	GL3				N/A	0	4.0		126B
126D	3'-0" x 7'-0"	SEE ELEVATIONS	1 3/4"	FIBER REINFORCED PLASTIC	PREFINISHED	SF-10	7'-4"	3'-4"	4 1/2"	4"	2"	ALUMIMUM	PREFINISHED	1"	GL3				N/A	0	4.0		126D
145B	3'-0" x 7'-0"	SEE ELEVATIONS	1 3/4"	FIBER REINFORCED PLASTIC	PREFINISHED	SF-11	7'-4"	4'-8"	4 1/2"	2"	2"	ALUMIMUM	PREFINISHED	1"	GL3				N/A	0	4.1		145B
156B	3'-0" x 7'-0"	SEE ELEVATIONS	1 3/4"	FIBER REINFORCED PLASTIC	PREFINISHED	SF-10	7'-4"	3'-4"	4 1/2"	2"	2"	ALUMIMUM	PREFINISHED	1"	GL3				N/A	0	3.0		156B

SCHEDULE - GLAZING

MARK	DESCRIPTION	COMMENTS
GL1	1/4" INTERIOR CLEAR SAFETY GLASS	TYPICAL INTERIOR GLAZING
GL1R	5/16" INTERIOR CLEAR RATED SAFETY GLASS	20 MIN RATED INTERIOR GLAZING
GL3	1" INSULATED, LOW-E, TINTED SAFETY GLAZING	TYPICAL EXTERIOR GLAZING
GL4	1" INSULATED, CLEAR GLASS	

GENERAL OPENING NOTES

1	CONTRACTOR SHALL FIELD VERIFY ALL CONDITIONS PRIOR TO FABRICATION OF DOORS, WINDOWS, STOREFRONT, ETC.

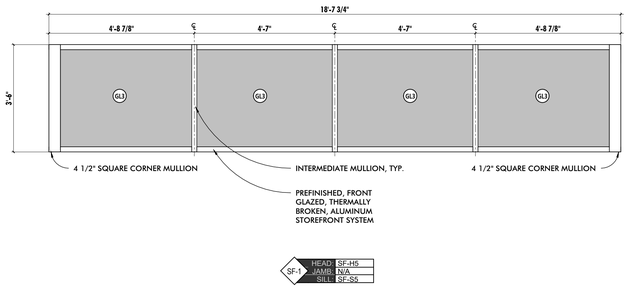

SF-1: HEAD: SF-H5 | JAMB: N/A | SILL: SF-S5

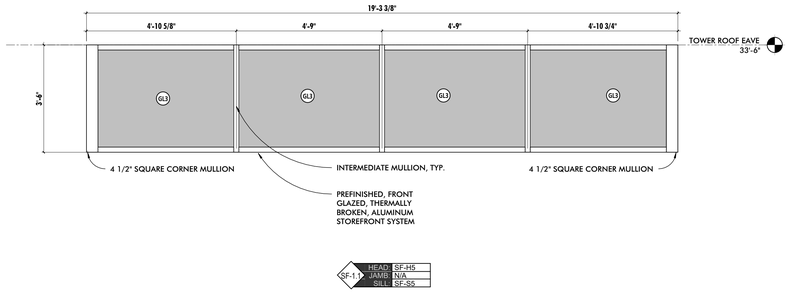

SF-1.1: HEAD: SF-H5 | JAMB: N/A | SILL: SF-S5

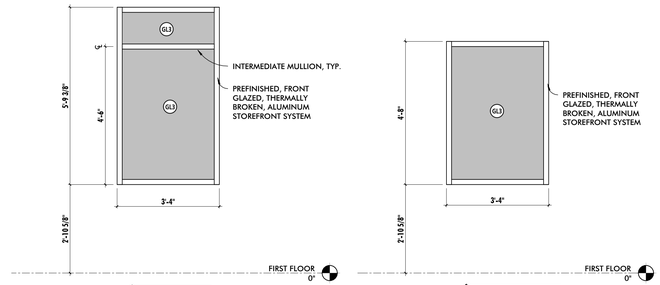

SF-W1: HEAD: SF-H1 | JAMB: SF-J1 | SILL: SF-S1

SF-W2: HEAD: SF-H2/SF-H3 | JAMB: SF-J2/SF-J3 | SILL: SF-S2

STOREFRONT WINDOW ELEVATIONS

1/2" = 1'-0"

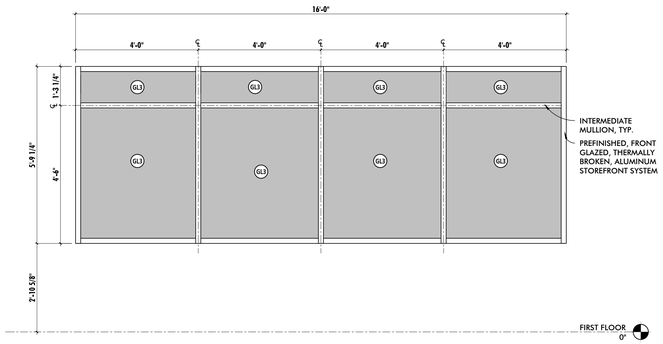

SF-2: HEAD: SF-H1 | JAMB: SF-J1 | SILL: SF-S1

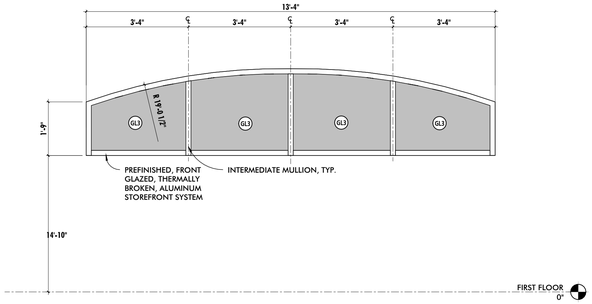

SF-3: HEAD: SF-H4 | JAMB: SF-J4 | SILL: SF-S3

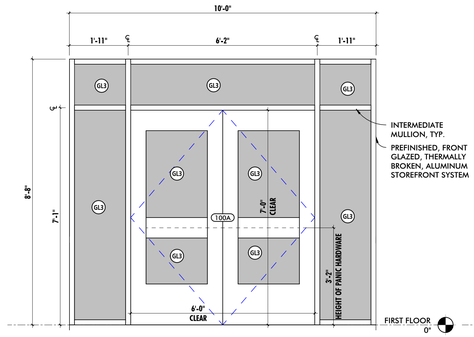

SF-4: HEAD: SF-H1 | JAMB: SF-J1 | SILL: SF-T3/SF-S9

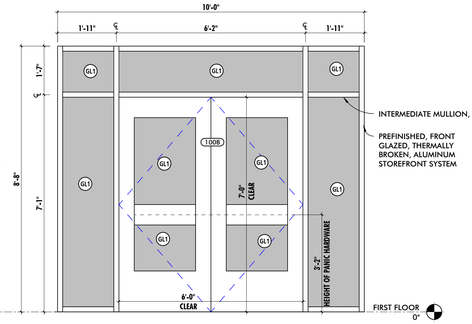

SF-5: HEAD: SF-H8 | JAMB: SF-J8 | SILL: SF-T2

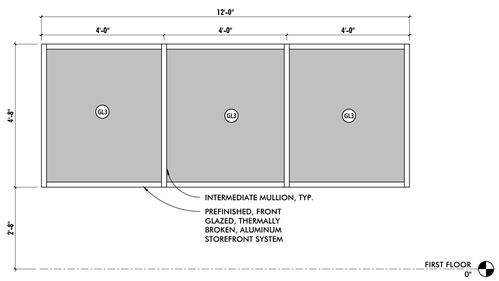

SF-6: HEAD: SF-H7 | JAMB: SF-J7 | SILL: SF-S7

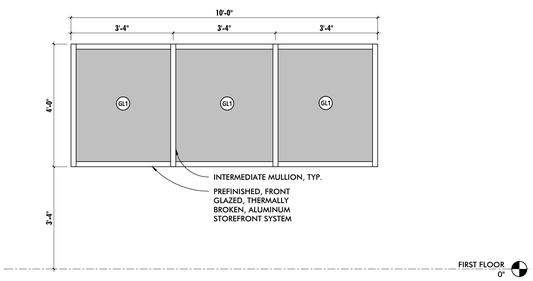

SF-7: HEAD: SF-H8 | JAMB: SF-J8 | SILL: SF-S8

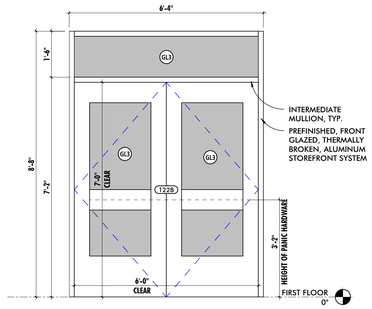

SF-8: HEAD: SF-H1 | JAMB: SF-J1 | SILL: SF-T1

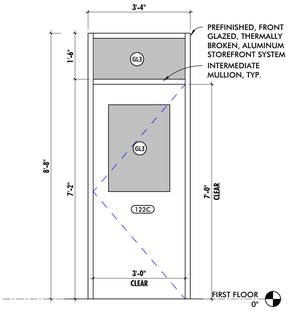

SF-9: HEAD: SF-H1 | JAMB: SF-J1 | SILL: SF-T1

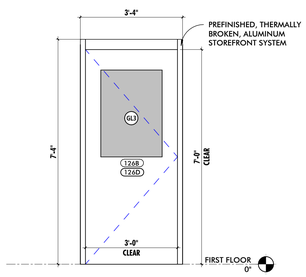

SF-10: HEAD: SF-H3 | JAMB: SF-J3 | SILL: SF-T1

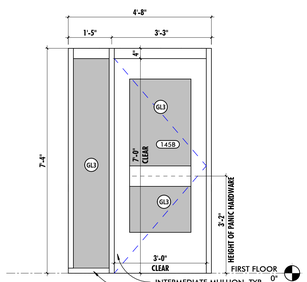

SF-11: HEAD: SF-H2 | JAMB: SF-J5/SF-J6 | SILL: SF-S9/SF-T4

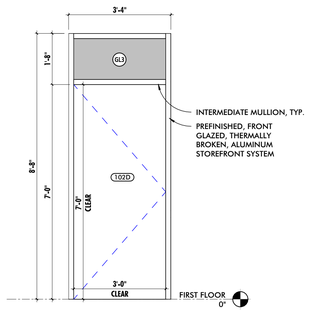

SF-12: HEAD: SF-H1 | JAMB: SF-J1 | SILL: SF-T1

STOREFRONT ELEVATIONS

1/2" = 1'-0"

ALL DRAWINGS ARE PROTECTED BY FEDERAL COPYRIGHT BY MANNS WOODWARD STUDIOS, INC. AND CAN NOT BE REPRODUCED OR MODIFIED IN ANY MANNER WITHOUT WRITTEN PERMISSION. DOCUMENTS MAY NOT BE USED IN PART OR WHOLE TO DEVELOP THE DESIGN OF ANOTHER BUILDING WITHOUT EXPRESS WRITTEN PERMISSION BY MANNS WOODWARD STUDIOS.

MW STUDIOS
ARCHITECTURE + MASTER PLANNING
8098 SANDPIPER CIR, SUITE H
NOTTINGHAM, MD 21236
410-344-1460
INFO@MWSARCH.COM
WWW.MWSARCH.COM

SEAL:

I HEREBY CERTIFY THAT THESE DOCUMENTS WERE PREPARED OR APPROVED BY ME, AND THAT I AM A DULY LICENSED PROFESSIONAL ARCHITECT UNDER THE LAWS OF THE STATE OF PENNSYLVANIA.

LICENSE NUMBER: #RA405311
EXPIRATION DATE: 6-30-2027

EXETER TOWNSHIP
EMERGENCY SERVICES FACILITY
70 GIBRALTAR ROAD
READING, PA 19606

PROJECT NUMBER: 25-049

SUBMISSION:
BID SET

ORIGINAL ISSUE DATE:
10/01/2026

SHEET REVISION SCHEDULE:
No. DATE

STOREFRONT ELEVATIONS

SHEET NUMBER:
A603

10/1/2026 9:37:29 PM

SCHEDULE - GLAZING

MARK	DESCRIPTION	COMMENTS
GL1	1/4" INTERIOR CLEAR SAFETY GLASS	TYPICAL INTERIOR GLAZING
GL1R	5/16" INTERIOR CLEAR RATED SAFETY GLASS	20 MIN RATED INTERIOR GLAZING
GL3	1" INSULATED, LOW-E, TINTED SAFETY GLAZING	TYPICAL EXTERIOR GLAZING
GL4	1" INSULATED, CLEAR GLASS	

GENERAL OPENING NOTES

1	CONTRACTOR SHALL FIELD VERIFY ALL CONDITIONS PRIOR TO FABRICATION OF DOORS, WINDOWS, STOREFRONT, ETC.

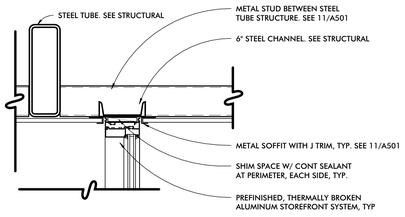

SF-H5

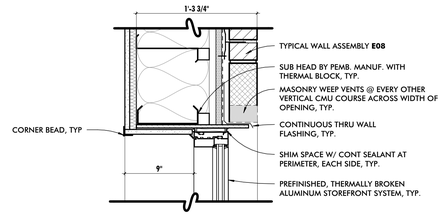

SF-H1

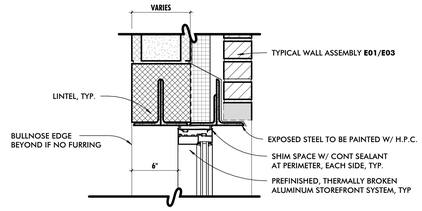

SF-H2

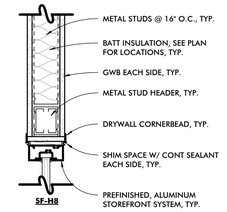

SF-H8

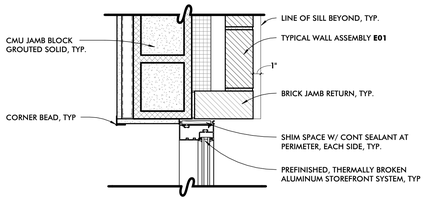

SF-J5

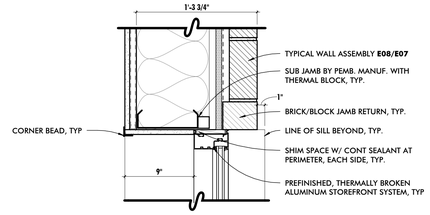

SF-J1

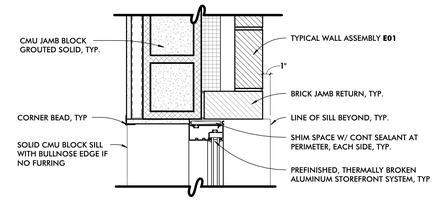

SF-J2

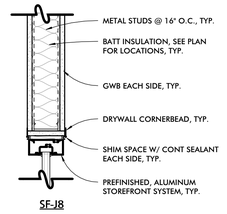

SF-J8

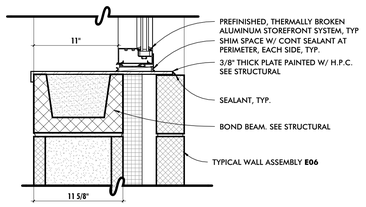

SF-S5

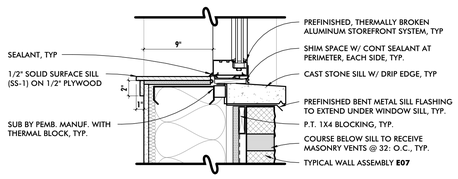

SF-S1

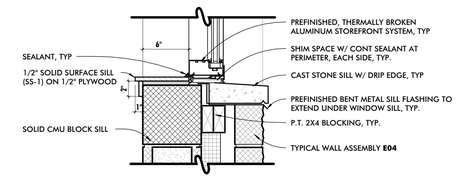

SF-S2

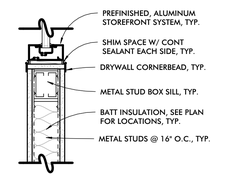

SF-S8

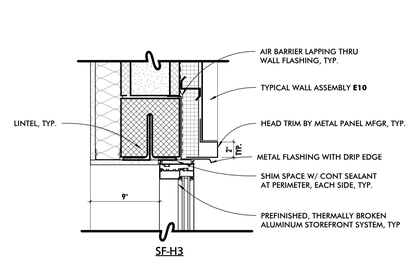

SF-H3

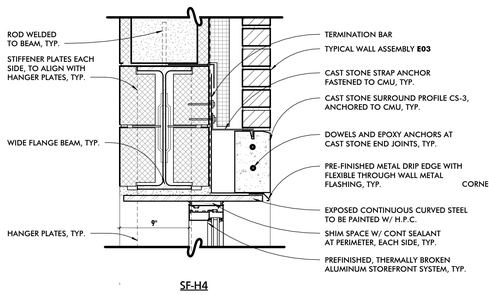

SF-H4

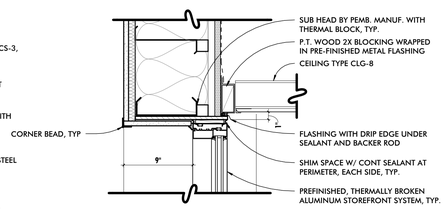

SF-H6

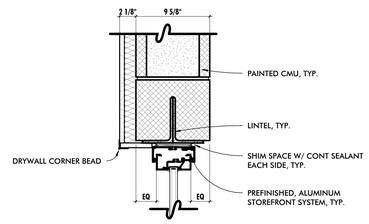

SF-H7

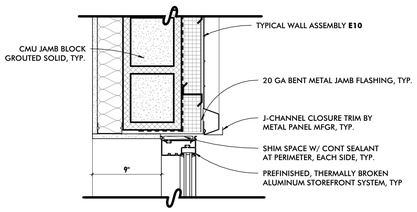

SF-J3

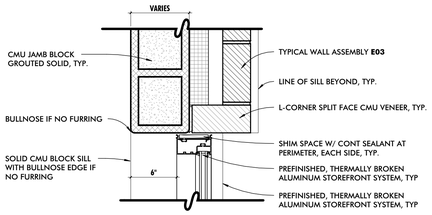

SF-J4

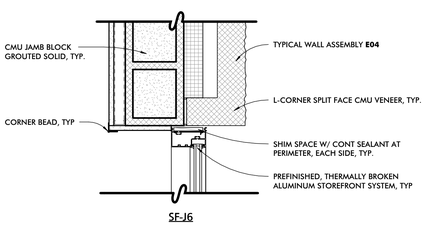

SF-J6

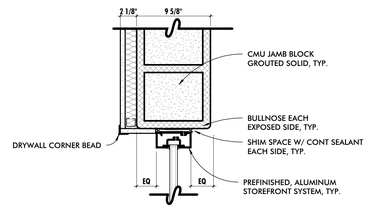

SF-J7

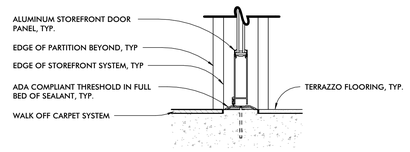

SF-T2

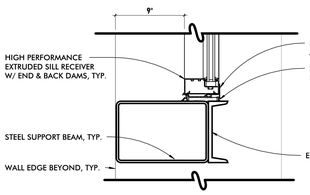

SF-S3

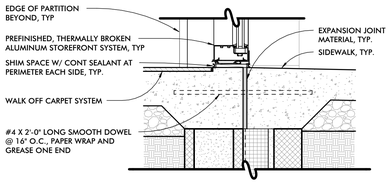

SF-S9

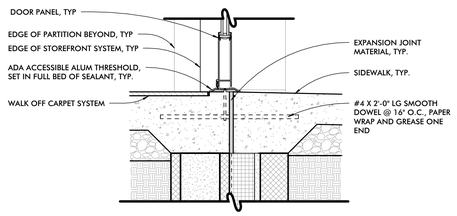

SF-T3

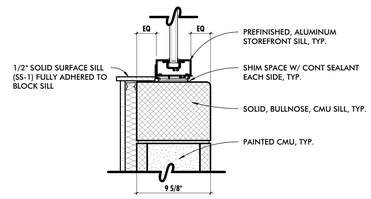

SF-S7

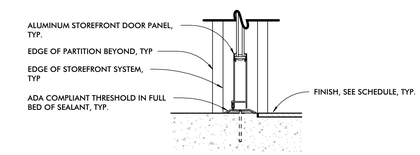

SF-T1

1 EXTERIOR STOREFRONT DETAILS
1 1/2" = 1'-0"

2 INTERIOR STOREFRONT DETAILS
1 1/2" = 1'-0"

ALL DRAWINGS ARE PROTECTED BY FEDERAL COPYRIGHT BY MANNS WOODWARD STUDIOS, INC. AND CAN NOT BE REPRODUCED OR MODIFIED IN ANY MANNER WITHOUT WRITTEN PERMISSION. DOCUMENTS MAY NOT BE USED IN PART OR WHOLE TO DEVELOP THE DESIGN OF ANOTHER BUILDING WITHOUT EXPRESS WRITTEN PERMISSION BY MANNS WOODWARD STUDIOS.

MW STUDIOS
ARCHITECTURE + MASTER PLANNING
8098 SANDPIPER CIR, SUITE H
NOTTINGHAM, MD 21236
410-344-1460
INFO@MWSARCH.COM
WWW.MWSARCH.COM

SEAL:

I HEREBY CERTIFY THAT THESE DOCUMENTS WERE PREPARED OR APPROVED BY ME, AND THAT I AM A DULY LICENSED PROFESSIONAL ARCHITECT UNDER THE LAWS OF THE STATE OF PENNSYLVANIA.

LICENSE NUMBER: #RA405311
EXPIRATION DATE: 6-30-2027

EXETER TOWNSHIP
EMERGENCY SERVICES FACILITY
70 GIBRALTAR ROAD
READING, PA 19606

PROJECT NUMBER: 25-049

SUBMISSION:
BID SET

ORIGINAL ISSUE DATE:
10/01/2026

SHEET REVISION SCHEDULE:
No. DATE

STOREFRONT DETAILS

SHEET NUMBER:
A604

10/1/2026 9:57:31 PM

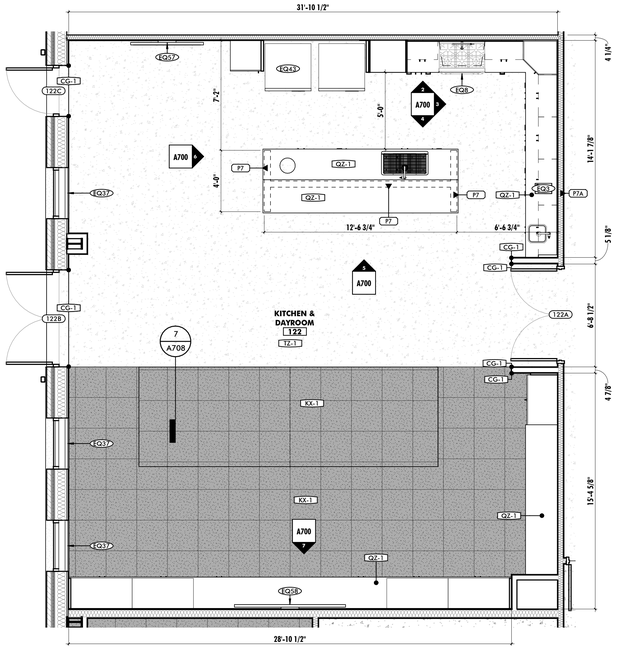

1 KITCHEN & DAYROOM 122 - ENLARGED PLAN
1/4" = 1'-0"

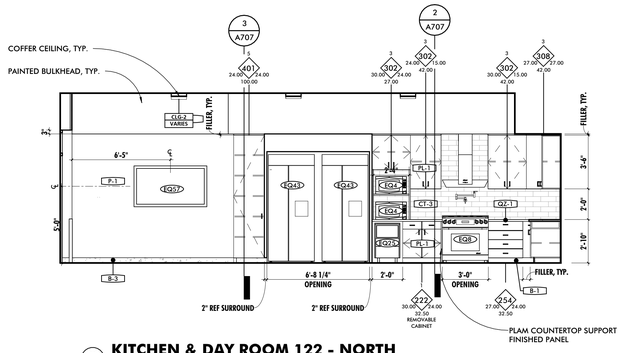

2 KITCHEN & DAY ROOM 122 - NORTH
1/4" = 1'-0"

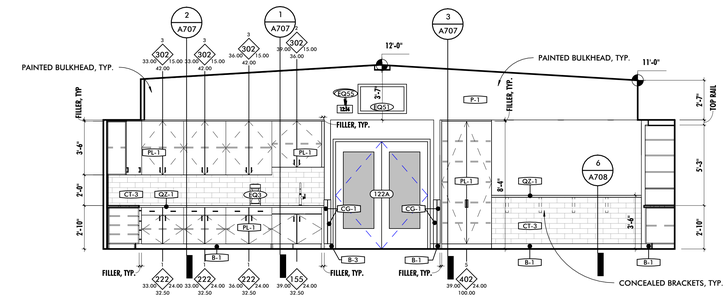

3 KITCHEN & DAY ROOM 122 - EAST
1/4" = 1'-0"

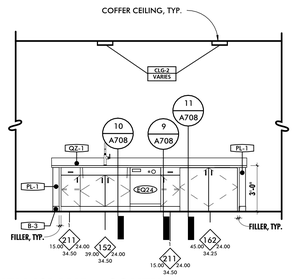

4 KITCHEN ISLAND - SOUTH
1/4" = 1'-0"

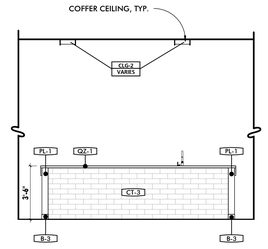

5 KITCHEN ISLAND - NORTH
1/4" = 1'-0"

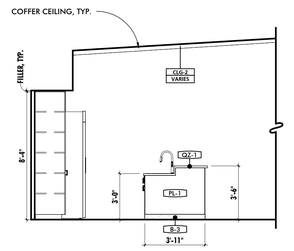

6 KITCHEN ISLAND - WEST
1/4" = 1'-0"

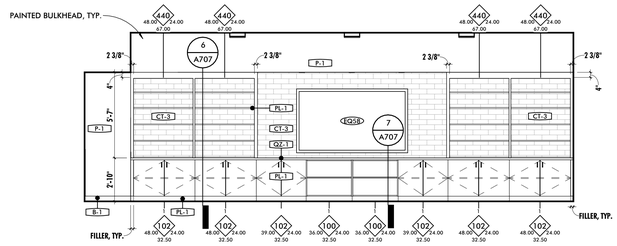

7 KITCHEN & DAYROOM 122 SOUTH
1/4" = 1'-0"

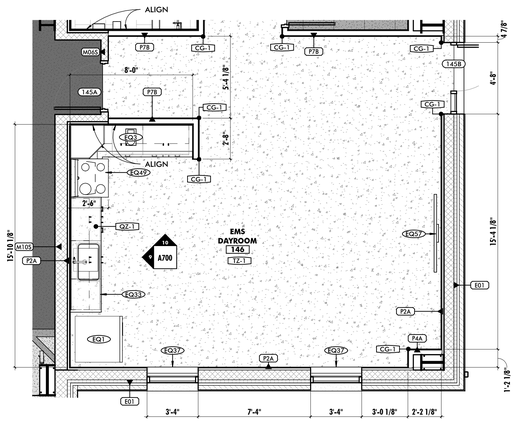

8 EMS DAYROOM 146 - ENLARGED PLAN
1/4" = 1'-0"

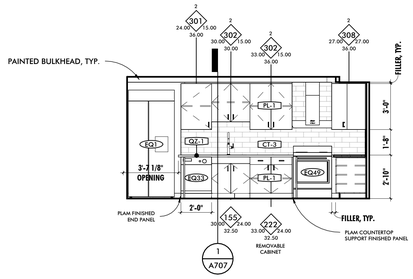

9 EMS DAYROOM 146 - WEST
1/4" = 1'-0"

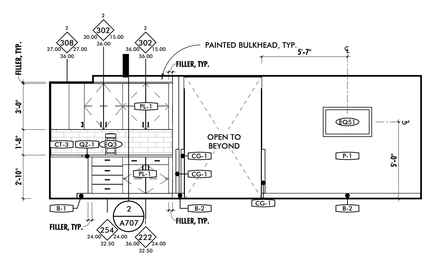

10 EMS DAYROOM 146 - NORTH
1/4" = 1'-0"

ALL DRAWINGS ARE PROTECTED BY FEDERAL COPYRIGHT BY MANNS WOODWARD STUDIOS, INC. AND CAN NOT BE REPRODUCED OR MODIFIED IN ANY MANNER WITHOUT WRITTEN PERMISSION. DOCUMENTS MAY NOT BE USED IN PART OR WHOLE TO DEVELOP THE DESIGN OF ANOTHER BUILDING WITHOUT EXPRESS WRITTEN PERMISSION BY MANNS WOODWARD STUDIOS.

MW STUDIOS
ARCHITECTURE + MASTER PLANNING
8098 SANDPIPER CIR, SUITE H
NOTTINGHAM, MD 21236
410-344-1460
INFO@MWSARCH.COM
WWW.MWSARCH.COM

SEAL:

I HEREBY CERTIFY THAT THESE DOCUMENTS WERE PREPARED OR APPROVED BY ME, AND THAT I AM A DULY LICENSED PROFESSIONAL ARCHITECT UNDER THE LAWS OF THE STATE OF PENNSYLVANIA.

LICENSE NUMBER: #RA405311
EXPIRATION DATE: 6-30-2027

EXETER TOWNSHIP
EMERGENCY SERVICES FACILITY
70 GIBRALTAR ROAD
READING, PA 19606

PROJECT NUMBER: 25-049

SUBMISSION:
BID SET

ORIGINAL ISSUE DATE:
10/01/2026

SHEET REVISION SCHEDULE:
No. DATE

ENLARGED PLANS & INT. ELEVATIONS

SHEET NUMBER:
A700

10/1/2026 9:57:34 PM

SCHEDULE - TOILET ROOM ACCESSORIES

MARK	DESCRIPTION	BOD MANUFACTURER	BOD MODEL	OF/CI	COMMENTS
TA1	12" GRAB BAR	BOBRICK	B-6806X12	No	
TA2	18" GRAB BAR	BOBRICK	B-6806X18	No	
TA3	24" GRAB BAR	BOBRICK	B-6806X24	No	
TA4	36" GRAB BAR	BOBRICK	B-6806X36	No	
TA5	42" GRAB BAR	BOBRICK	B-6806X42	No	
TA6	48" GRAB BAR	BOBRICK	B-6806X48	No	
TA7	STAINLESS STEEL RECESSED CHANGING STATION	BOBRICK	KB310-SSRE	No	
TA8	FOLDING SHOWER SEAT	BOBRICK	B-5181	No	GC TO PROVIDE BLOCKING IN WALL TO RECEIVE SHOWER SEAT AT METAL STUD WALL LOCATIONS. GC SHALL NOT INSTALL SHOWER SEATS. SHOWER SEATS SHALL BE PROVIDED TO OWNER FOR FUTURE INSTALL.
TA10	LIQUID SOAP DISPENSER	BOBRICK	B-2111	Yes	
TA11	16" x 30" CHANNEL FRAME MIRROR	AMERICAN SPECIALTIES	0620-1630	No	
TA12	SURFACE MOUNTED PAPER TOWEL DISPENSER	BOBRICK	B-9262	Yes	
TA13	ROBE HOOK	AMERICAN SPECIALTIES	7345-S	No	
TA14A	SANITARY NAPKIN BIN	BOBRICK	B-270	No	
TA14B	PARTITION-MOUNTED SANITARY NAPKIN BIN	BOBRICK	B-354	No	
TA15	HEAVY DUTY SHOWER CURTAIN ROD	BOBRICK	B-207	No	
TA16A	MULTI-ROLL TOILET TISSUE DISPENSER	BOBRICK	B-4288	Yes	
TA16B	DOUBLE-ROLL TOILET TISSUE DISPENSER	BOBRICK	B-265	Yes	
TA17	TOILET PARTITION	BRADLEY	SERIES 400 -SENTINEL	No	
TA21	MOP/ BROOM HOLDER	BOBRICK	B-239	No	
TA24	RECESSED SHOWER SHELF	INPRO	12 x 8 TOILETRY SHELF	No	

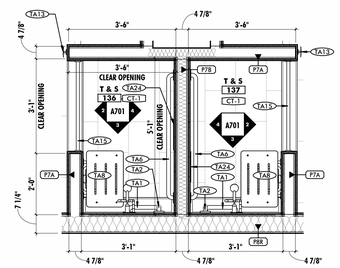

1 T&S 136 & 137 - ENLARGED PLAN
1/2" = 1'-0"

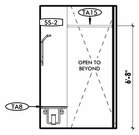

2 TYPICAL SHOWER WEST
1/4" = 1'-0"

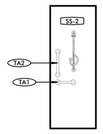

3 TYPICAL SHOWER SOUTH
1/4" = 1'-0"

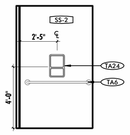

4 TYPICAL SHOWER EAST
1/4" = 1'-0"

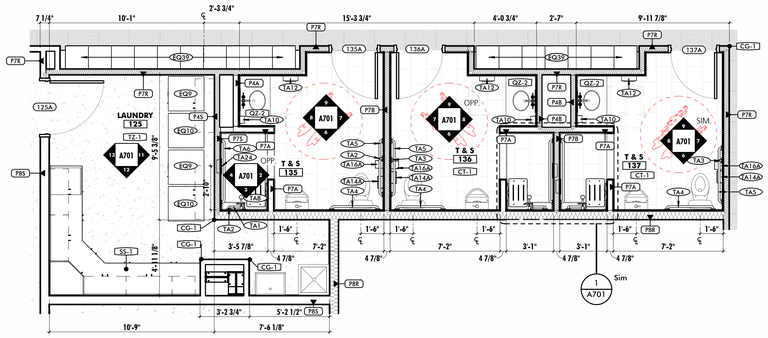

5 LAUNDRY 125, T&S 135, T&S 136, T&S 137 - ENLARGED PLAN
1/4" = 1'-0"

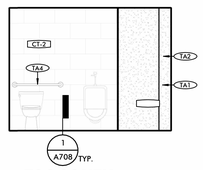

6 T&S SOUTH
1/4" = 1'-0"

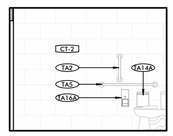

7 T&S EAST
1/4" = 1'-0"

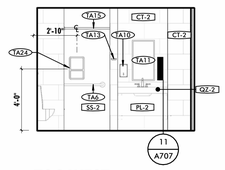

8 T&S WEST
1/4" = 1'-0"

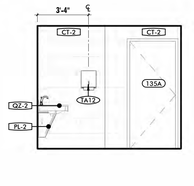

9 T&S NORTH
1/4" = 1'-0"

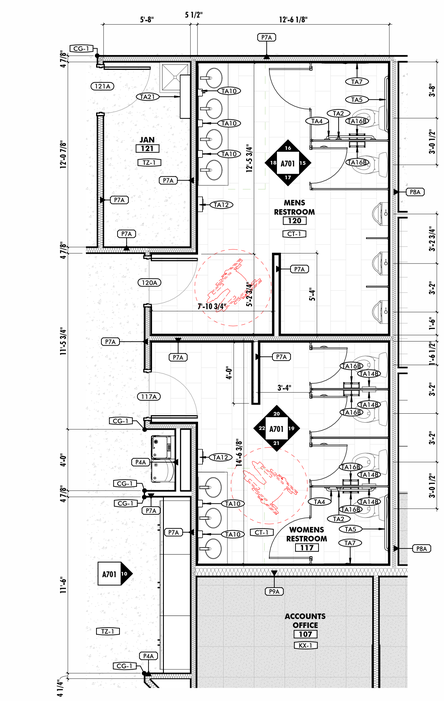

14 MENS 120, WOMENS 117, LOBBY - ENLARGED PLAN
1/4" = 1'-0"

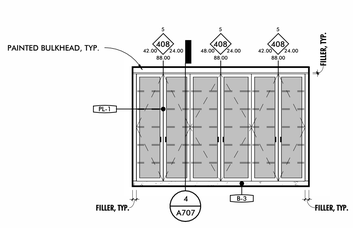

10 LOBBY 101-EAST
1/4" = 1'-0"

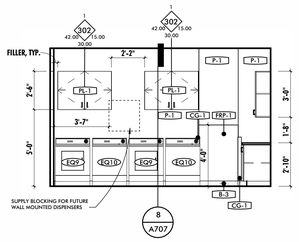

11 LAUNDRY 125- EAST
1/4" = 1'-0"

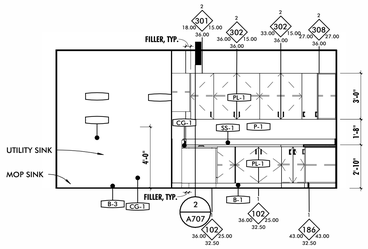

12 LAUNDRY 125- SOUTH
1/4" = 1'-0"

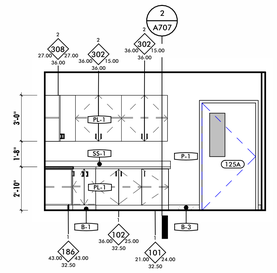

13 LAUNDRY 125- WEST
1/4" = 1'-0"

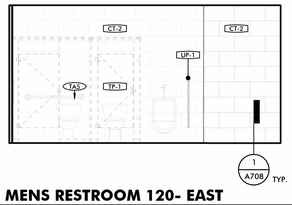

15 MENS RESTROOM 120- EAST
1/4" = 1'-0"

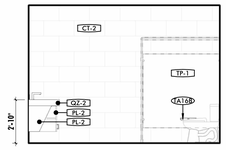

16 MENS RESTROOM 120- NORTH
1/4" = 1'-0"

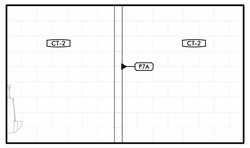

17 MENS RESTROOM 120- SOUTH
1/4" = 1'-0"

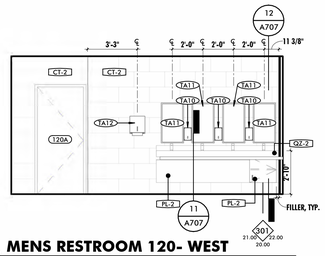

18 MENS RESTROOM 120- WEST
1/4" = 1'-0"

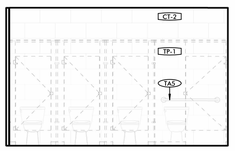

19 WOMENSRESTROOM 117- EAST
1/4" = 1'-0"

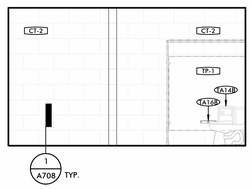

20 WOMENSRESTROOM 117- NORTH
1/4" = 1'-0"

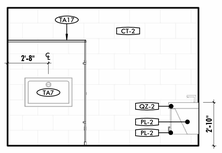

21 WOMENSRESTROOM 117- SOUTH
1/4" = 1'-0"

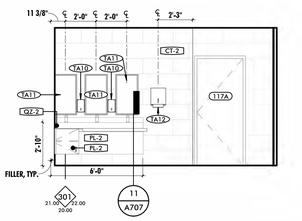

22 WOMENSRESTROOM 117- WEST
1/4" = 1'-0"

ALL DRAWINGS ARE PROTECTED BY FEDERAL COPYRIGHT BY MANNS WOODWARD STUDIOS, INC. AND CAN NOT BE REPRODUCED OR MODIFIED IN ANY MANNER WITHOUT WRITTEN PERMISSION. DOCUMENTS MAY NOT BE USED IN PART OR WHOLE TO DEVELOP THE DESIGN OF ANOTHER BUILDING WITHOUT EXPRESS WRITTEN PERMISSION BY MANNS WOODWARD STUDIOS.

MW STUDIOS
ARCHITECTURE + MASTER PLANNING
8098 SANDPIPER CIR, SUITE H
NOTTINGHAM, MD 21236
410-344-1460
INFO@MWSARCH.COM
WWW.MWSARCH.COM

SEAL:

I HEREBY CERTIFY THAT THESE DOCUMENTS WERE PREPARED OR APPROVED BY ME, AND THAT I AM A DULY LICENSED PROFESSIONAL ARCHITECT UNDER THE LAWS OF THE STATE OF PENNSYLVANIA.

LICENSE NUMBER: #RA405311
EXPIRATION DATE: 6-30-2027

EXETER TOWNSHIP
EMERGENCY SERVICES FACILITY
70 GIBRALTAR ROAD
READING, PA 19606

PROJECT NUMBER: 25-049

SUBMISSION:
BID SET

ORIGINAL ISSUE DATE:
10/01/2026

SHEET REVISION SCHEDULE:
No. DATE

ENLARGED PLANS & INT. ELEVATIONS

SHEET NUMBER:
A701

10/1/2026 9:57:44 PM