Accessibility & Life Safety

Door hardware should be as effective in helping people go about their lives as it is in securing their environments. The ND Series is designed with these requirements in mind.

Accessibility

All Schlage ND levers[1] comply with the Americans with Disabilities Act (ADA), which requires that "Operable parts shall be operable with one hand and shall not require tight grasping, pinching, or twisting of the wrist. The force required to activate operable parts shall be 5 pounds (22.2 N) maximum."

Tactile Warning for the Visually Impaired

Tactile warning is a special texture applied to the outside lever to alert the visually impaired to a potential hazard on the opposite side of the door (electrical room, a workshop or other hazardous area, etc). Tactile warning is typically applied to the outside lever only and is specified by an 8 prefix on the lever design.

Milled



Milling pattern typically applied to the backside of an ND Series lever. Available on all lever styles except Omega.

Instruction Rose

Classroom security functions ND78 and ND98, when ordered in 626 finish, come standard with an interior instruction rose that clearly identifies key rotation to aid rapid lockdown.

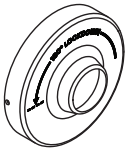

Life Safety

The Schlage ND is UL listed for use on 3-hour fire doors up to 4'0" x 10'0". Boardwalk, Longitude, Omega, Rhodes, Sparta and Tubular levers comply with the California State fire code for return to within 1/2" of the door face.

Additionally, the Schlage ND exceeds the BHMA warped door test by 4x. The BHMA standard requires that the latch be able to retract with a 50lb pre-load; the ND can retract the latch with a 200lb preload - providing more range to open the door in the event the opening becomes bound or otherwise compromised.

Door Handing

All ND Series locks except the ligature-resistant HSLR trim can be configured during installation to support any door handing. When determining handing for HSLR note that the lever will pivot toward the door frame instead of downward and specify accordingly.

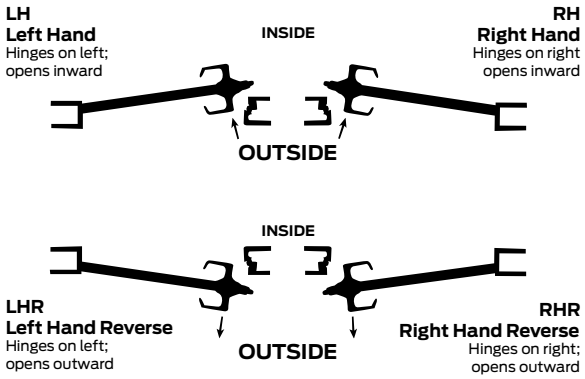

1. Functions utilizing a push/turn button in the lever to lock do not meet this standard.





Status Indication

The Schlage ND Series offers status indication unlike any other cylindrical lock. ND features an escutcheon style indicator that utilizes Schlage's patented 180-degree visibility to create the largest indication viewing window in the commercial lock market. Red and white messages available in multiple languages are designed to be highly visible and allow color blind individuals to read them easily at a distance on the basis of color alone.

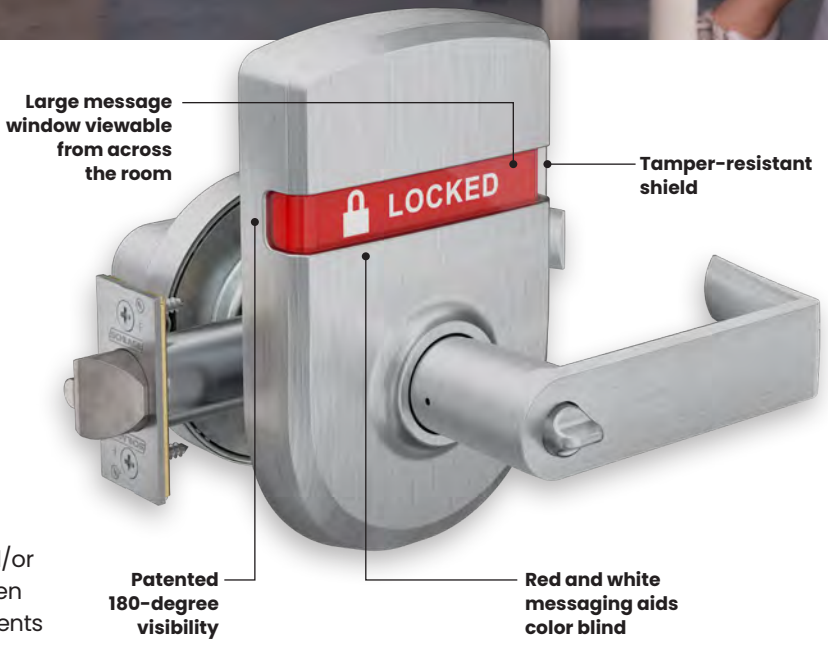

Know It's Locked.™

Lock status indication is about assuring safety and/or privacy. A classroom door that is visibly locked when seen from any angle, even 30' away can help students and teachers feel confident and secure. In restaurant settings, it can reduce patron time spent away from the table. In healthcare, it can inform staff of a patient's location when out of bed and give the patient a greater sense of privacy. Whether the need is for privacy on a dressing room, mother's room, or restroom door–or more importantly, for security–to know it's locked when seconds count, status indication is a valuable feature available on eleven ND Series functions.

Common Applications

- Classrooms
- Study pods
- Rehearsal rooms
- Faculty offices
- Nurse's office
- Patient exam rooms
- Physician sleeping/ on call rooms
- Single-use restrooms
- Focus rooms in offices
- Lactation rooms
- Dressing rooms

ND Series Mechanical Locks

The ND mechanical lock, along with being Schlage's best-selling cylindrical lock, is the foundation for both the wired electrified and NDE wireless electronic lock. Not only did Schlage invent the cylindrical lock, but we continue to make it better with capabilities that go beyond Grade 1. ND Series offers unparalleled strength, exceptional durability, and installation ease. All this is in addition to what you know and expect from Schlage.

It's smarter security you can trust.



ND Mechanical

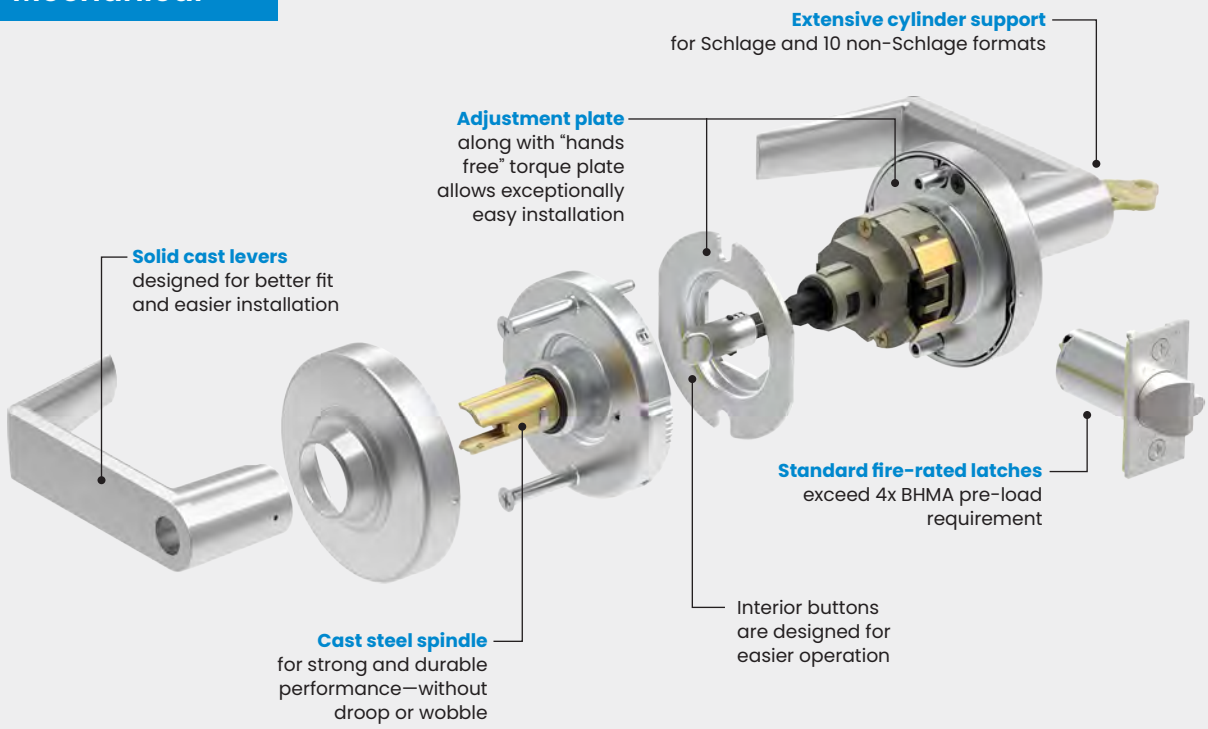

Quality You Can See and Feel

Strength and durability are more than numbers, you can actually feel it in the lock — in the weight and movement of the lever and in the lasting beauty of the finish. Expect exceptional durability from ND Series.

- Tested to over 16 million cycles with near zero droop or wobble in the lever (16x the BHMA requirement)
- Latch retraction with 200 lb preload for confident operation in warped and preloaded doors (4x BHMA requirement)
- Prevents access even when subjected to torque loads up to 3,100 in-lbs (2.6x the BHMA standard)
- Withstands pry bar attacks of 1,600 lbs (8x BHMA requirement)
- Withstands 100 sledgehammer blows (20x BHMA requirement)

The Added Benefits of Layered Key System Security

A strong lock is only part of the security equation for mechanical locks–proper key security is equally important.

- Patented Everest 29™ cylinders prohibit unauthorized key duplication at local retail stores
- Dealer and end user restricted, geographically exclusive Primus cylinder options for advanced key control
- Available compatibility with 10 different non-Schlage key systems

Key Features

ND Series offers Schlage's widest array of finishes, styles and functions available in a cylindrical lock.

- 27 mechanical, cylindrical functions plus eight that feature Vandlgard® locked lever protection
- Nine standard finishes, plus an antimicrobial coating option
- Nine ADA compliant lever options
- Status indication and ligature-resistant trim options
- BAA compliant
- Locks are ANSI/BHMA Grade 1 certified
- Available with lead lining
- UL Listed 3-hour fire rated
- Perfectly suited to the ALX Series Grade 2 cylindrical locks
- Supports Conventional, FSIC, SL, and SFIC cylinder formats plus high-security UL 437 and competitive core options
- Multiple key system options include open, patented, restricted, and geographically exclusive

HSLR Series Ligature-Resistant Trim

High Security Ligature Resistant (HSLR) trim is especially recommended for high-risk applications. The patented crescent-style handle design has quickly become the standard for ligature resistance and accessibility and is recognized by the widely-accepted New York State Office of Mental Health (NYS-OMH) Patient Safety Standard.

- Optional trim built onto the chassis of the Grade 1 ND Series lock
- Provides the highest level of ligature-resistance to positively contribute to healing environments
- Recommended for low-, medium- or high-risk areas
- ADA compliant – "no pinch, no grasp"
- BAA compliant
- Locks are ANSI/BHMA Grade 1 certified
- UL Listed 3-hour fire rated
- Available on 27 mechanical and electrified ND functions
- HSLR trim is also available on the L Series mortise chassis



Material: *Heavy-wrought, reinforced stainless steel*

Finishes: *630 Satin Stainless Steel only*

Size: *8.5" x 6" x 3"*



Legend

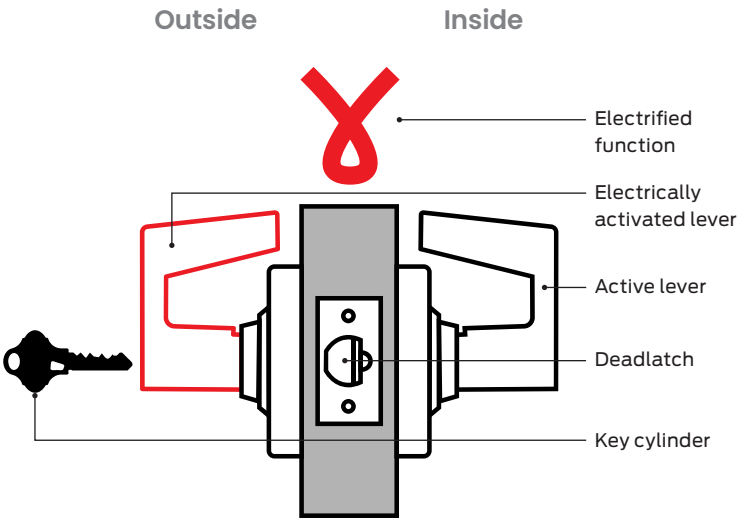

Key

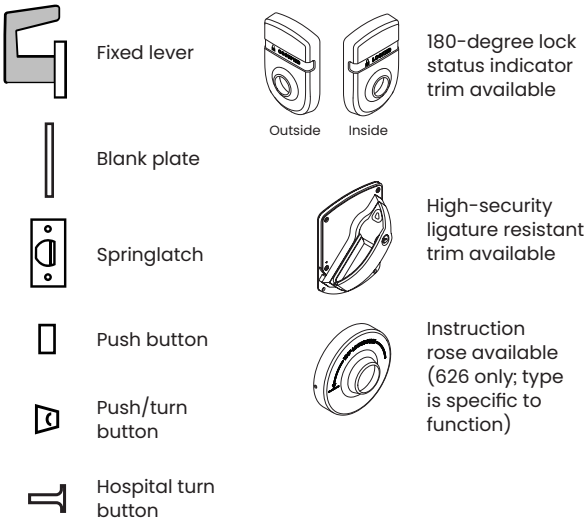

Product Identification Guide

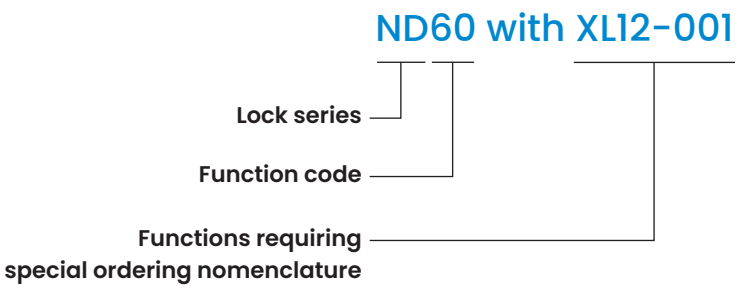

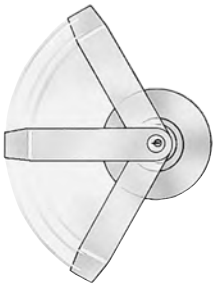

Vandlgard® Feature

All locking functions feature Vandlgard locked lever protection as a field configurable option. It allows the outside lever to rotate freely up and down when locked to limit the ability of vandals to apply excessive force to the chassis helping to prevent damage to internal components.

Non-Keyed Functions

Schlage **ANSI**
ND10 **F75**

Passage latch

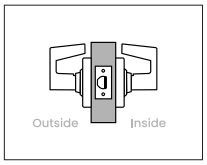



- Levers both sides; springlatch
- Latch retracted by lever from either side at all times
- Inside lever always free for immediate egress

To order configured with Request to Exit (RX), specify RX under special options.

Schlage **ANSI**
ND12 **F89**

Exit lock

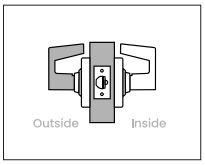



- Levers both sides; deadlatch
- Outside lever always fixed; latch retracted by inside lever
- Inside lever always free for immediate egress

To order configured with Request to Exit (RX), specify RX under special options.

Schlage **ANSI**
ND25 **-**

Exit lock with exterior blank plate

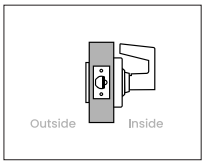

- Blank plate outside; lever inside; deadlatch
- Latch retracted by inside lever
- Inside lever always free for immediate egress

Schlage **ANSI**
ND30 **F77**

Patio lock

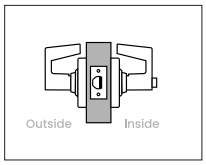

- Lever outside; push button in lever inside; springlatch
- In unlocked state latch is retracted by either lever
- Outside lever is made inoperative by pushing button on inside lever
- Rotating inside lever retracts latch and releases button unlocking outside lever; closing door also unlocks preventing lock-out
- Inside lever always free for immediate egress

Schlage **ANSI**
ND40 **F76**

Bath/bedroom privacy lock

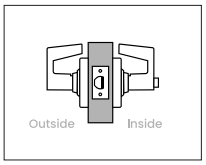



- Lever with emergency release recessed slot outside; push button in lever inside; springlatch
- In unlocked state latch is retracted by either lever
- Outside lever is made inoperative by pushing button on inside lever
- Rotating inside lever retracts latch and releases button unlocking outside lever; closing door also unlocks preventing lock-out
- Emergency unlock: an emergency key (sold separate) or small, flat screwdriver inserted in outside lever and turned releases button to unlock
- Inside lever always free for immediate egress

Note: Locks ordered with indicator trim fit 1-3/4" doors. Sold separate spacer kits allow application to doors 1-3/8" to 1-11/16".

To order an emergency key use part number 35-270.

Schlage **ANSI**
ND44 **-**

Hospital privacy lock

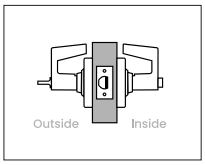



- Emergency turn in lever outside; push button in lever inside; springlatch
- In unlocked state latch is retracted by either lever
- Outside lever is made inoperative by pushing button on inside lever
- Rotating inside lever retracts latch and releases button unlocking outside lever; closing door also unlocks preventing lock-out
- Emergency unlock: rotating emergency turn in outside lever releases button to unlock
- Inside lever always free for immediate egress

Note: Locks ordered with indicator trim fit 1-3/4" doors. Sold separate spacer kits allow application to doors 1-3/8" to 1-11/16".

Non-Keyed Functions

Schlage **ANSI**
ND45 **-**

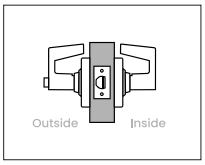

Time out lock with Vandlgard®

- Spring-loaded push button in lever outside; lever inside; springlatch
- In unlocked state latch is retracted by either lever
- Caretaker side: pushing and holding button enables Vandlgard® feature; detention side lever will rotate without engaging latch
- Releasing manually held button enables inside lever to re-engage with latch and open the door

Schlage **ANSI**
ND170 **-**

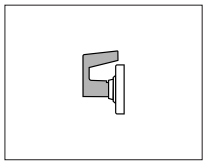

Single dummy trim

- Fixed lever one side only; no latch or chassis
- Used for door pull or matching inactive trim

Schlage **ANSI**
ND172 **-**

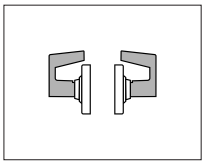

Double dummy trim

- Fixed levers-both sides; no latch or chassis
- Used for door pull or matching inactive trim

Note: Latch cover plates available. Order part number 47269199.

Keyed Functions

Schlage **ANSI**
ND25 x 70 **F113**

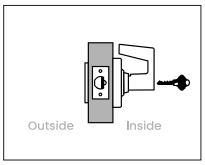

Classroom exit lock

- Blank plate outside; lever with cylinder inside; deadlatch
- In unlocked state latch is retracted by inside lever
- Outside always secure; inside lever is made inoperative by key inside
- Key inside retracts latch and unlocks inside lever

Schlage **ANSI**
ND25 x 80 **F112**

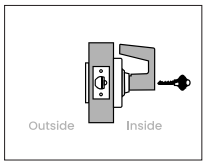

Storeroom exit lock

- Blank plate outside; lever with cylinder inside; deadlatch
- Outside always secure; inside lever is always fixed
- Key inside retracts latch but does not unlock lever

Schlage **ANSI**
ND50 **F82**

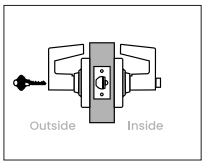

Entrance/office lock



- Lever with key cylinder outside; push button in lever inside; deadlatch
- In unlocked state latch is retracted by either lever
- Outside lever is made inoperative by pushing button on inside lever; key outside does not lock
- Key outside or rotating inside lever retracts latch and releases button unlocking outside lever
- Inside lever always free for immediate egress

Note: Locks ordered with indicator trim fit 1-3/4" doors. Sold separate spacer kits allow application to doors 1-3/8" to 1-11/16". *Indicator trim can only be ordered as a single-sided option.*

Keyed Functions

Schlage **ANSI**
ND52 **–**

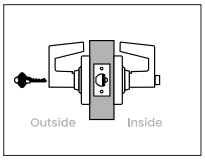

Keyed privacy lock



- Lever with key cylinder outside; push button in lever inside; deadlatch
- In unlocked state latch is retracted by either lever
- Outside lever is made inoperative by pushing button on inside lever; key outside does not lock
- Key outside or rotating inside lever retracts latch and releases button unlocking outside lever; closing door also unlocks preventing lock-out
- Inside lever always free for immediate egress

Note: Locks ordered with indicator trim fit 1-3/4" doors. Sold separate spacer kits allow application to doors 1-3/8" to 1-11/16".

Schlage **ANSI**
ND53 **F109**

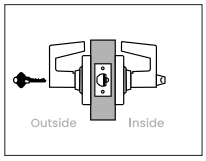

Entrance lock



- Lever with key cylinder outside; push/turn button in lever inside; deadlatch
- In unlocked state latch is retracted by either lever
- Outside lever is made inoperative by pushing button or pushing and turning button on inside lever; key outside does not lock
- **Pushed button unlocking:** key outside or rotating inside lever retracts latch and releases button unlocking outside lever
  Pushed/turned button unlocking: key outside or rotating inside lever retracts latch but does not unlock outside lever; rotate inside button to start position to allow button release and unlocking by key or by rotating inside lever
- Inside lever always free for immediate egress

Caution: Egress without fully releasing the push/turn button can result in lock-out situations.

Note: Locks ordered with indicator trim fit 1-3/4" doors. Sold separate spacer kits allow application to doors 1-3/8" to 1-11/16". *Indicator trim can only be ordered as a single-sided option.*

Schlage **ANSI**
ND55 **–**

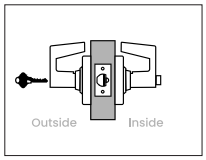

Entrance lock with automatic unlocking



- Lever with key cylinder outside; push/turn button in lever inside; deadlatch
- In unlocked state latch is retracted by either lever
- Outside lever is made inoperative by pushing button or pushing and turning button on inside lever; key outside does not lock
- **Pushed button unlocking:** key outside or rotating inside lever retracts latch and releases button unlocking outside lever; closing door also unlocks preventing lock-out
  Pushed/turned button unlocking: key outside or rotating inside lever retracts latch but does not unlock outside lever; rotate inside button to start position to allow button release and unlocking by key or by rotating inside lever
- Inside lever always free for immediate egress

Caution: Egress without fully releasing the push/turn button can result in lock-out situations.

Note: Locks ordered with indicator trim fit 1-3/4" doors. Sold separate spacer kits allow application to doors 1-3/8" to 1-11/16".

Schlage **ANSI**
ND60 with XN12-001 **–**

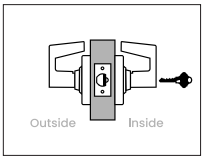

Vestibule lock with interior unlocking only

- Lever outside; lever with key cylinder inside; deadlatch
- In unlocked state latch is retracted by either lever
- Outside lever is locked or unlocked by key inside
- Inside lever always free for immediate egress

To order, specify function and note XN12-001 as a special option.

Schlage **ANSI**
ND70 **F84**

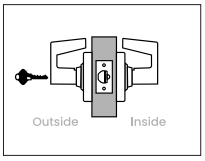

Classroom lock, exterior lockdown only



- Lever with key cylinder outside; lever inside; deadlatch
- In unlocked state latch is retracted by either lever
- Outside lever is locked or unlocked by key outside
- Inside lever always free for immediate egress

Schlage **ANSI**
ND73 **F90**

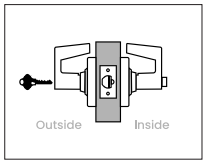

Corridor lock



- Lever with key cylinder outside; push button in lever inside; deadlatch
- In unlocked state latch is retracted by either lever
- Outside lever is made inoperative by pushing button on inside lever or by key outside
- **When locked by pushed button:** rotating inside lever retracts latch and releases button unlocking outside lever; closing door also unlocks preventing lock-out
  When locked by key: rotating inside lever retracts latch but outside lever remains fixed until unlocked by key outside
- Inside lever always free for immediate egress

Note: Locks ordered with indicator trim fit 1-3/4" doors only. Sold separate spacer kits allow application to doors 1-3/8" to 1-11/16".

Keyed Functions

Schlage **ANSI**
ND80 **F86**

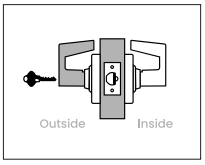

Storeroom lock



- Lever with key cylinder outside; lever inside; deadlatch
- Outside lever always fixed; latch retracted by inside lever
- Key in outside lever retracts latch only
- Inside lever always free for immediate egress

To order configured with Request to Exit (RX), specify RX under special options.

Schlage **ANSI**
ND81 **F86**

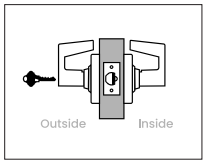

Accessible storeroom lock



- Lever with key cylinder outside; lever inside; deadlatch
- Outside lever is always fixed when key is not present; latch retracted by inside lever
- Key outside turned counter-clockwise retracts latch; 180-degree clockwise rotation of key allows outside lever to retract latch
- Inside lever always free for immediate egress

To order configured with Request to Exit (RX), specify RX under special options.

Schlage **ANSI**
ND85 **F93**

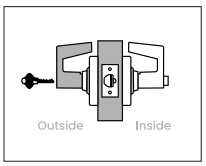

Faculty restroom lock

- Lever with conventional indicator cylinder outside; push button in lever inside; deadlatch
- Entrance by key only; outside lever always fixed; latch retracted by inside lever
- Push button on inside lever activates a locking pin that extends from the cylinder face to prohibit use of operating keys and indicate that the room is in use
- Turning inside lever or closing door releases the locking pin and push button to allow normal use of operating keys
- Emergency unlock: use of an emergency key (sold separate) is required to override the locking pin and unlock from the outside when push button is activated
- Inside lever always free for immediate egress

Note: Available with Conventional KIL indicator cylinder only. To order a spanner key to enable lockout feature use part number 35-251.

To order an emergency key use part number 35-102.

Schlage **ANSI**
ND91 **F82**

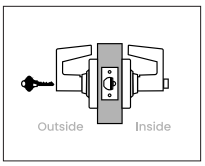

Vandlgard® entrance/office lock



- Lever with key cylinder outside; push button in lever inside; deadlatch
- In unlocked state latch is retracted by either lever
- Outside is made inoperative by pushing button on inside lever; key outside does not lock, Vandlgard® allows outside lever to rotate freely when locked
- Key outside or rotating inside lever retracts latch and releases button unlocking outside lever
- Inside lever always free for immediate egress

Note: Locks ordered with indicator trim fit 1-3/4" doors. Sold separate spacer kits allow application to doors 1-3/8" to 1-11/16".

Schlage **ANSI**
ND92 **F109**

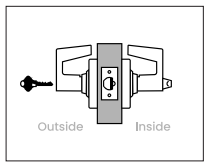

Vandlgard® entrance lock



- Lever with key cylinder outside; push/turn button in lever inside; deadlatch
- In unlocked state latch is retracted by either lever
- Outside lever is made inoperative by pushing button or pushing and turning button on inside lever; key outside does not lock, Vandlgard® allows outside lever to rotate freely when locked
- **Pushed button unlocking:** key outside or rotating inside lever retracts latch and releases button unlocking outside lever **Pushed/turned button unlocking:** key outside or rotating inside lever retracts latch but does not unlock outside lever; rotate inside button to start position to allow button release and unlocking by key or by rotating inside lever
- Inside lever always free for immediate egress

Caution: Egress without fully releasing the push/turn button can result in lock-out situations.

Note: Locks ordered with indicator trim fit 1-3/4" doors. Sold separate spacer kits allow application to doors 1-3/8" to 1-11/16".

Schlage **ANSI**
ND94 **F84**

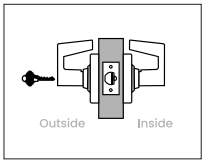

Vandlgard® classroom lock, exterior lockdown only



- Lever with key cylinder outside; lever inside; deadlatch
- In unlocked state latch is retracted by either lever
- Outside lever is locked or unlocked by key outside; Vandlgard® allows outside lever to rotate freely when locked
- Inside lever always free for immediate egress

Keyed Functions

Schlage **ANSI**
ND96 **F86**

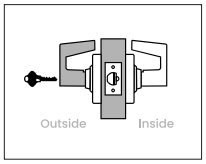

Vandlgard® storeroom lock



- Lever with key cylinder outside; lever inside; deadlatch
- Outside lever always inoperative; Vandlgard® allows outside lever to rotate freely when locked
- Key in outside lever retracts latch only
- Inside lever always free for immediate egress

To order configured with Request to Exit (RX), specify RX under special options.

Schlage **ANSI**
ND97 **F90**

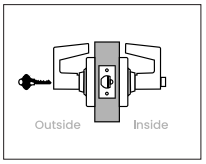

Vandlgard® corridor lock



- Lever with key cylinder outside; push button in lever inside; deadlatch
- In unlocked state latch is retracted by either lever
- Outside lever is made inoperative by pushing button on inside lever or by key outside; Vandlgard® allows outside lever to rotate freely when locked
- **When locked by pushed button:** rotating inside lever retracts latch and releases button unlocking outside lever; closing door also unlocks preventing lock-out
  When locked by key: rotating inside lever retracts latch but outside lever remains fixed until unlocked by key outside
- Inside lever always free for immediate egress

Keyed, Double Cylinder Functions

Schlage **ANSI**
ND60 **F88**

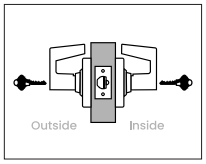

Vestibule lock



- Lever with key cylinder both sides; deadlatch
- In unlocked state latch is retracted by either lever
- Outside lever is made inoperative by key inside; key outside does not lock
- Key outside retracts latch but cannot unlock outside lever; only key inside unlocks
- Inside lever always free for immediate egress

Note: Available with optional instruction rose identifying key rotation direction for rapid lockdown. 626 finish only.

To order with instruction rose specify function and note XN12-035 as a special option.

Schlage **ANSI**
ND66 **F91**

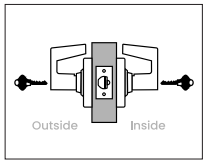

Store lock



- Lever with key cylinder both sides; deadlatch
- In unlocked state latch is retracted by either lever
- Key in either lever locks or unlocks both levers

Caution: Double cylinder locks on any door, in any structure which is used for egress are a life safety hazard in times of emergency and their use is not recommended. Installation should be in accordance with existing codes only.

Schlage **ANSI**
ND70 x 80 **-**

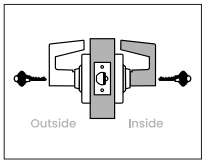

Classroom by storeroom lock

- Lever with key cylinder both sides; deadlatch
- In unlocked state inside lever is always fixed; latch retracted by outside lever
- Outside lever is locked or unlocked by key outside; key inside retracts latch but does not unlock either lever

Caution: Double cylinder locks on any door, in any structure which is used for egress are a life safety hazard in times of emergency and their use is not recommended. Installation should be in accordance with existing codes only

Keyed, Double Cylinder Functions

Schlage **ANSI**
ND72 with XN12-002 **F80**

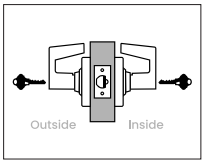

Communicating lock

- Lever with key cylinder both sides; deadlatch
- In unlocked state latch is retracted by either lever
- Key in either lever makes inoperative only that lever
- Key in either lever retracts the latch and unlocks only that lever

Caution: Double cylinder locks on any door, in any structure which is used for egress are a life safety hazard in times of emergency and their use is not recommended. Installation should be in accordance with existing codes only.

To order, specify function and note XN12-002 as a special option.

Schlage **ANSI**
ND72 with XN12-003 **F80**

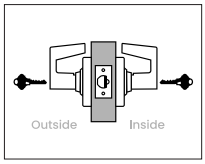

Vandlgard® communicating lock

- Lever with key cylinder both sides; deadlatch
- In unlocked state latch is retracted by either lever
- Key in either lever makes inoperative only that lever; Vandlgard® allows locked lever to rotate freely when locked
- Key in either lever retracts the latch and unlocks only that lever

Caution: Double cylinder locks on any door, in any structure which is used for egress are a life safety hazard in times of emergency and their use is not recommended. Installation should be in accordance with existing codes only.

To order, specify function and note XN12-003 as a special option.

Schlage **ANSI**
ND78 **F110**

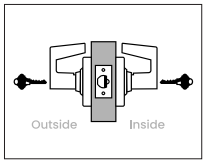

Classroom security lock (180-degree lockdown)



- Lever with key cylinder both sides; deadlatch
- In unlocked state latch is retracted by either lever
- Outside lever is made inoperative by rotating key in either lever 180 degrees counter-clockwise and returning to start position
- Unlock outside lever by rotating key 180 degrees clockwise in either lever and returning to start position
- Inside lever always free for immediate egress

Locks ordered in 626 finish come standard with instruction rose (47342586) identifying key rotation direction for rapid lockdown. Other finishes receive a standard rose.

Note: Locks ordered with indicator trim fit 1-3/4" doors. Sold separate spacer kits allow application to doors 1-3/8" to 1-11/16".

Schlage **ANSI**
ND82 **F87**

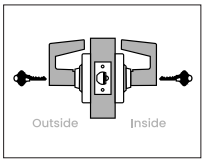

Institution lock



- Lever with key cylinder both sides; deadlatch
- Both levers are always fixed
- Key in either lever retracts latch only

Caution: Double cylinder locks on any door, in any structure which is used for egress are a life safety hazard in times of emergency and their use is not recommended. Installation should be in accordance with existing codes only.

Schlage **ANSI**
ND93 **F88**

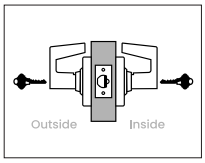

Vandlgard® vestibule lock



- Lever with key cylinder both sides; deadlatch
- In unlocked state latch is retracted by either lever
- Outside lever is made inoperative by key inside; key outside does not lock; Vandlgard® allows outside lever to rotate freely when locked
- Key outside retracts latch but cannot unlock outside lever; only key inside unlocks
- Inside lever always free for immediate egress

Note: Available with optional instruction rose identifying key rotation direction for rapid lockdown. 626 finish only.

To order with instruction rose specify function and note XN12-035 as a special option.

Schlage **ANSI**
ND98 **F110**

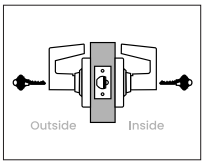

Vandlgard® classroom security lock (180-degree lockdown)



- Lever with key cylinder both sides; deadlatch
- In unlocked state latch is retracted by either lever
- Outside lever is made inoperative by rotating key in either lever 180 degrees counter-clockwise and returning to start position; Vandlgard® allows outside lever to rotate freely when locked
- Unlock outside lever by rotating key 180 degrees clockwise in either lever and returning to start position
- Inside lever always free for immediate egress

Locks ordered in 626 finish come standard with instruction rose (47342586) identifying key rotation direction for rapid lockdown. Other finishes receive a standard rose.

Note: Locks ordered with indicator trim fit 1-3/4" doors. Sold separate spacer kits allow application to doors 1-3/8" to 1-11/16".

ND Series Wired Electrified Locks

Many of the most advanced electronic access systems still rely on the strength and functionality of the mechanical lock hardware on the door. ND Series electrified locks feature Schlage's most robust cylindrical design built for performance, security and durability. It is a "beyond Grade 1" lock in terms of strength and can be used as part of an integrated system or as a standalone solution with a remote access switch or other device as the controller.

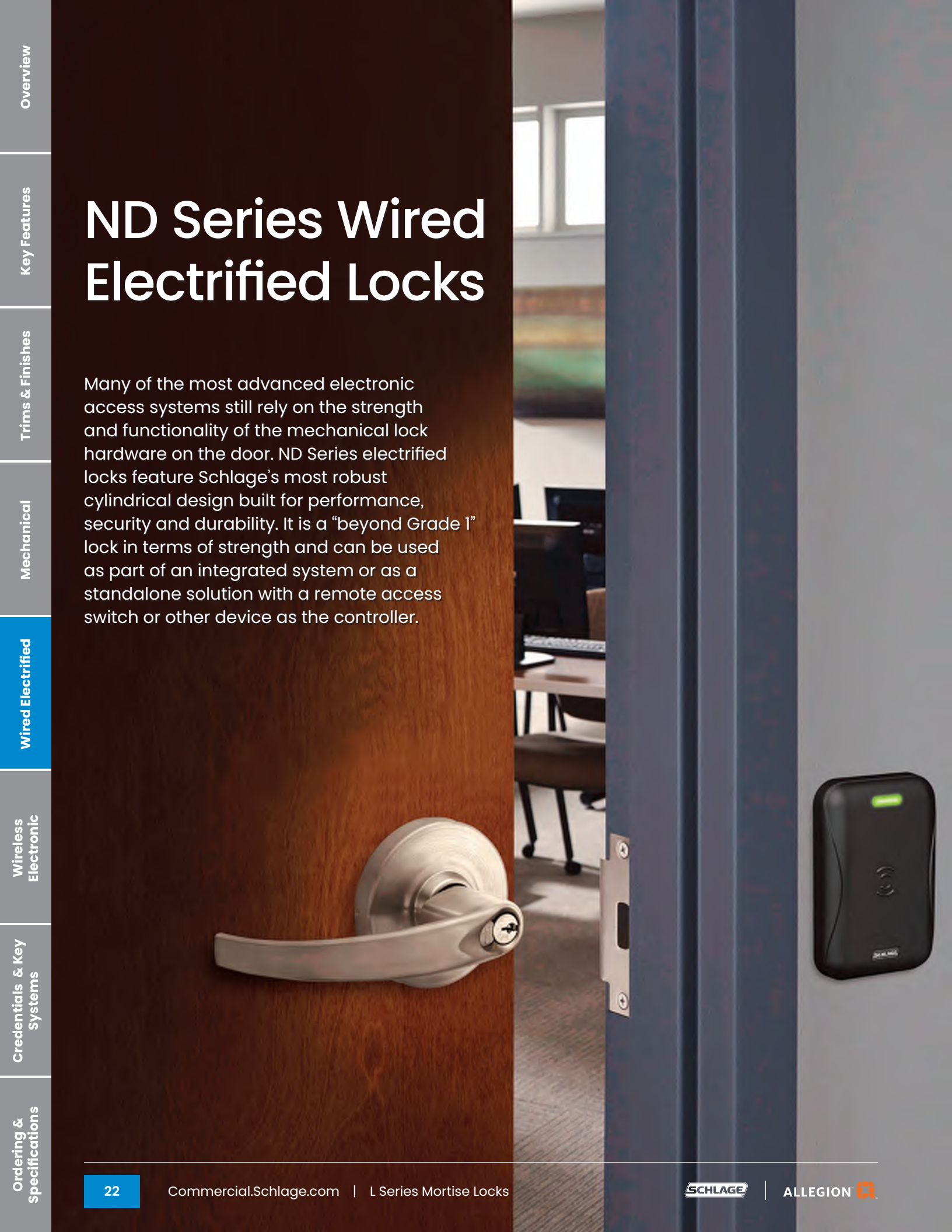

ND Wired Electrified

All mechanical features +

Efficient motor-driven design
- 0.23 amp max current draw for more locks per power supply
- 0.01 amp holding current eliminates "hot levers"
- Quiet operation

Autodetecting 12V or 24V DC input automatically adapts to input voltage for inventory and installation flexibility

Standard Molex connector for easy wiring



Modular RX Request to Exit (RX) features a plug-in design for inventory and installation flexibility

Image rotated 180˚

Switch-selectable EL/EU Change mode (electrically locked or unlocked) anytime via switch on chassis

Security You Can Trust

The ND wired electrified lock works with access control systems to provide advanced security for your building. Built on the robust ND Series lock structure, electrified ND is tested to over 4x BHMA standards just like its mechanical counterpart to ensure dependable operation. Within the ND Series strength and reliability are more than numbers, you can actually feel it in the lock — in the weight and movement of the lever and in the lasting beauty of the finish. Expect exceptional durability from ND Series.

Quiet Efficiency

Electrified ND quietly activates using a motor instead of a solenoid. It also offers unparalleled energy efficiency with a maximum current draw of 0.24 amp which allows more locks to run off a single power supply. The low 0.01 amp holding current eliminates any potential for hot levers.

Application Flexibility

- Electrified ND auto senses voltage to operate in 12V or 24V DC
- Operating mode (electrically locked or unlocked) can be changed via a switch on the chassis
- Request to Exit (RX) option can be configured or added with an upgrade kit
- The standard Allegion Connect Molex™ system simplifies installation

Key Features

ND Series offers Schlage's widest array of finishes, styles and functions available in a cylindrical lock.

- Six electrified, cylindrical functions
- Nine standard finishes, plus an antimicrobial coating option
- Nine ADA compliant lever options
- Auto senses 12V or 24V DC
- Ligature-resistant HSLR trim option
- BAA compliant
- Locks are ANSI/BHMA Grade 1 certified
- Available with lead lining and spacer rings for 1-3/8" doors
- UL Listed 3-hour fire rated
- Supports Conventional, FSIC, and SFIC cylinder formats plus high-security UL 437 and competitive core options
- Multiple key system options include open, patented, restricted, and geographically exclusive

Wired Electrified Functions

Schlage **ANSI**
ND12EL **-**

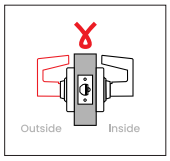

Exit lock, electrically locked outside lever (fail safe)



- Lever both sides; deadlatch
- Powered state: outside lever continuously locked (when in EL mode)
- When power is removed (via switch or power failure), in EL mode either lever will retract latch
- Inside lever always free for immediate egress

Note: Auto detects 12 or 24V DC. Chassis mounted switch allows field selectable EL/EU setting.

Ordering: Unless EL or EU is specified, order will default to an EU setting. Optional RX function can be ordered configured by specifying RX under special options or add later using kit part N123-062.

Schlage **ANSI**
ND12EU **-**

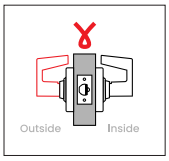

Exit lock, electrically unlocked outside lever (fail secure)



- Lever both sides; deadlatch
- Powered state: outside lever continuously unlocked (when in EU mode)
- When power is removed (via switch or power failure), in EU mode outside lever is locked
- Inside lever always free for immediate egress

Note: Auto detects 12 or 24V DC. Chassis mounted switch allows field selectable EL/EU setting.

To order configured with Request to Exit (RX), specify RX under special options.

Schlage **ANSI**
ND80EL **-**

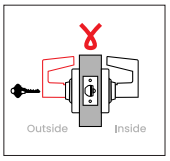

Storeroom lock, electrically locked outside lever (fail safe)



- Lever with key cylinder outside; lever inside; deadlatch
- Powered state: outside lever continuously locked (when in EL mode)
- When power is removed (via switch or power failure), in EL mode either lever will retract latch
- Key outside retracts latch but cannot change the normal locked or unlocked state of the outside lever
- Inside lever always free for immediate egress

Note: Auto detects 12 or 24V DC. Chassis mounted switch allows field selectable EL/EU setting.

Ordering: unless EL or EU is specified, order will default to an EU setting. Optional RX function can be ordered configured by specifying RX under special options or add later using kit part N123-062.

Schlage **ANSI**
ND80EU **-**

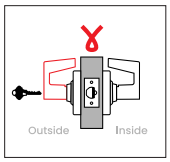

Storeroom lock, electrically unlocked outside lever (fail secure)



- Lever with key cylinder outside; lever inside; deadlatch
- Powered state: outside lever continuously unlocked (when in EU mode)
- When power is removed (via switch or power failure), in EU mode outside lever is locked
- Key outside retracts latch but cannot change the normal locked or unlocked state of the outside lever
- Inside lever always free for immediate egress

Note: Auto detects 12 or 24V DC. Chassis mounted switch allows field selectable EL/EU setting.

To order configured with Request to Exit (RX), specify RX under special options.

Schlage **ANSI**
ND96EL **-**

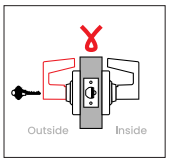

Vandlgard® storeroom lock, electrically locked outside lever (fail safe)



- Lever with key cylinder outside; lever inside; deadlatch
- Powered state: outside lever continuously locked (when in EL mode)
- Vandlgard® feature allows outside lever, when locked, to rotate without engaging latch
- When power is removed (via switch or power failure), in EL mode either lever will retract latch
- Key outside retracts latch but cannot change the normal locked or unlocked state of the outside lever
- Inside lever always free for immediate egress

Note: Auto detects 12 or 24V DC. Chassis mounted switch allows field selectable EL/EU setting.

Ordering: unless EL or EU is specified, order will default to an EU setting. Optional RX function can be ordered configured by specifying RX under special options or add later using kit part N123-062.

Schlage **ANSI**
ND96EU **-**

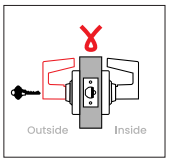

Vandlgard® storeroom lock, electrically unlocked outside lever (fail secure)



- Lever with key cylinder outside; lever inside; deadlatch
- Powered state: outside lever continuously unlocked (when in EU mode)
- When power is removed (via switch or power failure), in EU mode outside lever is locked
- Vandlgard® feature allows outside lever, when locked, to rotate without engaging latch
- Key outside retracts latch but cannot change the normal locked or unlocked state of the outside lever
- Inside lever always free for immediate egress

Note: Auto detects 12 or 24V DC. Chassis mounted switch allows field selectable EL/EU setting.

To order configured with Request to Exit (RX), specify RX under special options.

Electrical Requirements

- Input Voltage: auto-detects 12V to 24V DC
- Max current draw: 0.24 amp @ ambient (240mA)
- Holding current: 0.01 amp (10mA)
- Temperature range: 15°F – 120°F (-18°– 49°C)

Request to Exit (RX)

- Normally open, normally closed and common leads provided
- Electrical rating: 3A @ 125V AC / 2A @ 30V DC

Wiring Instructions

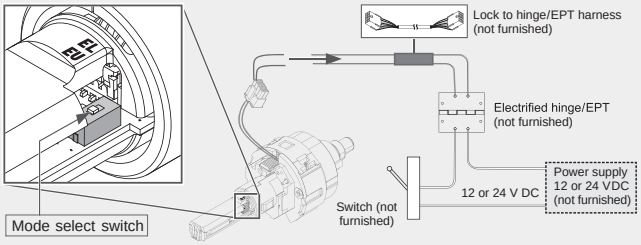

Quick View of ND Series Functional Offerings Across Related Products

ND Series and sister product, the ALX Series, "perfectly suite" to one another by sharing roses and levers. Function options for ALX Series represent interior doors most appropriate for Grade 2 applications.

Mechanical & Electrified

			Lock Series			ND Trim Options	
Function	**ANSI**		**ND**	**PC**	**ALX**	**Status Indication**	**Ligature Resistant HSLR**
Non-Keyed Functions							
10	F75	Passage latch	●	●	●		●
12	F89	Exit lock	●				●
25	–	Exit lock with exterior blank plate	●		●		
30	F77	Patio lock	●				
40	F76	Bath/bedroom privacy lock	●	●	●	●(outside)	●
44	–	Hospital privacy lock	●		●	●(outside)	●
45	–	Time out lock with Vandlgard®	●				
170	–	Single dummy trim	●	●	●		
172	–	Double dummy trim	●	●	●		
Keyed Functions							
25 x 70	F113	Classroom exit lock	●				
25 x 80	F112	Storeroom exit lock	●				
50	F82	Entrance/office lock	●	●	●	●(inside or outside)	●
52	–	Keyed privacy lock	●			●(outside)	
53	F109	Entrance lock	●	●	●	●(inside or outside)	●
55	–	Entrance lock with automatic unlocking	●			●(outside)	
60 with XN12-001	–	Vestibule lock with interior unlocking only	●				
70	F84	Classroom lock, exterior lockdown only	●	●	●		●
73	F90	Corridor lock	●				●
80	F86	Storeroom lock	●	●	●		●
81	F86	Accessible storeroom lock	●				●
85	F93	Faculty restroom lock	●				
91	F82	Vandlgard® entrance/office lock	●			●(inside)	●
92	F109	Vandlgard® entrance lock	●			●(inside)	●
94	F84	Vandlgard® classroom lock, exterior lockdown only	●				●
96	F86	Vandlgard® storeroom lock	●				●
97	F90	Vandlgard® corridor lock	●				●
Double cylinder functions							
60	F88	Vestibule lock	●				●
66	F91	Store lock	●				●
70 X 80	–	Classroom x storeroom lock	●				
72 with XN12-002	F80	Communicating lock	●				
72 with XN12-003	F80	Vandlgard® communicating lock	●				
78	F110	Classroom security lock (180-degree lockdown)	●			●(inside)	●
82	F87	Institution lock	●				●
93	F88	Vandlgard® vestibule lock	●				●
98	F110	Vandlgard® classroom security lock (180-degree lockdown)	●			●(inside)	●
Electrified functions							
12EL/EU	–	Exit lock, electrically locked/unlocked outside lever	●				●
80EL/EU	–	Storeroom lock, electrically locked/unlocked outside lever	●				●
96EL/EU	–	Vandlgard® storeroom lock, electrically locked/unlocked outside lever	●				●

Gray dots denote ALX functions with Vandlgard locked lever protection available as an option.

NDE Wireless Electronic Locks

The Schlage NDE mobile enabled wireless cylindrical lock is designed to affordably extend electronic access control deeper into the building beyond traditional perimeter and high security openings. It also offers users the security and convenience of using a smart device to gain access.[1]

NDE is ideal for office and suite entries, conference rooms, common area doors, resident units and sensitive storage areas. It suites with all Schlage ND levers and keyways to provide attractive options to meet the requirements of nearly any environment.



1. Dependent on availability of compatible mobile credential.

NDE Wireless Electronic

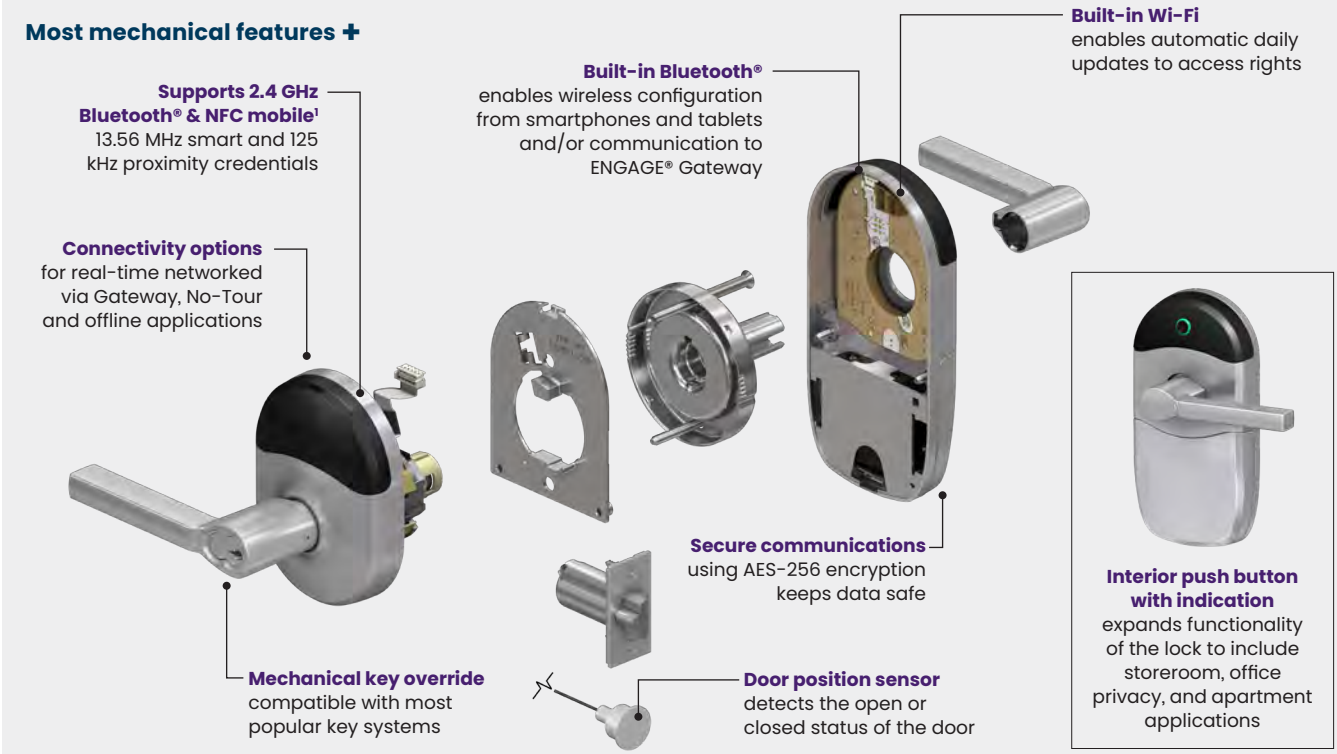

Convenience You Can Trust

NDE wireless locks simplify installation by combining the lock, credential reader, door position sensor and request-to-exit switch all in one device, eliminating the need to install additional components or run wires to each opening.

Versatility in communications options means it can function in offline or No-Tour mode or as a networked lock with either periodic check-ins or real-time management.

Freedom of Choice

The open architecture design of NDE allows it to be managed by Allegion software or be integrated into popular physical access control systems through our PACS Alliance program. This enables customers to choose the system that best fits their requirements now and move to a different solution at any time.

Interoperability

Schlage NDE with Si option provides full support for HID® smart and NFC mobile credentials, providing interoperability and allowing customers to leverage existing HID credential investments but yet choose the right access control solution for their applications.

Key Features

- Interior push button with indication provides storeroom, office, privacy, and apartment functionality
- Standard multi-technology credential compatibility includes Schlage MIFARE®, Bluetooth® and NFC mobile[2], and proximity
  - Optional support for HID® smart and NFC mobile credentials
- Wireless configuration from connected smart devices
- Built-in Wi-Fi® enables automated daily updates sent directly from host software
- Networked real-time communication available with the ENGAGE Gateway and PACS provider solutions[3]
- Fits mechanical ND door prep with minor modifications
- Weather resistant design
- Up to 2 years of battery life

1. Dependent on PACS provider integrations and capabilities. Visit us.allegion.com/alliances for more information.
2. Use of mobile credential is dependent on availability of compatible mobile credential.
3. Integration with NDE mobile enabled wireless locks required for operation. For information on PACS providers and their capabilities, visit us.allegion.com/alliances.

Specifications

NDE Wireless Electronic	
Users	Up to 5,000[1]
Audits	Up to 2,000[1]
Credential verification time[2]	Smart and proximity: ≤ 1 second Mobile: mobile device dependent
Visual communications	LED (red, amber, green)
Audible communications	Audible indicator (field configurable)
Communication standards	• 2.4 GHz Wi-Fi® (IEEE 802.11b/g/n) • WPA2, WPA, WEP, 802.1x • Bluetooth® low energy (version 4.2) • Transport Layer Security (TLS) version 1.2 • Advanced Encryption Standard (AES), 256-bit
Gateway communication range	Up to 30' in typical building environments. A detailed site survey is recommended using the ENGAGE Test Kit (TKE). Reference ENGAGE™ Gateway Data Sheet for additional detail.
Wake-Up on Radio	Responds to command from host in less than 5 seconds when linked to ENGAGE Gateway (requires PACS provider system)
Data rate	54 Mbps
Connectivity options	• Bluetooth via mobile device (send updates at the lock) • Wi-Fi access point (automatic daily updates[8]) • No-Tour[6] • ENGAGE Gateway (real-time communication) - RS-485 to ACP or IP to host
Battery life[4]	Up to 2 years (using 4 AA batteries)
Operating temperature	Exterior: -31° to 151° F (-35° to 66° C) Exterior: -13° to 151° F (-25° to 66° C) (NDEBSi) Interior: 32° to 120° F (0° to 49° C) (battery)
Operating humidity	0 - 100% non-condensing
Mechanical	See page 38 for all mechanical specifications
Multi-Technology Reader Specifications	
Credential technologies	Proximity (125 kHz), Smart (13.56 MHz), Bluetooth (LE, 2.4 GHz), and Near Field Communication (NFC)
Standards	ISO standard 15693 and ISO 14443
Maximum read range	Proximity: up to 1.25" Smart: up to .75" Bluetooth Low Energy: up to 15' NFC: mobile device dependent
Proximity credential compatibility	Schlage®, ISONAS™, HID[5], GE/CASI ProxLite®, AWID®, and LenelProx®
Smart credential support[6]	Secure sector support: Schlage MIFARE Classic®, Schlage MIFARE Plus®, Schlage MIFARE® DESFire® CSN only support: HID iCLASS®, HID iCLASS SE®, MIFARE Classic/Plus/DESFire[7]
Mobile credential support[3]	Schlage Mobile Bluetooth® credential, integrated PACS/Proptech mobile credential with Bluetooth, Apple Wallet® NFC student ID and employee badge mobile credentials, Google Wallet™ NFC student ID and employee badge mobile credentials
Si Option for HID® credential support	Secure application area of HID iCLASS®, iCLASS SE®, Seos® and MIFARE® DESFire® EV1 smart credentials, iCLASS Standard Key and Elite Keys, HID NFC mobile credentials, all Schlage MIFARE and mobile credentials Does not support: Proximity, HID Seos Bluetooth mobile

1. Maximum capacity of lock. May vary by access control software.
2. Response time does not include latency time of host when linked with an ENGAGE Gateway or when using No-Tour.
3. Dependent on PACS /Proptech provider capabilities. Visit us.allegion.com/alliances for more information.
4. Assuming indoor application, default settings, 80 actuations, interior LED disabled and one Wi-Fi update per day.
5. Proximity bit lengths greater than 37 not supported.
6. With MT20W and smart credential (Schlage MIFARE 1K Byte or larger) or mobile credential. Consult your access control software provider for specific support.
7. Specify CE-5901-0402 for ISONAS credential parity.
8. Daily update will occur within 24 hours as scheduled by the host.

*For additional credential support information please reference the **Schlage Credential Compatibility Guide**.*

Available Status Signals

Consult your access control software provider for specific scope of support.

- Request-to-exit
- Door position
- Interior cover tamper
- Magnetic tamper
- Battery status
- Lock/unlock status
- Communication status

Exterior of the Lock

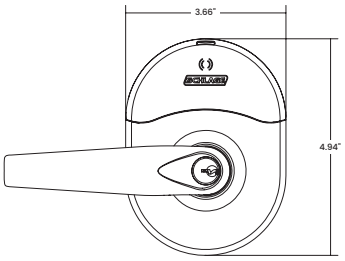

Interior of the Lock

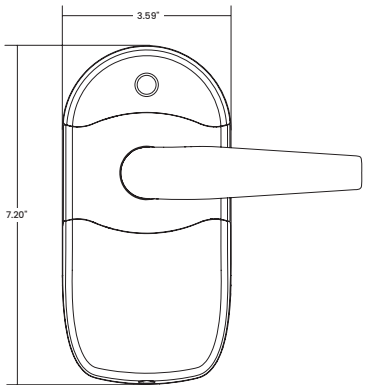

Interior/Exterior - Profile

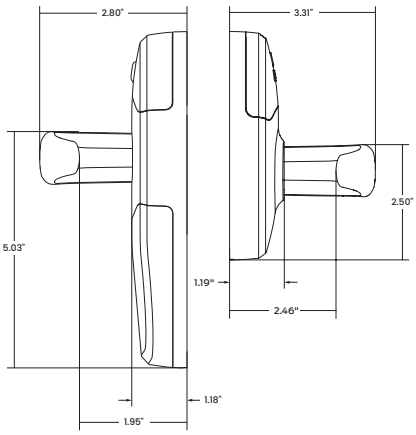

NDEB and NDEBSi

Interior push button lock design enables a range of functional selections via the ENGAGE Mobile App.

All four functions share these characteristics:

- Lockset is normally secure with outside lever disengaged
- Valid normal credential or key momentarily unlocks door (except Apartment function)
- Valid toggle credential may be used to change to a passage or secured state
- A mechanical key will retract the latch
- Inside lever always allows free egress
- Vandlgard allows outside lever to rotate freely while remaining locked

Storeroom/Classroom

- Interior push button on inside housing confirms state of the lock via LED indicator

Office

- Interior push button on inside housing can be used to select a passage or secured state and confirms state of the lock via LED indicator

Note: Meets the need for lockdown function for safety and security.

Privacy

- Interior push button on inside housing may be used to select a privacy status
- The interior push button will disable normal electronic access from the exterior and confirms state of the lock via LED indicator
- Opening the door or pressing the interior push button a second time on the inside housing deactivates the privacy status

Note: Requires a door position sensor.

Apartment

- Valid normal or toggle credential is used to change to a passage or secured state
- Interior push button on inside housing may be used to select a passage or secured state and confirms state of the lock via LED indicator
- Opening the door or pressing the interior push button a second time causes the lockset to toggle to passage
- While in passage mode, the lockset can only be secured while the door is closed by pressing the interior push button or using a normal credential on the exterior

Note: Requires a door position sensor



Ensuring Mechanical & Electronic Security Continuity

In buildings where electronic access control is used, true security can only be effective if your key system plan accounts for doors where credential use is present. Most often, credential access exists on common area doors and perimeter entrances where limited key distribution is desired. Many facilities also have high security areas where credential use is beneficial.

Credentials are like keys in that they come with varying degrees of duplication control. Any facility employing high security where both keys and credentials are in use, must ensure cohesive application of both. Because of this, the choice of credential should reflect the highest level of key system security in the building and vice versa.

Readers

Schlage's comprehensive portfolio of and wall mount readers are designed to provide enhanced levels of security, efficiency and convenience to any facility.



MTB11
Mullion

MTB15
Single gang

MTKB15
Keypad single gang



MT11
Mullion

MT15
Single gang

MTK15
Keypad single gang

MTM515
with magnetic stripe reader

MTMSK15
with magnetic stripe reader and keypad

Mobile Enabled Multi-Technology Readers:

- Compatible with Bluetooth® and NFC-open smartphones
- Supports a wide range of credential technologies including mobile Bluetooth and NFC, high-frequency smart and low-frequency proximity
- Eases transition from existing legacy system to secure smart technology or mobile solution
- Reader options available with keypad for high security applications
- OSDP, RS-485 and Wiegand support
- Reads proximity, Schlage MIFARE Classic®, Plus®, or DESFire® credentials

Multi-Technology Readers:

- Supports for both high-frequency smart and low-frequency proximity credentials
- Compatible with NFC-enabled mobile devices
- Enables migration from legacy platform to secure smart technology
- Reader options available with keypad for high security applications
- Wiegand and RS-485 support
- Reads proximity, Schlage MIFARE Classic®, Plus®, or DESFire® credentials



SM10
Mini-mullion

Smart (13.56 MHz) Technology Reader:

- Advanced contactless technology, more secure than magnetic stripe and proximity options
- Advanced data encryption secures against duplication
- Recommended for new systems
- Open platform, designed to work with a wide array of systems and applications beyond access control
- SM10 reader features a Wiegand or Clock and Data interface
- Reads proximity, Schlage MIFARE Classic®, Plus®, or DESFire® credentials



PR10
Mini-mullion

Proximity (125 kHz) Technology Reader:

- Basic open contactless technology; recommended for legacy systems only
- Encoded with a unique number that cannot be updated or changed
- PR10 is a Wiegand interface, single technology proximity reader

Credentials

With the latest in NFC and Bluetooth® mobile, as well as smart, multi-technology and proximity technologies, Schlage offers a credential solution for every budget and security strategy.



Mobile Credentials:

- Schlage offers both Bluetooth® and NFC mobile credentials which provide different user experiences
- Schlage Mobile Bluetooth® Credentials require the user to tap on a specific door in an app and are commonly used in small businesses or multifamily sites
- NFC credentials provide a frictionless experience through the Apple Wallet® or Google Wallet™ and are ideal for higher education or corporate settings
- Mobile credentials require software integration, please confirm support with your PACS or Proptech provider



Multi-Technology MIFARE® Credentials:

- Available with MIFARE Classic® and MIFARE® DESFire®
- Multi-technology options available to support transition from proximity or magnetic stripe to secure MIFARE® or MIFARE® DESFire®
- Compatible with Schlage and other industry manufacturers' readers and electronic locks
- Form factors include ISO and clamshell cards, fobs, PVC disks, and wristbands
- Available in multiple memory capacities



Proximity Credentials:

- 125 kHz proximity technology
- Available in ISO style cards with or without magnetic stripe, clamshell style cards, keyfobs or PVC adhesive disks

Schlage Credential Services provide unique advantages with programs designed to help businesses thrive and make doing business easier. Our services include CardTrax™, custom encryption keys, custom artwork and more.

Scan or click the link below to check out Credential Services

Power Supplies



Schlage power supplies are designed for speed and ease of installation upfront with the assurance post installation of the highest quality output in terms of even power flow to protect downstream devices.

Engineered with versatility and reliability in mind, they can be factory ordered to meet specific needs or configured in-field using a wide selection of option boards. The use of separate battery management ensures tight output power regulation to protect downstream devices. The series includes three models: PS902, PS904 and PS906. They vary by total amperage output capability, ranging from 2 to 6 amps.



Overtur™ Key System Management

A key system is a critical investment in the security of any facility or campus. Safeguarding its integrity requires more than the use of restricted key products and a well-designed master key plan—it takes meticulous tracking of key issuances and returns. While effective management is essential, it doesn't have to be time-consuming or complicated. Overtur™ Key System Management offers a smarter, more efficient solution for managing even the most complex systems with ease.

Getting Started Costs Nothing

Made for security professionals, the Overtur digital platform supports the design, construction, and long-term management of door security systems. Accessible via web or mobile app, it provides intuitive tools for creating, collaborating on, and maintaining key systems.

Learn more at www.OverturKey.com

Subscription Options Simplify Key System Management

Paper-based or ad hoc tracking methods often lack the convenience of cloud access, making it easy to lose visibility—and costly should a master key go missing. Overtur Key System Management subscriptions, available through door hardware distributors, offer powerful user-friendly, digital tools for managing bitting, pinning and the tracking of keys and key rings. Features include on-demand bitting lists and pinning charts, next available change key information, customizable reports, and digital storage of key holder agreements.

Cylinders & Key Systems

A strong lock is only part of the security solution—proper key control is equally important. Schlage offers extensive options to meet the security needs of the specific project.

Cylinders





Conventional (KIL) & Full Size Interchangeable Core (FSIC) Cylinder Options[1]

- 6-pin large format keying (standard)
- 7-pin small format keying (A2 pinning) available in SL cylinders
- 6-pin available in Schlage Classic Obverse and Everest 29 S and T keyway families plus supported legacy keyways
- Primus security upgrades offer geographic exclusivity
- Primus UL 437 listed high-security cylinders are capable of withstanding extreme physical attack

1. Everest 29 S123 keyway is the default keyway on all Schlage locks unless specified otherwise.
2. Restricted keyway cores require authorization from the end user.

Small Format Interchangeable Core (SFIC) Cylinder Options[2]

- 7-pin small format keying (A2 pinning)
- Available in Schlage Everest 29 R and legacy Everest B restricted keyway families[2]

SL Format Cylinders

- Same A2 pinning style as SFIC cylinders but in Conventional and FSIC formats
- Enables an Everest 29 R or Everest B keyway facility to gain Primus XP program security

Key Systems

Everest 29 Keyway Families

- Patented through 2029
- Available restricted keyway families provide a higher level of administrative security
- Can be integrated into an existing legacy Everest key system
- Upgradeable to Primus XP and UL 437 levels of security

Classic Obverse Keyway Family

- Open keyway – keys are duplicated and available without ordering formalities
- Upgradeable to Primus RP and UL 437 levels of security

Legacy Keyway Families

- Patent expired keyway families include legacy Everest, Quad, Numbered and Reversed
- Everest and Quad are upgradeable to Primus XP and UL 437 cylinders to regain patent and key control protection for critical points of entry



Administrative Security

Primus® geographically exclusive side bit milling options

Schlage Everest 29™

Schlage Classic Obverse			
	End user exclusive nationwide	4N	9N
	End user exclusive within time zone/country	4Z	9Z
	End user exclusive within zip code	3G	9G
	End user controlled; non-exclusive	3U	9U
	Dealer exclusive within time zone/country	2	8
	Dealer exclusive within zip code	1+	7
	Authorized dealer only; non-exclusive	1	





End user controlled; non-exclusive

Authorized dealer only

No authorization



OPEN
Schlage Classic Obverse
FSIC and Conventional

- Duplicate anywhere



OPEN
Schlage Everest 29 S
FSIC and Conventional

- Patented design
- Check pin in cylinder



RESTRICTED
Schlage Everest 29 R[1]
SFIC, FSIC[2] and Conventional[2]
Schlage Everest 29 T
FSIC and Conventional

- Requires letter of authorization
- Patented design
- Check pin in cylinder

Primus RP RESTRICTED
Schlage Classic Obverse
FSIC and Conventional

- 5 levels of side bit milling exclusivity
- Patent protection to 2029
- Independent sidebar and finger pin locking mechanisms

Primus XP RESTRICTED
Schlage Everest 29 R
FSIC[2] and Conventional[2]
Schlage Everest 29 S or T
FSIC and Conventional

- 5 levels of side bit milling exclusivity
- Patent protection to 2029
- Independent sidebar and finger pin locking mechanisms

Primus UL 437 Option
Schlage Classic Obverse
Conventional
Schlage Everest 29 R
Conventional SL
Schlage Everest 29 S or T
Conventional

- Hardened steel drill pins
- Proven pick and drill resistant
- Withstands extreme physical attack

Physical Security

COMPARABLE ELECTRONIC SECURITY – Ensure your credential is a secure as your keyway

Proximity Credentials
- Low frequency, entry level proximity cards
- Easily duplicated

MIFARE Classic® Smart Credentials
- Legacy smart card technology
- Difficult to duplicate

MIFARE® DESFire® Smart Credentials
- Advanced data encryption makes duplication nearly impossible
- Most secure credentials available from Schlage

1. Limited dealer controlled programs available.
2. FSIC and Conventional in the form of SL cylinders that accept a 7-pin SFIC key.
3. UL 437 available on Primus XP SL cylinders in the conventional format only.

Primus Access Control & High Security Cylinders

The Primus program of access control and high security cylinders is available to add patented key control and varying degrees of geographical exclusivity to most Schlage 6- and 7-pin key systems, whether Everest, Everest 29, or Classic Obverse keyways. In addition to a standard pin tumbler mechanism, Primus cylinders incorporate a patented finger pin and sidebar design, providing a "dual-locking" cylinder that is virtually pick-proof. For added resistance to drilling and other physical attack, specify UL 437 listed high-security cylinders.

To upgrade an existing Schlage C open keyway system, a changeover to Classic Obverse Primus RP cylinders on critical points of entry is recommended. With it you gain patent protection against unauthorized key duplication to 2029 and Primus administrative and physical security levels. Everest 29 Primus XP cylinders are recommended for new key systems and for upgrading existing Everest legacy key systems.

Cylinder Options

When ordering a configured lock, specify cylinder type in the product ordering string as shown on page 37. The chart below shows part numbers when ordering Schlage cylinders and tailpieces separately.

Keyed Functions:

ND25 x 70
Classroom exit lock

ND25 x 80
Storeroom exit lock

ND50 (ND91 Vandlgard)
Entrance/office lock

ND52
Keyed privacy lock

ND53 (ND92 Vandlgard)
Entrance lock

ND55
Entrance lock with automatic unlocking

ND60 (ND93 Vandlgard)
Vestibule lock

ND60 with XN12-001
Vestibule lock with interior unlocking only

ND66
Store lock

ND70 (ND94 Vandlgard)
Classroom lock, exterior lockdown only

ND70 x 80
Classroom by storeroom lock

ND72 with XN12-002 (ND72 with XN12-003 Vandlgard)
Communicating lock

ND73 (ND97 Vandlgard)
Corridor lock

ND78 (ND98 Vandlgard)
Classroom security lock (180-degree lockdown)

ND80 (ND96 Vandlgard)
Storeroom lock

ND81
Accessible storeroom lock

ND82
Institution lock

ND85
Faculty restroom lock

ND80EL/EU (ND96EL/EU Vandlgard)
Storeroom lock, electrically locked/ unlocked outside lever

NDEB

NDEBSi

Conventional (KIK/KIL) Cylinders

Cylinder type	Sold separate part number	Pins	Cylinder mechanism
P, P6	23-065	5, 6	Pin and tumbler (P6 is default)
Z	91-018	7	SL cylinder (restricted Everest 29R or Everest B)
L	20-765	6	Primus
L	20-565	6	Primus UL 437 high security
L	20-765-RP	6	Primus RP Classic Obverse keyways
L	20-565-RP	6	Primus RP UL 437 high security
L	91-718-XP	7	Primus XP SL (restricted Everest 29R and Everest B keyways)
L	20-565-XP	6	Primus XP (restricted Everest 29S or T and Everest C or D keyways)
L	91-518-XP	6	Primus XP UL 437 high security
L-CO[1]	–	6	Lever is made to fit Corbin Russwin® CR2000-034 KIL cylinder
L-SA[1]	–	6	Lever is made to fit Sargent 6 and 10 line KIL cylinders

Interchangeable Cores

Cylinder type	Sold separate part number	Pins	Cylinder mechanism
R	23-030 23-031 (no logo)	6	FSIC pin and tumbler (default)
M	91-161 91-162 (no logo)	7	FSIC SL cylinder (restricted Everest 29R or Everest B)
M	91-861-XP 91-862-XP (no logo)	7	FSIC Primus SL (restricted Everest 29R and Everest B keyways)
J	20-740 20-741 (no logo)	6	FSIC Primus
J	20-740-XP 20-741-XP (no logo)	6	FSIC Primus XP
J-CO6[1]	–	6	Lever is made to fit Corbin Russwin® 8000 LFIC
J-CO7[2]	–	7	Lever is made to fit Corbin Russwin® 8000-7 LFIC
J-ME[1]	–	6	Lever is made to fit Medeco 32 Series FSIC
J-SA[1]	–	6	Lever is made to fit Sargent 6300 LFIC
J-YA6[1]	–	6	Lever is made to fit Yale 1210 or Medeco 31 FSIC
J-YA7[2]	–	7	Lever is made to fit Yale 1220 FSIC
T	23-030-ICX	6	FSIC refundable construction core – color coded
G	80-037	7	SFIC combinated (Everest 29R) (default SFIC)
H	80-035	7	SFIC refundable construction core – color coded

Specify keyway and plug face finish when ordering cylinders as parts (606, 622, 626, or 643e).

1. Available for Athens, Rhodes, Sparta and Tubular levers only.
2. Available for Rhodes levers only.

Latches & Strikes

Latches

ND latches are adjustable for flat or bevel edged doors, and are finished to match the lock trim. All ND Series latches have 1/2" throw and 1" housings except the anti-friction fire door latch, which has a 3/4" throw. Please see the Schlage pricebook for more options including extended backset strikes (up to 5") and rabbited latch and strike kits.

	Part Number	Backset	Description
Springlatch	13-248	2-3/4"	Square corner, 1-1/8" x 2-1/4" (default springlatch)
	14-010	3-3/4"	Square corner, 1-1/8" x 2-1/4"
Deadlatch	14-047	2-3/8"	Square corner, 1-1/8" x 2-1/4"
	14-048	2-3/8"	Square corner, 1" x 2-1/4"
	13-247	2-3/4"	Square corner, 1-1/8" x 2-1/4" (default deadlatch)
	14-042	2-3/4"	Anti-friction fire door latch (3/4" throw)
	14-028	3-3/4"	Square corner, 1-1/8" x 2-1/4"

Springlatch

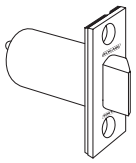

Deadlatch

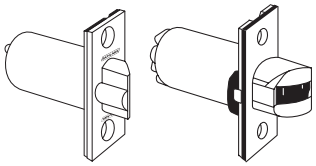

3/4" throw anti-friction deadlatch for pairs of fire doors

Strikes

The ND Series is available with both T-Strike and ANSI strikes in a variety of lip lengths to accommodate different door preps.

	Part Number	Available Lip Lengths[1]	Description
T-strike	10-013 xx	1-1/8" 1-1/2"	T-strike, square corner, with strike box, 1-1/8" x 2-3/4". For ND and wired ND only.
	10-016	1-1/8"	T-strike, square corner, with deep strike box, for fire door latch. 1-1/8" x 2-3/4". For ND and wired ND only.
	10-132 xx	1-1/8" 1-1/2"	T-strike, square corner, with strike box, DPS magnet, 1-1/8" x 2-3/4". For NDE only.
	10-133	1-1/8"	T-strike, square corner, with deep strike box, DPS magnet, for fire door latch. 1-1/8" x 2-3/4". For NDE only.
ANSI	10-025 xx	1-3/16" 1-3/8" 1-1/2"	ANSI, no box, 1-1/4" x 4-7/8" (1-3/16" lip is default strike). For ND and wired ND only.
	10-130 xx	1-3/16" 1-3/8" 1-1/2"	ANSI, no box, DPS magnets, 1-1/4" x 4-7/8" (1-3/16" lip is default strike). For NDE only.
	K510-066	–	Box for ANSI strike.

1. Specify lip length (xx) as LIP1-1/8 for 1-1/8", LIP1-1/2 for 1-1/2", etc.

T-strike
(10-013)
1-1/8" x 2-3/4" x 3/32"

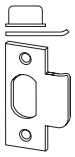

ANSI strike - default
(10-025)
1-1/4" x 4-7/8" x 3/32"

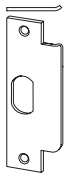

ND Series Ordering Instructions

To order ND Series products, attribute values should be provided in the same sequence shown below. Each value should be separated by a period.

Example

Inside lever design different than outside

ND80	.	P6	.	8RO	.	626	.	RHO
2		3		4A		4C		5A

	Required for all lock orders		Outside style			Inside style						Door dimensions			Options										Keying		
Brand	Series + Function	Cylinder type (keyed functions only)	Outside lever design	Outside rose design	Outside finish	Inside lever design	Inside rose design	Inside finish	Handing (HSLR or Indication trims)	Latch	Strike	Door thickness	Extended	Strike lip length	Latch extension	Box for ANSI strike	Pack cylinders loose (PLC)	Trim options	Breakaway Rhodes lever	Special options	Screw option	Request to Exit (RX)	Buy American Act compliant	Keying code	Keyway	Pack keys independently
1	2	3	4A	4B	4C	5A	5B	5C	6	7	8	9A	9B	9C	10A	10B	10C	10D	10E	10F	10G	10H	10I	11A	11B	11C

Only required if specifying less rose.

Only required if specifying different than outside style.

Only required when deviating from the products default. Specify only the deviated attribute(s).

Only required when deviating from the product default. Specify only the deviated attribute(s).

Detail		
1	Brand	Specify SCH for Schlage (required only when specifying a product Less "LLL" any attribute).
2	Series + Function	Specify ND + function choice from list
3	Cylinder type (specify code for keyed functions only)	**Conventional cylinders** **P6** 6-pin cylinder (default) **P** 6-pin cylinder, keyed 5 **Z** Everest SL cylinder, 7-pin **L** Less Schlage cylinder **C** Less double cylinder **FSIC - Full size interchangeable core** **R** FSIC, 6-pin **T** FSIC – Construction Core **M** Everest SL - FSIC, 7-pin **J** Less Schlage FSIC **SFIC - Best® style, small format interchangeable cores** **G** SFIC 7-pin **H** Refundable Construction SFIC **BDC** Disposable Construction SFIC **B** Less SFIC Other options feature levers made to fit competitive cylinders (see page 34 for complete list).
4	Outside style	**4A:** input lever code **4B:** required only if specifying less rose **4C:** input ANSI finish code
5	Inside style	Specify only if different than outside design choices or if specifying a product Less (LLL) any attribute
6	Handing	When ordering HSLR or Indication trims, specify: **LH** Left Hand; **LHR** Left Hand Reverse; **RH** Right Hand; **RHR** Right Hand Reverse
7	Latch	Leave blank or specify part number if different from default latchbolt 13-247: 2-3/4" backset-with 1-1/8" x 2-1/4" square corner faceplate
8	Strike	Leave blank or specify part number if different from default strike 10-025: ANSI, no box, 1-1/4" x 4-7/8"
9	Door dimensions	Specify only attributes that deviate from these defaults: **9A:** 1-3/4" thickness **9B:** EE (Extended equally) **9C:** 1-3/16" lip
10	Options	Specify desired additional options: **10A:** 43-005 (5" backset extension) **10B:** K510-066 **10C:** PCL **10D:** Indicator message or instruction rose options – see price book **10E:** Breakaway Rhodes lever is dependent on type (closed, KIL, FSIC, or SFIC) - see price book **10F:** XN12-012 (standard trim chassis spacers) or XN12-307 (lead lining) **10G:** TORX **10H:** RX (functions ND10, ND12, ND80, ND81, and ND96) **10I:** BAA
11	Keying	Specify desired additional options: **11A:** Keyed Different (KD) **11B:** Specify only if different from default of Everest 29 S123 (Conventional and FSIC cylinders) or, if master keyed, Everest 29 S145 (Conventional and FSIC) and R125 (SFIC) **11C:** Specify only when requesting that keys be packed independently.

How to Order

NDE Wireless Electronic Lock Ordering Instructions

NDEB - P6 - SPA - 626 - LAT - XXX - XX-XXX - XXXXXXXX - XXX - S123

1	2	3	4	5	6	7	8	9	10
Series	Lever Cylinder	Outside: Lever Style	Outside: Finish	Inside (optional): Lever Style	Inside (optional): Finish	Backset & Latch	Strike	Dim	Additional Details

Selections correspond with the numbers above. See price book for specific configuration options.

Detail		
1	Series	Specify NDEB: Mobile enabled cylindrical lock with configurable functions Specify NDEBSi: Mobile enabled cylindrical lock with configurable functions that fully support the security application area of HID® credential types
2	Lever cylinder	Conventional P6 6-pin cylinder (default) Z Everest SL cylinder, 7 pin L Less cylinder FSIC - Full size interchangeable core R FSIC, 6-pin J Less FSIC T FSIC – Construction Core SFIC - Best® Style, Small format interchangeable core G SFIC 7-pin B Less SFIC H Refundable Construction SFIC BDC Disposable Construction SFIC Other options feature levers made to fit competitive cylinders (see page 34 for complete list).
3	Outside lever style	Input lever code: ATH (Athens), BRK (Boardwalk), BRW (Broadway), LAT (Latitude), LON (Longitude), OME (Omega), RHO (Rhodes), SPA (Sparta), TLR (Tubular), or tactile warning options
4	Outside finish	Input ANSI finish code: 605 (Bright Brass), 606 (Satin Brass), 612 (Satin Bronze), 619 (Satin Nickel), 622 (Matte Black), 625 (Bright Chrome), 626 (Satin Chrome), 626AM (626 with antimicrobial), 643e (Aged Bronze)
5	Inside lever style	Specify only if different than outside style
6	Inside finish	Specify only if different than outside finish
7	Backset & latch	Leave blank or specify part number if different from default latchbolt 13-247: 2-3/4" backset, deadlatch, square corner, 1-1/8" x 2-1/4"
8	Strike	Leave blank or specify part number if different from default strike 47267101: ANSI, no box, 1-1/4" x 4-7/8"
9	Dim (strike lip length)	Leave blank or specify part number if different from default 1-3/16" lip
10	Additional details (keying)	Specify only if different from these defaults: Keyed Different (KD); Everest 29 S123 (Conventional and FSIC cylinders) or, if master keyed, Everest 29 S145 (Conventional and FSIC) and R125 (SFIC)

Product Specifications

	ND Mechanical & ND Wired Electrified	NDE Wireless Electronic
Chassis		
Case material	Modular design of zinc and steel components plated for corrosion protection	
Door thickness	Standard: 1-5/8" (41 mm) to 2-1/8" (54 mm) Optional: 1-3/8" (35 mm) - 6" (152 mm) EE, EO, EI, ED configurations	Standard: 1-5/8" to 2" (41 mm to 51 mm)
Backset	Standard: 2-3/4" (70 mm) Optional: 2-3/8", 3-3/4", 5" (60, 92, 127 mm)	Standard: 2-3/4" (70 mm) Optional: 2-3/8" (60 mm)
Handing	Non-Handed	Right-handed from factory. Field-configurable without tools.
Trim		
Levers	Standard: Pressure cast zinc, plated to match product finish specification in nine designs - Athens (ATH), Boardwalk (BRK), Broadway (BRW), Latitude (LAT), Longitude (LON), Omega (OME), Rhodes (RHO), Sparta (SPA), and Tubular (TLR) Optional: Tactile feature available on all designs, specify 8AT, 8BK, 8BY, 8LT, 8LN, 8RO, 8SP, or 8TR	
Locked status indication trim	Cast zinc with high-density polycarbonate window	—
HSLR trim	High Security Ligature Resistant (HSLR) trim is heavy wrought, reinforced stainless steel in 630 Satin Stainless Steel finish	—
Roses/escutcheons	Wrought brass or zinc, plated to match product finish specification	Zinc, plated to match product finish specification
Finishes	Nine available: 605, 606, 612, 613, 619, 622, 625, 626, 643e (Note: NDE is not offered in 613); optional antimicrobial coating is available on 626 – order as 626AM	
Latches & Strikes		
Latch	Standard: 1/2" (12 mm) throw spring latch or deadlatch (Stainless Steel) Optional: 3/4" (19 mm) throw anti-friction deadlatch available for pairs of doors	
Strike	Standard: ANSI curved Lip: 1-1/4" x 4-7/8" (32 mm x 124 mm) with 1-3/16" (30 mm) lip length Optional: T Strike, ANSI strikes with alternative lip lengths, dust box options	
Cylinders & Key Systems		
Formats	Standard: 6-pin Conventional cylinder with two patented keys Optional: FSIC, SFIC, and 7-pin SL cylinder formats plus less cylinder options made to fit non-Schlage cylinders from Best, Corbin Russwin, Medeco, Sargent and Yale	
Keyways	Standard: 6-pin, patented Everest 29 S123 keyway Optional: Open, restricted, Primus®, master keying, and construction keying	
Wired Electrified		
Input voltage	Autodetecting 12-24V DC, +/- 10%	—
Operating mode	Fail Safe or Fail Secure via switch on chassis	—
Current draw	0.23 amp maximum; 0.01 amp holding	—
Request to exit	Modular - 3A @ 125V AC / 2A @ 30V DC	—
Wireless Electronic		
Input voltage	—	4 AA batteries
Operating mode	—	Selectable - secured, as-is, or passage
Communication	—	2.4 GHz Wi-Fi® (IEEE 802.11b/g/n) Bluetooth® low energy (version 4.2)
Request to exit	—	Integrated into chassis
Door position sensor	—	External sensor installed in door and frame
Tamper sensor	—	Integrated interior cover tamper
Warranty		
	10 years mechanical, 3 years wired electrified	1 year wireless electronic
Certifications		
ANSI/BHMA	All ND Series comply with A156.2-2011, Series 4000 Grade 1 cylindrical locks; Wired electrified complies with A156.25 (indoor); Wireless electronic complies with A156.25-2013 (locked outdoor) for electrified locking devices	
ICC	Complies with ICC A117.1 Accessible and Usable Buildings and Facilities	
UL/cUL	UL 10C and CAN/ULC-S104	UL 294; ULC 60839; UL 10C 3-hour
	All locks 3-hour A label single fire door 4'0" x 10'0"; pair doors 3-hour fire door 8'0" x 8'0" with 3/4" latch option; pair doors 90-minute fire 8'0" x 10'0" with 3/4" latch option	
CA Fire Code	All levers with a return to door of 1/2" (13 mm) or less comply (Rhodes, Sparta, Tubular, Omega, Longitude and Boardwalk)	
FL Building Code	Complies with Florida Building Code (ASTM E330, E1886, E1996) and Miami Dade (TAS 201, 202, 203) requirements for hurricanes	FL1592, FL10356, FL12400, FL14482
Federal	Meets FF-H-106C Series 161; BAA compliant, all functions	—
Other	—	ADA compliant, FCC Part 15, CSA C22.2 No. 205-M1983, Industry Canada (IC)

About Allegion

At Allegion (NYSE: ALLE), we design and manufacture innovative security and access solutions that help keep people safe where they live, learn, work and connect. We're pioneering safety with our strong legacy of brands like CISA®, Interflex®, LCN®, Schlage®, SimonsVoss® and Von Duprin®. Our comprehensive portfolio of hardware, software and electronic solutions is sold around the world and spans residential and commercial locks, door closer and exit devices, steel doors and frames, access control and workforce productivity systems.

For more, visit **www.allegion.com**

KRYPTONITE ■ LCN ■ SCHLAGE ■ STEELCRAFT ■ VON DUPRIN

US.Allegion.com
© 2025 Allegion plc
006501, Rev. 12/25

ALLEGION™

SCHLAGE

Grade 1 deadbolts

B600/700/800 Series





Overview

Schlage® commercial grade 1 deadbolts are designed for security, durability and beauty. They feature a thick, anti-saw hardened steel bolt with anti-pry, anti-wrench and other protections to make it one tough lock.

600 Series: Grade 1 deadbolt furnished with conventional cylinder standard. Also available with full size interchangeable core cylinder or small format interchangeable core (SFIC) cylinder.

700 Series: Grade 1 deadbolt furnished with Primus XP controlled access cylinder for patented key control, geographical exclusivity and resistance to picking and impressioning. Also available with Primus XP full size interchangeable core cylinder.

800 Series: Grade 1 deadbolt with Primus XP high security cylinder. Cylinder is UL437 listed to resist drilling and other forms of physical attack. Not available in interchangeable core.

Finishes



605
Bright Brass



606
Satin Brass



609[1]
Antique Brass



612
Satin Bronze



613
Oil Rubbed Bronze



619
Satin Nickel



622
Matte Black



625
Bright Chrome



626
Satin Chrome



626AM
Satin Chrome, Antimicrobial



643e
Aged Bronze

e = an equivalent finish to the BHMA standard.

ALLEGION™

Functions

Schlage functions beginning B6 offer a standard pin and tumbler mechanism. Those beginning with B7 feature Primus XP geographic exclusivity in the key system, and B8 further improve Primus XP security using UL 437 listed high security cylinders.

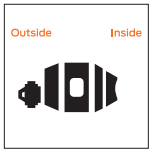

Schlage B660, B760, B860
ANSI E0151

Single cylinder deadbolt

- Deadbolt thrown or retracted by key outside or thumbturn inside

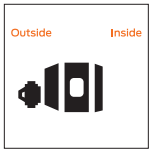

Schlage B661, B761, B861
ANSI E0161

One-way deadbolt

- Deadbolt thrown or retracted by key outside
- Blank plate with exposed screws inside

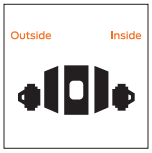

Schlage B662, B762, B862
ANSI E0141

Double cylinder deadbolt

- Deadbolt thrown or retracted by key on either side

Caution: Double cylinder locks on residences and any door, in any structure, which is used for egress are a life safety hazard in times of emergency and their use is not recommended. Installation should be in accordance with existing codes only.

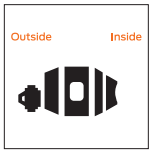

Schlage B663, B763, B863
ANSI E0171

Classroom deadbolt

- Deadbolt thrown only by key outside.
- Deadbolt retracted by key outside or thumbturn inside

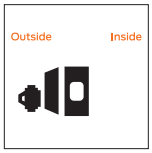

Schlage B664, B764, B864
ANSI E0101

Cylinder only deadbolt

- Deadbolt thrown or retracted by key one side
- No trim on inside
- 1 ½" bore only



Schlage B680
ANSI E0191

Door bolt

- Deadbolt thrown or retracted by thumbturn inside
- No trim on inside
- 1 ½" bore only

Key Thumbturn

ALLEGION

Cylinders

Conventional cylinder	
P	6-pin Conventional (standard)
Z	SL 7-pin Conventional (A2 pinning)
L	Less Conventional

Full size interchangeable core (FSIC)	
R	6-pin FSIC
M	SL 7-pin FSIC (A2 pinning)
J	Less FSIC
T	Refundable FSIC construction core

Small format interchangeable core (SFIC)	
G	7-pin SFIC (A2 pinning)
B	Less SFIC
BDC	Disposable SFIC construction core
H	Refundable SFIC construction core

Specifications

Chassis	
Material	Solid, sintered steel cylinder housing; 7/8" standoff, wrought brass or bronze trim ring over solid zinc spin ring.
Door thickness	Standard: 1 5/8" – 2" conventional cylinder or FSIC; 1 3/4" - 2" SFIC; 1 3/8" - 2 1/2" door bolt only.
Deadbolt	
Backset	2 3/4" fixed backset standard. Options available.
Faceplate	1 1/8" x 2 1/4", Square corner faceplate standard. Options available.
Bolt	Solid, sintered steel bolt with hardened steel anti-saw pin insert; 1" housing diameter, 1" throw.
Strike	1 1/8" x 2 3/4", Square corner, metal dust box. Options available.
Keying	
Cylinder format	6-pin Conventional (standard); also available in FSIC, SFIC and 7-pin SL cylinder formats.
Keyway	Patented Everest 29 S123 (standard); also available in open, and restricted keyway families. Primus XP security levels available along with master keying and construction keying.
Attachment	
	Three 3" screws anchor metal dustbox to frame. 1/4" machine screws through bolt to firmly anchor lock to door and use hardened steel ball bearings to protect bolts from drill attacks.
Warranty	
	3-year limited mechanical warranty. See price book for details.
Certifications	
ANSI/BHMA	ANSI A156.36, Grade 1. When installed with FSIC cylinder, Grade 2; SFIC cylinder, Grade 3.
UL/cUL	All functions UL 10C listed for 3-hour fire door.
Florida Building Code	Complies with Florida Building Code TAS 201, 202, 203 (wind and impact zone (HVHZ)) and ANSI-ASTM E330 (wind only)
Federal	BAA compliant, all functions.
Other	ADA compliant thumbturn.

© 2019 Allegion
013170, Rev. 05/2019
www.allegion.com/us

Introduction

Engineered for value

Von Duprin® devices are designed with our customers in mind. The robust materials and unique engineering add to the longevity of our products, while the flexible design improves their value.

The universal center case provides a simple path to new technology without the cost of replacing the entire device. Whether it's adding trim, switching handing or introducing new features, Von Duprin makes it simple with a wide variety of upgradeable kits for the 98/99 Series. In addition to evolving with security needs, Von Duprin' exit devices are manufactured to meet the highest performance and safety standards.

Passion driving performance

With superior products comes exceptional customer care. Von Duprin customers are supported by industry-leading expertise. Allegion's representatives average more than 15 years of experience, so you're assured to receive knowledgeable advice on fire and life safety codes, installation resources and more. And for those looking to take their skills to the next level, Allegion offers instructor-led workshops, videos and online courses. It's another way Von Duprin stands by our customers—today, tomorrow and for years to come.



Von Duprin exit devices are available in two external surface styles, designated 98 and 99 Series.

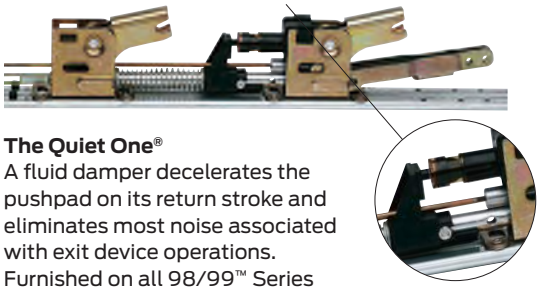

The Quiet One®
A fluid damper decelerates the pushpad on its return stroke and eliminates most noise associated with exit device operations. Furnished on all 98/99™ Series exit devices.



Latch bolt
Deadlocking latchbolt provides security and improved performance at standard device cost.

VON DUPRIN
Administrative Offices
2720 Tobey Dr.
Indianapolis, IN 46219

Customer Service
877-671-7011
800-999-0328 - Fax

Technical Support
877-671-7011

Options and accessories

Applications and trim operation	Single and double door applications Door handing Outside trim operation Lever styles

Trim options	Knob Thumbpiece Lever Electrified outside lever trim (E996L) Breakaway lever Thumbturn control Hospital pull Offset pull Vandal resistant pull AD-Series adaptable electronic trim

Strike options	Strike/Stile information Strikes
Dogging options	Cylinder dogging Cylinder dogging with Security Indicator Hex key dogging Hex dogging with Security Indicator Less dogging Dogging keys Special center case dogging Double cylinder Double cylinder with Security Indicator

Symbols

Indicates fire rated application

Indicates ADA products

Electrical options	**RX** Request to exit **LX** Latchbolt monitoring **SS** Signal switch **CX** Chexit® **ALK** Alarm kit **E** Electric mortise lock device **EL** Electric latch retraction **QEL** Quiet electric latch retraction **CON** Allegion Connect
Electrical accessories	Power supplies Electric power transfer

Mechanical options	XP98/99 rim exit device WS Surface vertical rod exit device Less bottom rod AX Accessible device Pullman latch Dummy push pad Braille, embossed, knurled and safety glow (Luminescent) touchpads
Pneumatic options	Pneumatic controlled exit devices Pneumatic power transfer

Device accessories	Glass bead kit Vertical rod and latch guard Cover plate kits Cylinders Mullions Sex bolts

Additional information	ANSI Function, grade and type Ul fire labeling and opening size

Finishes	Standard and special finishes

Nomenclature – how to order

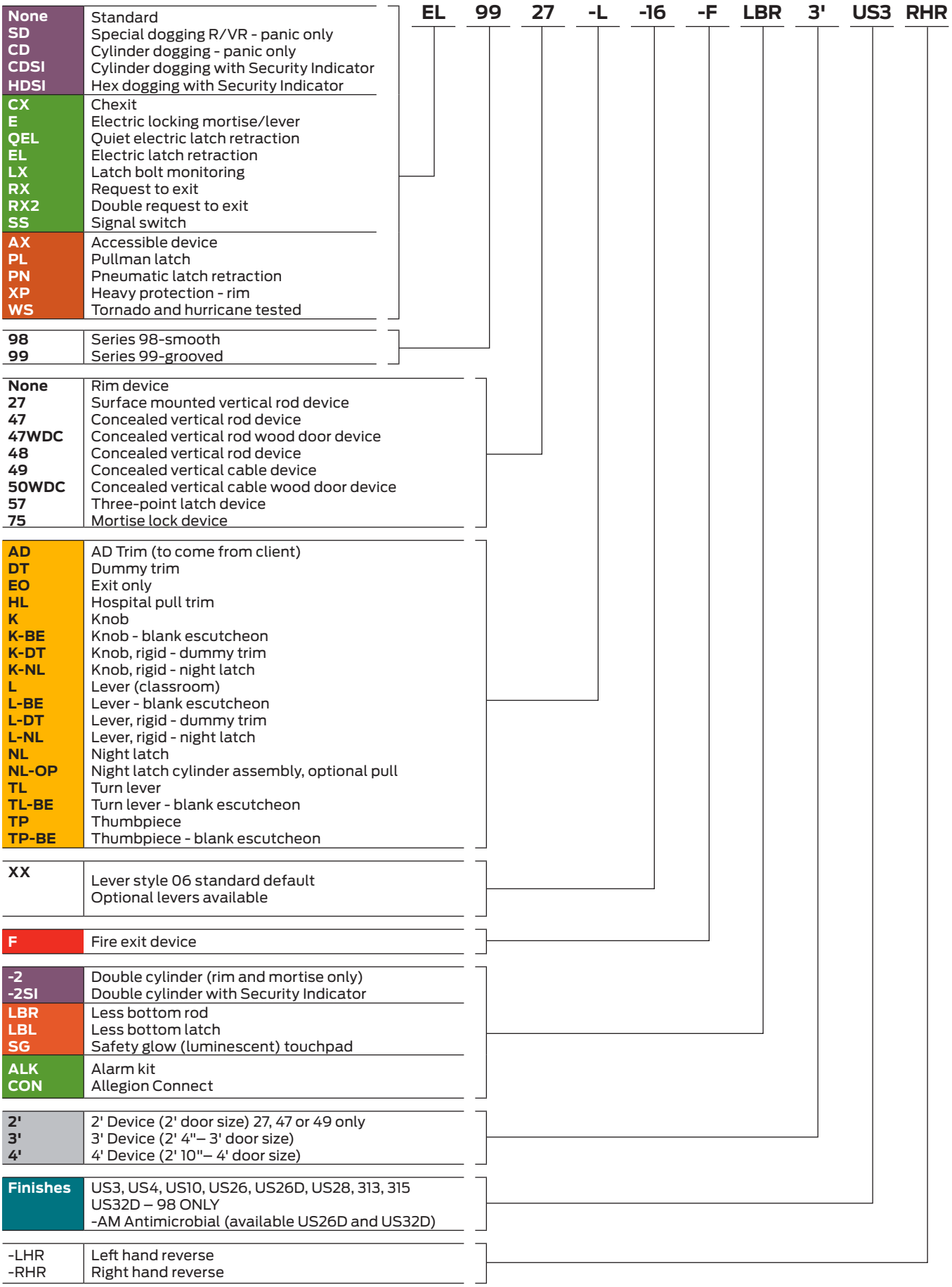

Popular double door applications

Single door applications

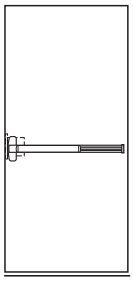

Single mortise lock device

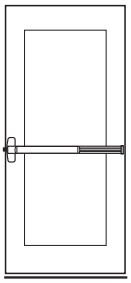

Single rim device

Double door applications

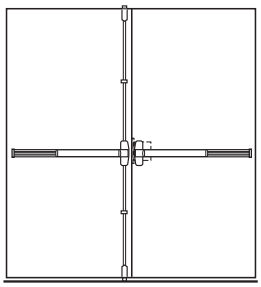

Mortise lock and surface mounted or concealed vertical cable/rod device combination—same direction



Two rim devices with mullion—same direction

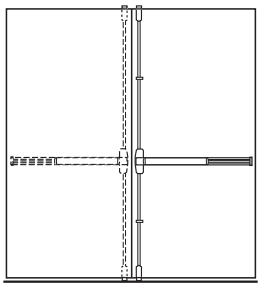

Two vertical rods—double egress

Door handing

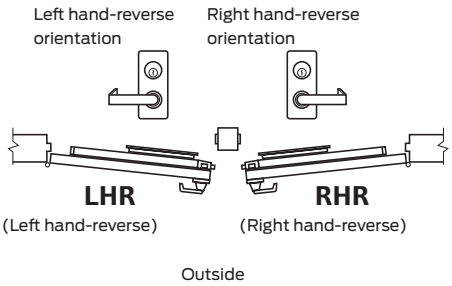

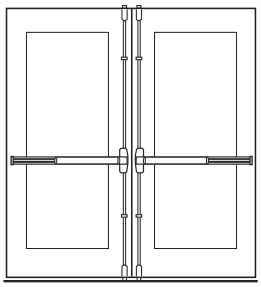

Two surface mounted vertical rod devices—same direction (do not use with overlapping astragal)

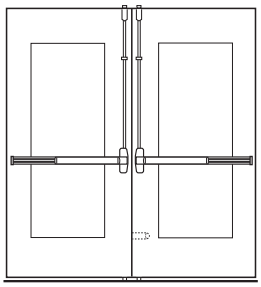

Two fire exit hardware vertical cables/rods with auxilary fire latch-LBR option

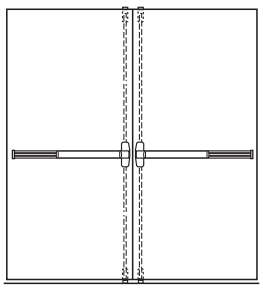

Two concealed vertical cables/rods

Outside trim operation

Trim operation lever or knob

Standard



Key locks and unlocks lever or knob. e.g., 996L (Classroom)

Night latch



Key retracts latch bolt. Lever or knob is rigid. Use NL suffix, e.g. 996LNL. (Storeroom)

Blank escutcheon



Lever or knob always active. Use BE suffix, e.g., 996L-BE. (Passage)

Dummy



Lever or knob rigid for pull operation. Use DT suffix, e.g., 996L-DT.

996L Breakaway™ lever



The 996L Breakaway trim has become the standard lever trim offering on the 98L/99L Series devices. The Breakaway design is especially effective in areas where vandalism to door hardware is a problem. The design intent is to discourage costly repairs from becoming necessary. The Breakaway feature is not available on the NL (night-latch) or DT (dummy trim) versions.

374T/376T Series thumbturn control



Standard operation, key locks and unlocks thumbturn. Optional operation, key unlocks thumbturn, re-locks when key is removed. This operation is created by changing the cylinder plate included with control. Use 1 1/4" mortise cylinder with a straight cam. Schlage cam reference L583-477. Use with a pull trim (990DT pictured).

Lever styles

Decorative Levers



M51
Knurling available



M52
Knurling available



M53



M54



M55



M56



M57 [1]



M61
(Handed)



M62 [1]
(Handed)



M63
(Handed)



M81
Knurling available



M82



M83



M84



M85
(Handed)



ME1 [2]
(Handed)



ME2 [2]
(Handed)



ME3 [2]

1. Available in Stainless Steel substrate ONLY.
2. Designed with Gensler as product design consultant.

Standard Levers



01



02
Knurling available



03*
Knurling available



05



06*
Default lever
Knurling available



07



12
(Handed)



16
(Omega)



17*
Knurling available



18



ACC
(Accent)
(Handed)



AST
(Asti)
(Handed)



MER
(Merano)
(Handed)



LAT*
Latitude



LON*
Longitude

* Available in stainless steel - specify SS when ordering.

98/99 Rim exit device





The 299 Strike ships standard, optional strikes available

98 and 99 Rim exit devices for all types of single and double doors with mullion, UL listed for panic exit hardware. Devices are ANSI A156.3 – 2014 Grade 1. The 98 device has a smooth mechanism case and the 99 device has a grooved case. The rim device is non-handed except when the following device options are used: SD (special dogging), -2 (double cylinder) or SS (signal switch). See Opposite page for available outside trim and device functions. Covers stock hollow metal doors with 86 or 161 cutouts on single doors (may cover cutouts on pairs – consult template).

Finishes – US3, US3A, US4, US4A, US10, US26, US26D, US26D-AM Antimicrobial, US28, 313, 315 and 643E. US15 and US32D available with 98 Series only.

Hex key dogging comes standard on 98/99 Rim exit devices



Specifications

Device functions	Device ships EO/DT/NL. Field selectable. For TP, K or L remove NL drive screw from device.	
Device lengths	3'	2'4" to 3' (711mm to 914 mm) Door size
	4'	2'10" to 4' (864 mm to 1219 mm) Door size
Device centerline from finished floor	39 13/16" (1011 mm) 39 11/16" (1008 mm) with mullion	
Center case	8" x 2 3/4" x2 3/8" (203mm x 70mm x 60mm)	
Mechanism case	2 1/4" x 2 1/4" (57mm x 57mm)	
Projection	Pushbar neutral – 3 13/16" (97 mm) Pushbar depressed – 3 1/16" (78 mm)	
Latch bolt	Deadlocking, 3/4" (19mm) throw	
Fasteners and sex bolts (SNB)	Includes screw pack for 1 3/4" (44mm) and 2 1/4" (57mm) thick metal or wood doors. Optional 425 SNB available, see page 9 for quantities.	
Electric options	**LX**	Latchbolt monitor switch
	RX	Pushpad monitor switch
	RX2	Double pushpad monitor switch
	E	Electric locking and unlocking trim
	EL	Electric latch retraction
	QEL	Quiet electric latch retraction
	SS	Signal switch
	CX	Chexit delayed exit
	ALK	Alarm exit kit
	WP-RX	Waterproof request to exit
	CON	Allegion Connect
Mechanical options	**-2**	Double cylinder
	-2SI	Double cylinder with Security Indicator
	AX	Accessible device
	GBK	Glass bead kit
	PN	Pneumatic latch retraction
	XP	Extra protection
	SNB	Sex bolts
	SEC	Security screws
Dogging feature	Hex key dogging standard	
Dogging options	**CD**	Cylinder dogging
	CDSI	Cylinder dogging with Security Indicator
	HDSI	Hex dogging with Security Indicator
	SD	Special center case dogging
	LD	Less dogging
	DI	Dogging indicator
	CI	Cylinder dogging indicator
Strikes	**299** – Dull black	

XP
Extra protection
- 90° latch-to-strike contact
- Force resistance of 2,000+ lbs.

CDSI
Cylinder dogging with Security Indicator
- Visual indication of whether device is dogged or undogged

QEL
Quiet electric latch retraction
- Bolt retraction via switch
- Converts exit door to push-pull operation

RX
Pushpad monitor switch
- Signals use of an opening
- SPDT switch to monitor pushpad

CX
Chexit delayed exit
- Meets NFPA 101 requirements
- Self-contained controls, locking, alarm

AX
Accessible device
- UL certified to meet new 5 lb. maximum operating force requirement
- Exceeds ANSI/BHMA requirements

EL
Electric latch retraction
- Enables remote unlatching
- Alternative to manual dogging

ALK
Alarm exit kit
- Unauthorized opening triggers 85-decibel horn
- Set in armed or disarmed mode by key

PN
Pneumatic latch retraction
- For areas where electrical devices banned
- Special linkage for mechanical or pneumatic dogging

CON
Allegion Connectors
- Common connectors to connect various door hardware all the way to the power supply

ALLEGION™

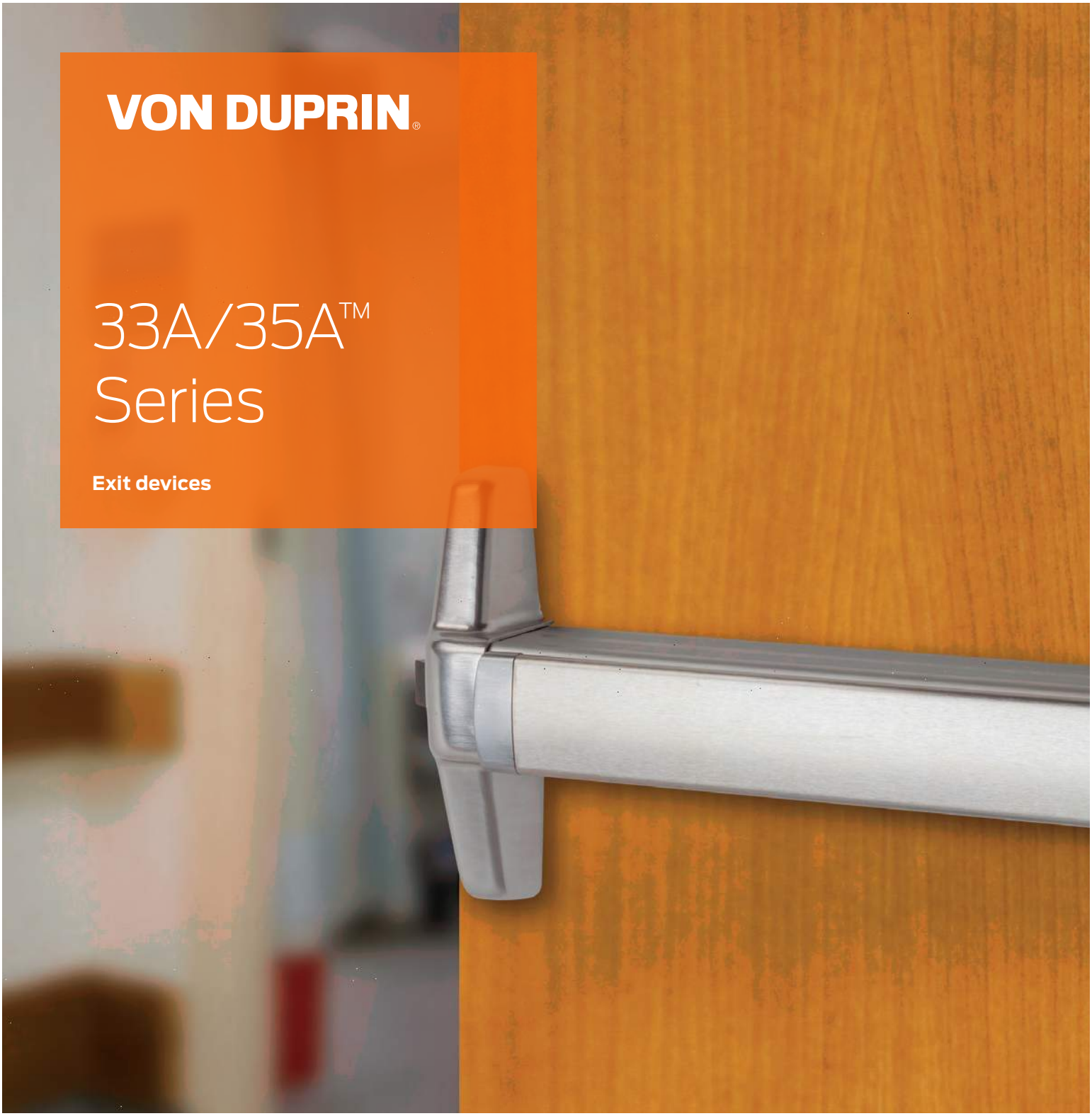

VON DUPRIN®

33A/35A™ Series

Exit devices

Introduction

Invest in longevity

Von Duprin® devices are engineered to add value over time. The robust materials and unique engineering add to the longevity, while the flexible design improves the value. The universal center case allows users to change or upgrade features on their current device as security needs evolve.

The 33A/35A Series is a narrow stile push pad device popular for its vast application coverage. With many field configurable and upgradeable solutions available, it's easy to enhance the functionality of an existing device. Mechanical and electronic options include quiet electric latch retraction, delayed and controlled egress, concealed vertical cables and security indicators. It's one way Von Duprin protects its customers' investments long into the future.

Passion driving performance

With superior products comes exceptional customer care. Von Duprin customers are supported by industry-leading expertise. Allegion's representatives average more than 15 years of experience, so you're assured to receive knowledgeable advice on fire and life safety codes, installation resources and more. And for those looking to take their skills to the next level, Allegion offers instructor-led workshops, videos and online courses. It's another way Von Duprin stands by our customers—today, tomorrow and for years to come.



Von Duprin pushpad exit devices are available in two external surface styles, designated 33A Series and 35A Series. The two styles are mechanically and dimensionally identical and provide a wide selection of appearance options.

The Quiet One®
A fluid damper decelerates the pushpad on its return stroke and eliminates most noise associated with exit device operations. Furnished on all 33A/35A Series exit devices.



VON DUPRIN
Administrative Offices
2720 Tobey Dr.
Indianapolis, IN 46219

Customer Service
877-671-7011
800-999-0328 - Fax

Technical Support
877-671-7011

Options and accessories

Applications & trim operation	Trim selection Optional trim
Trim options	Optional levers Optional trim Trim selection Operation options
Strike options	Optional strikes
Additional information	ANSI Grade, type & function Device dimensions Finishes Fire label ratings/applications Handing How-to-order information Nomenclature Popular double door applications Minimum stile information

Symbols

Indicates fire rated application Indicates ADA products

Electrical options	**ALK** Exit alarm kit **CX** Chexit delayed exit **RX** Request to exit **WP-RX** Request to exit **E**-Trim **LX** Latch bolt monitoring **EL** Electric latch retraction **QEL** Electric latch retraction **SS** Signal switch **PN** Pneumatic **LBR/LBL** Less bottom rod/latch **PL** Pullman Latch **RG-27** Vertical rod and latch guard Dummy pushpad **CD** Cylinder dogging **CDK, HDK** Cylinder dogging and Hex key dogging kits **GBK** Glass bead kit Cylinders **CON** Allegion Connect
Electrical accessories	**Power supplies** PS902 PS914 **EPT** Electric power transfer

How to order information

Rim devices, specify:

1. Exit device model number with trim selection. Examples: 33A-EO (exit only with no outside trim). 33A-NL (includes 386NL trim). 33A-NL-OP (includes the 388 trim less pull).
2. Size 4' (1219mm) for door sizes 2' 10" (940mm) to 4' (1219mm). Size 3' (914mm) for door sizes 2' 4" (792mm) to 3' (914mm) is shipped standard.
3. Door thickness if other than 1 3/4" (44mm).
4. Door and frame material if other than aluminum.
5. Finish, see page 38.
6. Handing required on "L", "SS", or "386NL". Specify LHR or RHR. See page 7.

Vertical rod devices, specify:

1. Exit device model number with trim selection. Examples: 3327A-EO (exit only with no outside trim.) 3327A-TL-OP (includes 360T Control) 3327A-TL (includes 374T and 386DT).
2. Size 2' (1219mm) for door sizes 2' (610mm).
   Size 3' (914mm) for door sizes 2' 2" (792mm) to 3' (914mm) is shipped standard.
   Size 4' (1219mm) for door sizes 2' 8" (940mm) to 4' (1219mm).
3. Door thickness if other than 1 3/4" (44mm).
4. Door height if greater than 7' (2134mm) surface vertical rod device (8' 4" for concealed devices) or extension rods will be supplied.
5. Door and frame material if other than aluminum or hollow metal.
6. Finish, see page 38.
7. Handing required on "L", "SS", or "386NL". Specify LHR or RHR. See page 7.

Pullman latches are optional for 3327A/3527A and 3347A/3547A devices. Latchbolts remain extended at all times. Specify "Pullman Latch" when required.

Device trim, cross-reference*:

33/35 Devices	Status	33A/35A Devices
333NL-TP	Replaced	386NL
333DT	Replaced	386DT
337NL-TP	Replaced	386NL
337DT	Replaced	386DT
334	Replaced	388
334 x 550	Replaced	388 x 550
370L	Replaced	360L
370T	Replaced	360T
372L	Replaced	360L
374T x 333DT	Replaced	374T x 386DT
—	New	374T x 392-6
376T x 337DT	Replaced	376T x 386DT
—	New	376T x 392-6
3308NL	Obsolete	—
3308DT	Obsolete	—
—	New	388 x Ives 8190 Series Pull
—	New	360T x Ives 8190 Series Pull

*New trims not compatible with old devices, neither are old trims with new devices.

Nomenclature – how to order

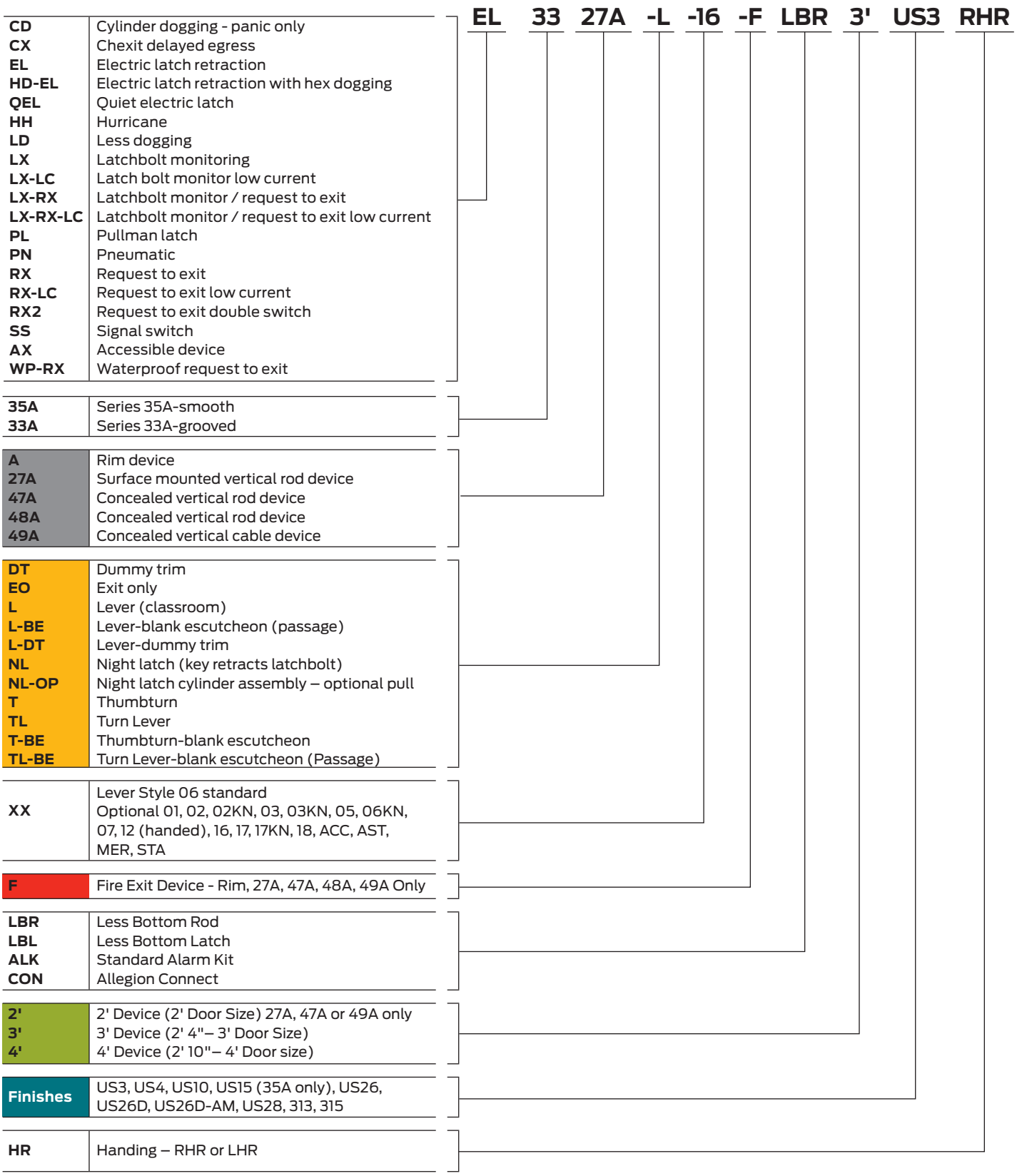

Lever styles

Decorative Levers



M51
Knurling available



M52
Knurling available



M53



M54



M55



M56



M57 [1]



M61
(Handed)



M62 [1]
(Handed)



M63
(Handed)



M81
Knurling available



M82



M83



M84



M85
(Handed)



ME1 [2]
(Handed)



ME2 [2]
(Handed)



ME3 [2]

1. Available in Stainless Steel substrate ONLY.
2. Designed with Gensler as product design consultant.

Standard Levers



01



02
Knurling available



03*
Knurling available



05



06*
Default lever
Knurling available



07



12
(Handed)



16
(Omega)



17*
Knurling available



18



ACC
(Accent)
(Handed)



AST
(Asti)
(Handed)



MER
(Merano)
(Handed)



LAT*
Latitude



LON*
Longitude

* Available in stainless steel - specify SS when ordering.

VON DUPRIN®

75 Series

Exit Device



OVERVIEW

Mid-Priced, But Beyond Expectations

Enjoy the quality and trust you expect from Von Duprin at a mid-price option. Von Duprin 70 Series exit devices provide reliable performance and peace of mind for applications like warehouse, industrial, office, multifamily, retail, and commercial real estate spaces. The 75 series device is a narrow-stile device available in a wide range of device types, lever designs, options, and finishes.

Von Duprin's 70 Series also can be configured with the Quiet Electric Latch Retraction (QEL) option, which provides electronic control of an exit device where limited operational noise is desired. Plus, quick shipping is an option for time-sensitive projects.

DEVICE TYPES



Rim device



27 Surface mounted vertical rod device



47 Concealed vertical rod device, 5/8" throw

FINISHES

605
Bright Brass



606
Satin Brass



612
Satin Bronze



619
Satin Nickel

625
Bright Chrome



626
Satin Chrome



628
Aluminum, Clear
Anodized



630
Satin Stainless



643e
Aged Bronze



710
Dark Brown,
Anodized



711
Matte Black

Due to the many variations in monitors and printers, color samples may appear different than the physical product. Contact your local sales representative for a physical color sample.

TRIM FUNCTIONS



EO
No outside Trim

- Exit only



DT
Dummy Trim

- Pull when dogged (not recommended for fire device)



NL
Night latch

- Key retracts latch bolt
- Rim cylinder

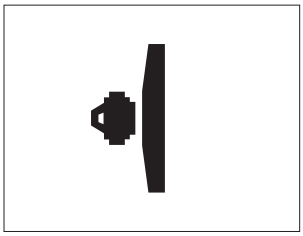

NLOP
Night latch

- Key retracts latch bolt, optional pull required

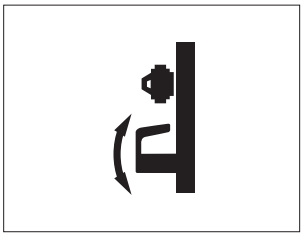

L
Lever

- Key locks and unlocks
- 1-1/4" mortise cylinder
- Handed, reversible lever
- E360 L BE only. No cylinder override available

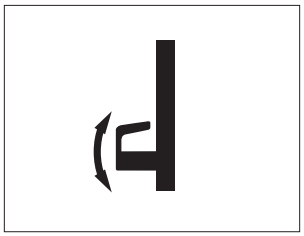

LBE
Lever, blank escutcheon

- Always operable (no cylinder)
- Electrified lever operation available

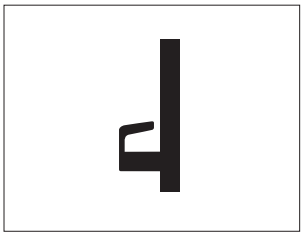

LDT
Lever, dummy trim

- Pull when dogged

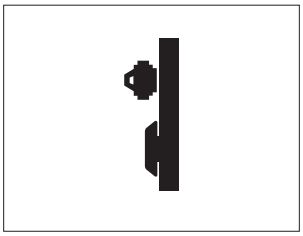

TL
Turn lever

- Key locks and unlocks (use with DT trim)
- 1-1/4" mortise cylinder

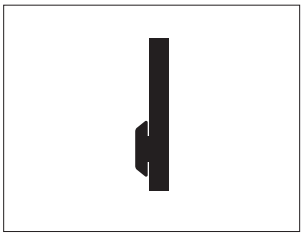

TLBE
Turn lever, blank escutcheon

- Blank escutcheon always operable (no cylinder, use with DT trim)

TRIM STYLES



386



388



360L



374T x 386DT



376T x 386DT

Dimensions

Trim Style	Base Width	Base Height	Projection	Grip Width	Grip Height
386/386DT	1-5/8"	7-15/32"	2-7/16"	4-5/16"	8-1/2"
388	1-11/16"	7-15/32"	1"		
360L	1-11/16"	7-1/2"	3"		
360T	1-11/16"	7-1/2"	1-13/16"		
374T	1-11/16"	7-1/2"	7/8"		
376T	1-11/16"	7-1/2"	7/8"		

LEVER STYLES

Standard Levers



01



02
- Knurling available



03
- Knurling available



05



06
- Default lever
- Suites with Schlage Rhodes
- Knurling available



07
- Suites with Schlage Athens



12
- Handed



16
- Suites with Schlage Omega

Dimensions

Lever	Width	Projection
01	4.0"	2.1"
02	4.75"	2.3"
03	4.75"	2.813"
05	3.75"	2.8"
06	4.7"	2.1"
07	4.6"	2.3"
12	4.3"	2.9"
16	5.05"	2.66"

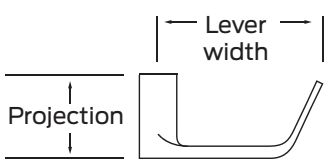

LEVER STYLES

Standard Levers



17

- Suites with Schlage Sparta
- Knurling available



18



Accent (ACC)

- Handed



Asti (AST)

- Handed



Merano (MER)

- Handed



Latitude (LAT)



Longtitude (LON)

Dimensions

Lever	Width	Projection
17	4.7"	2.3"
18	4.75"	2.4"
Accent (ACC)	4.4"	3.1"
Asti (AST)	4.2"	2.5"
Merano (MER)	4.1"	2.5"
Latitude (LAT)	4.6"	2.3"
Longtitude (LON)	4.9"	2.3"

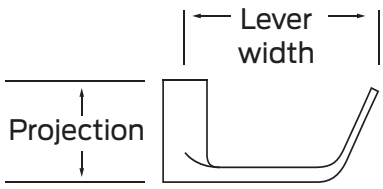

LEVER STYLES

Decorative Levers



M51

- Knurling available



M52

- Knurling available



M53



M54



M55



M56



M57[1]



M61

- Handed



M62[1]

- Handed

Dimensions		
Lever	**Width**	**Projection**
M51	4.5"	2.5"
M52	4.5"	2.4"
M53	4.4"	2.4"
M54	4.4"	2.3"
M55	4.4"	2.7"
M56	4.5"	2.3"
M57	4.5"	2.7"
M61	4.5"	2.7"
M62	4.6"	2.4"

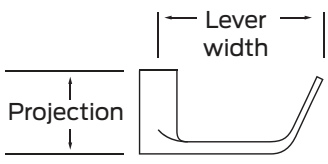

[1] Available in stainless steel substrate only

LEVER STYLES

Decorative Levers



M63

- Handed



M81

- Knurling available



M82



M83



M84



M85

- Handed



ME1[1]

- Handed



ME2[1]

- Handed



ME3[1]

Dimensions

Lever	Width	Projection
M63	4.6"	2.6"
M81	4.8"	2.5"
M82	4.9"	2.5"
M83	4.7"	2.25"
M84	5.1"	2.2"
M85	4.9"	2.7"
ME1	5.4"	2.6"
ME2	5.2"	2.4"
ME3	5"	2.8"

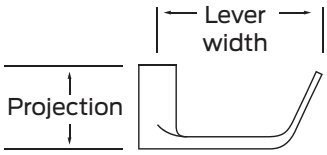

[1] Designed with Gensler as product design consultant

ELECTROMECHANICAL OPTIONS

Switches	
LX	**Latch Bolt Monitoring**
	• Signals use of an opening • SPDT switch to monitor latch bolt • 2 A maximum @ 24VDC; below 50 mA @ 24VDC for low current option
RX	**Request to Exit**
	• Signals use of an opening • SPDT switch to monitor pushpad • 2 A maximum @ 24VDC; below 50 mA @ 24VDC for low current option

Miscellaneous	
ALK	**Alarm Exit Kit**
	• Unauthorized opening triggers 85-decibel horn • Set in armed or disarmed mode by key • Assembly includes both a 24VDC input and external inhibit
CON	**Allegion Connect**
	• Common connectors to connect various door hardware all the way to the power supply
E360	**Electric Locking and Unlocking Trim**
	• Remains latched while unlocked • Remote electrical control • Voltage: 24VDC (Continuous Duty) • Current: 0.22 amps

Latch Retraction	
QEL	**Quiet Electric Latch Retraction**
	• Bolt retraction via switch • Converts exit door to push-pull operation • Voltage: 24VDC • Current: 1.0 A inrush (0.5 sec.) / 0.14 A holding

MECHANICAL OPTIONS

Dogging	
CD	Cylinder Dogging, Panic Only
HD	Hex Dogging, panic only
LD	Less Dogging
QEL	QEL options available

California Code	
AX	**Accessible Device**
	• UL certified to meet new 5 lb. maximum operating force requirement • Exceeds ANSI/BHMA requirements

Weatherized	
WH	**Weep Holes**
	• Drainage (weep) holes in mechanism case

DEVICE OPTIONS MATRIX

Matrix shows available options per device type, but does not represent compatibly across multiple options.

	Mechanical Options							E-Options					
	CD	**HD**	**LD**	**WH**	**AX**	**LBR**	**F-LBR/ AFL**	**LX**	**RX**	**QEL**	**ALK**	**CON**	**E-TRIM**
75-R	•	•	•	•	•			•	•	•	•	•	•
75-R-F				•	•			•	•	•	•	•	•
7527	•	•	•	•		•		•	•	•	•	•	•
7527-F				•			•	•	•	•	•	•	•
7547	•	•	•	•		•		•	•	•	•	•	•
7547-F				•			•	•	•	•	•	•	•

SPECIFICATIONS

Accessibility	• Force to depress push pad
	  • AX device: 5 lbs
	  • Standard device: 15 lbs
	• Push pad projection
	  • Neutral: 3-13/16" (97mm)
	  • Depressed: 3-1/16" (78mm)

Certifications/Approvals	All Von Duprin 75 exit devices are ANSI/BHMA Certified. Please refer to the BHMA Certified Products Directory for specific listings.
Mounting Height	39-13/16" (1011mm) 39-11/16" (1008mm) with mullion
Warranty	36 months from the date of placing the product in operation

DIMENSIONS

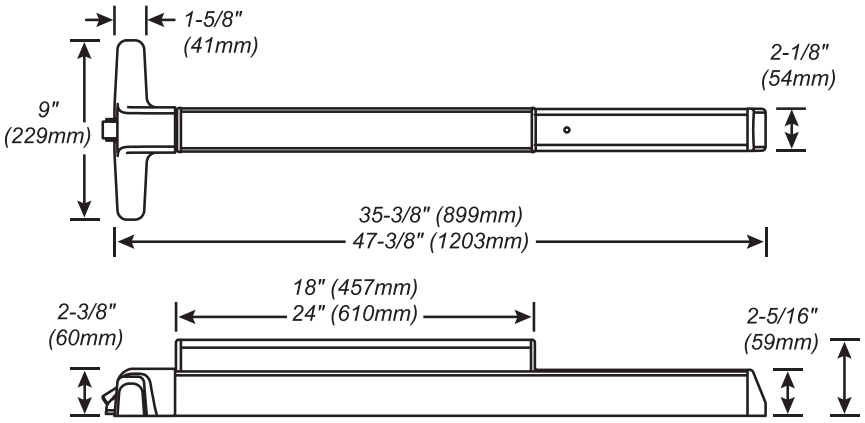

Neutral: *3-13/16" (97mm)*
Depressed: *3-1/16" (78mm)*

© 2024 Allegion plc
015808, Rev. 01/24

VON DUPRIN®

78 Series

Exit Device



OVERVIEW

Mid-Priced, But Beyond Expectations

Enjoy the quality and trust you expect from Von Duprin at a mid-price option. Von Duprin 70 Series exit devices provide reliable performance and peace of mind for applications like warehouse, industrial, office, multifamily, retail, and commercial real estate spaces. The 78 series device is a wide-stile device available in a wide range of device types, lever designs, options, and finishes.

Von Duprin's 70 Series also can be configured with the Quiet Electric Latch Retraction (QEL) option, which provides electronic control of an exit device where limited operational noise is desired. Plus, quick shipping is an option for time-sensitive projects.

DEVICE TYPES



Rim device



27 Surface mounted vertical rod device



47 Concealed vertical rod device,
5/8" throw
5/8" top, 1-1/2" bottom throw

FINISHES

605
Bright Brass


606
Satin Brass


612
Satin Bronze


619
Satin Nickel

625
Bright Chrome


626
Satin Chrome


628
Aluminum, Clear
Anodized


630
Satin Stainless


643e
Aged Bronze


710
Dark Brown,
Anodized


711
Matte Black

Due to the many variations in monitors and printers, color samples may appear different than the physical product. Contact your local sales representative for a physical color sample.

TRIM FUNCTIONS



EO
No outside Trim

- Exit only

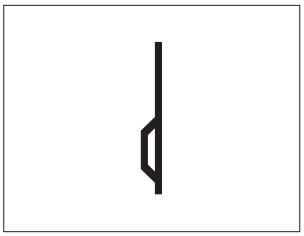

DT
Dummy Trim

- Pull when dogged (not recommended for fire device)

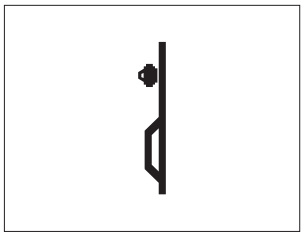

NL
Night latch

- Key retracts latch bolt
- Rim cylinder

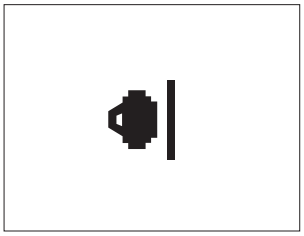

NLOP
Night latch

- Key retracts latch bolt, pull required
- Rim cylinder

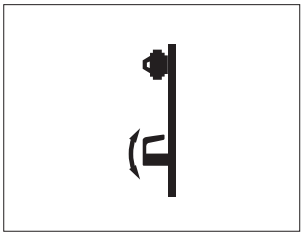

L
Lever

- Key locks and unlocks
- 1-1/4" mortise cylinder
- Handed, reversible lever
- Electrified lever operation available

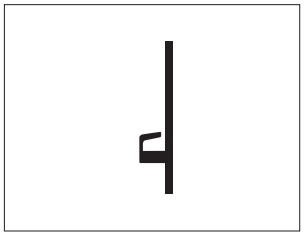

LDT
Lever, dummy trim

- Pull when dogged

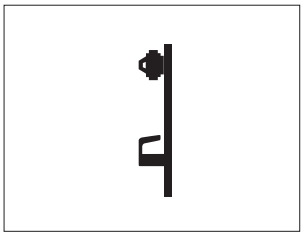

LNL
Lever, night latch

- Key retracts latch bolt
- 1-1/4" mortise cylinder
- Handed, reversible lever

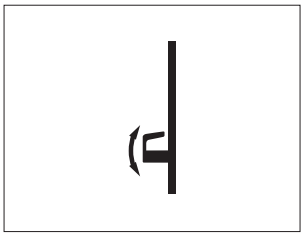

LBE[1]
Lever, blank escutcheon

- Always operable (no cylinder)

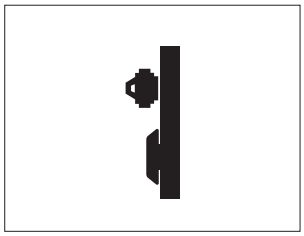

TL
Turn lever

- Key locks and unlocks (use with DT trim)
- 1-1/4" mortise cylinder

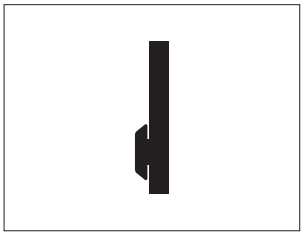

TLBE
Turn lever, blank escutcheon

- Blank escutcheon always operable (no cylinder, use with DT trim)

TRIM STYLES



785 - EO/NL/DT



780 - L/L-BE/L-DT/L-NL



110MD/WD Trim



376T/T-BE



374T/T-BE

Dimensions

Trim Style	Width	Height	Thickness	Projection
785	3"	14-3/16"	3/32"	2"
780	2-3/4"	10-3/4"	27/32"	2-7/8"
376T/T-BE	1-11/16"	7-1/2"	7/8"	2"
374T/T-BE	1-11/16"	7-1/2"	7/8"	2"

LEVER STYLES

Standard Levers



01



02

- Knurling available



03

- Knurling available



05



06

- Default lever
- Suites with Schlage Rhodes
- Knurling available



07

- Suites with Schlage Athens



12

- Handed



16

- Suites with Schlage Omega

Dimensions

Lever	Width	Projection
01	4.0"	2.1"
02	4.75"	2.3"
03	4.75"	2.813"
05	3.75"	2.8"
06	4.7"	2.1"
07	4.6"	2.3"
12	4.3"	2.9"
16	5.05"	2.66"

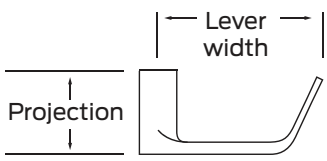

LEVER STYLES

Standard Levers



17

- Suites with Schlage Sparta
- Knurling available



18



Accent (ACC)

- Handed



Asti (AST)

- Handed



Merano (MER)

- Handed



Latitude (LAT)



Longtitude (LON)

Dimensions

Lever	Width	Projection
17	4.7"	2.3"
18	4.75"	2.4"
Accent (ACC)	4.4"	3.1"
Asti (AST)	4.2"	2.5"
Merano (MER)	4.1"	2.5"
Latitude (LAT)	4.6"	2.3"
Longtitude (LON)	4.9"	2.3"

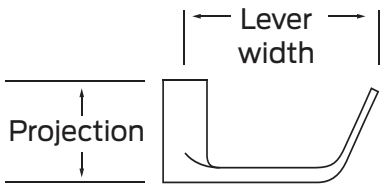

LEVER STYLES

Decorative Levers



M51

- Knurling available



M52

- Knurling available



M53



M54



M55



M56



M57[1]



M61

- Handed



M62[1]

- Handed

Dimensions		
Lever	**Width**	**Projection**
M51	4.5"	2.5"
M52	4.5"	2.4"
M53	4.4"	2.4"
M54	4.4"	2.3"
M55	4.4"	2.7"
M56	4.5"	2.3"
M57	4.5"	2.7"
M61	4.5"	2.7"
M62	4.6"	2.4"

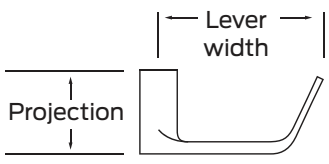

[1] Available in stainless steel substrate only

LEVER STYLES

Decorative Levers



M63

- Handed



M81

- Knurling available



M82



M83



M84



M85

- Handed



ME1[1]

- Handed



ME2[1]

- Handed



ME3[1]

Dimensions		
Lever	**Width**	**Projection**
M63	4.6"	2.6"
M81	4.8"	2.5"
M82	4.9"	2.5"
M83	4.7"	2.25"
M84	5.1"	2.2"
M85	4.9"	2.7"
ME1	5.4"	2.6"
ME2	5.2"	2.4"
ME3	5"	2.8"

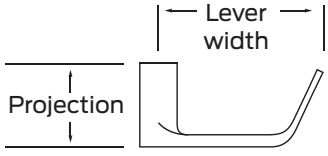

[1] Designed with Gensler as product design consultant

ELECTROMECHANICAL OPTIONS

Switches	
LX	**Latch bolt Monitoring**
	• Signals use of an opening • SPDT switch to monitor latch bolt • 2 A maximum @ 24VDC; below 50 mA @ 24VDC for low current option
RX	**Request to Exit**
	• Signals use of an opening • SPDT switch to monitor pushpad • 2 A maximum @ 24VDC; below 50 mA @ 24VDC for low current option

Miscellaneous	
ALK	**Alarm Exit Kit**
	• Unauthorized opening triggers 85-decibel horn • Set in armed or disarmed mode by key • Assembly includes both a 24VDC input and external inhibit
CON	**Allegion Connect**
	• Common connectors to connect various door hardware all the way to the power supply
E-780L	**Electric Locking and Unlocking Trim**
	• Remains latched while unlocked • Voltage: 24VDC (Continuous Duty) • Current: 0.4 amps

Latch Retraction	
QEL	**Quiet Electric Latch Retraction**
	• Bolt retraction via switch • Converts exit door to push-pull operation • Voltage: 24VDC • Current: 1.0 A inrush (0.5 sec.) / 0.14 A holding

MECHANICAL OPTIONS

Dogging	
CD	Cylinder dogging, panic only
HD	Hex dogging, panic only
LD	Less dogging
QEL	QEL options available

Weatherized	
WH	**Weep Holes**
	• Drainage (weep) holes in mechanism case

California Code	
AX	**Accessible Device**
	• UL certified to meet new 5 lb. maximum operating force requirement
	• Exceeds ANSI/BHMA requirements

DEVICE OPTIONS MATRIX

Matrix shows available options per device type, but does not represent compatibly across multiple options.

	Mechanical Options							E-Options					
	CD	**HD**	**LD**	**WH**	**AX**	**LBR**	**F-LBR/ AFL**	**LX**	**RX**	**QEL**	**ALK**	**CON**	**E-TRIM**
78-R	●	●	●	●	●			●	●	●	●	●	●
78-R-F				●	●			●	●	●	●	●	●
7827	●	●	●	●	●	●		●	●	●	●	●	●
7827-F				●	●		●	●	●	●	●	●	●
7847	●	●	●	●		●		●	●	●	●	●	●
7847-F				●			●	●	●	●	●	●	●

LBR

SPECIFICATIONS

Accessibility	• Force to depress push pad
	  • AX device: 5 lbs
	  • Standard device: 15 lbs
	• Push pad projection
	  • Neutral: 3-13/16" (97mm)
	  • Depressed: 3-1/16" (78mm)

Certifications/Approvals	All Von Duprin 78 exit devices are ANSI/BHMA Certified. Please refer to the BHMA Certified Products Directory for specific listings.
Mounting Height	39-13/16" (1011mm) 39-11/16" (1008mm) with mullion
Warranty	36 months from the date of placing the product in operation

DIMENSIONS

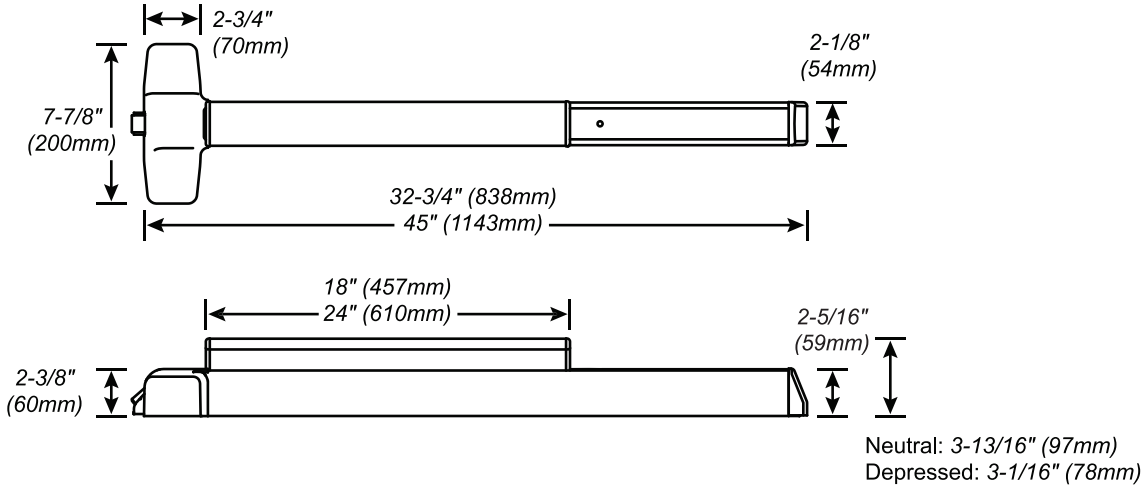

© 2024 Allegion plc
015807, Rev. 01/24

4040XP Series

Surface Mounted Closer



OVERVIEW

The 4040XP Series is LCN's most popular door closer—and for good reason.

When it comes to heavy-duty, no other closer is like the LCN® 4040XP. Durable, non-handed, and filled with our all-weather Liquid X hydraulic fluid, it's built for the most demanding high-use-and-abuse applications.

Installation and maintenance is made easy, thanks to its intuitive design, on-product diagrams, and a QR code for a landing page full of resources. Installers and service technicians can do their job confidently—ultimately, maximizing the life of the product.

As a universal closer, the 4040XP fits a wide variety of applications, easing inventory headaches and serving as the closer for all your high use openings.

And it all comes with LCN's roster of expert support staff, based in Princeton, IL. For questions on applications, installations, technical descriptions, or parts, we've seen it before and we're here to help.

FEATURES & BENEFITS

- ANSI/BHMA A156.4 Grade 1 rated and meets ADA reduced force opening requirement
- cUL listed and UL listed for self-closing doors without hold-open
- Cast iron cylinder for rugged performance, longer life, and maximum control
- Single-piece, heat-treated, forged steel arms engineered to withstand bending and breaking
- Captured, full complement bearings for consistent force distribution to reduce potential leaks
- Patented snap-fit cover for an improved retention fit that better protects the closer
- Positive stop reg valves eliminate leaking from unintentional over-adjustments
- LCN Green Dial provides intuitive graphics to aid adjustments

CYLINDER

4040XP-3071

Cast Iron Cylinder Assembly

Handing	Sizing
Non-handed	Adjustable spring size 1–6, includes LCN Green Dial

Available Cylinder Options	
DEL	Delayed action cylinder



ADJUSTMENTS

- LCN Green Dial provides a visual reference of the spring power setting, taking the guesswork out of spring power adjustments.
- Additional adjustments can be made to the back check, main, and latch regulation valves which are labeled for easy identification.
  - Note: Labels correspond to a diagram with door swing zones located on the closer body.
- A patented positive stop feature on all regulation valves. The improved staking feature prevents the screw from being backed out and causing accidental damage to the product.
  - The patented regulation valve indicators provide visual color indicators of how far a screw is backed out—the more visible the component, the faster the speed.
  - This makes adjustments simpler and more intuitive.
- QR code that provides on-the-spot access to interactive installation and maintenance instructions and tech support.

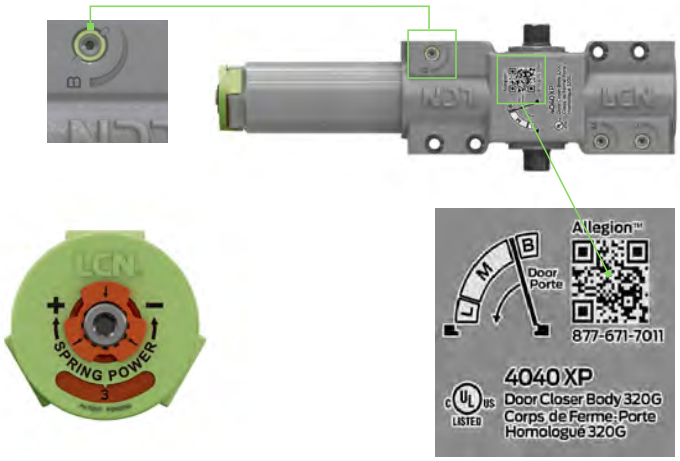

MOUNTING

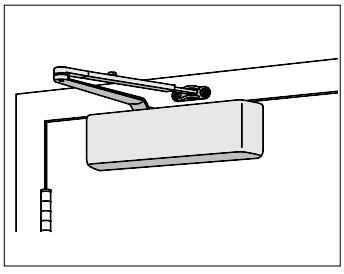

Hinge (Pull Side)

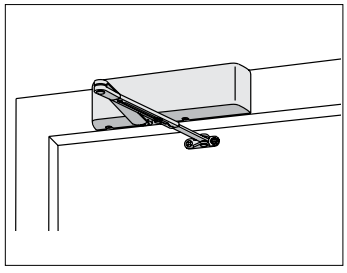

Top Jamb (Push Side)

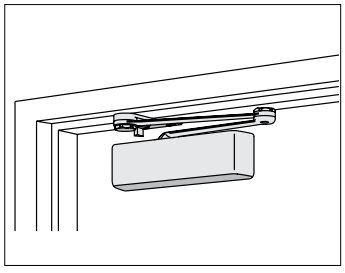

Parallel Arm (Push Side)

FINISHES

Powder Coat Finishes


622
Matte Black

689
Aluminum


690
Statuary Bronze


691
Light Bronze


693
Black


695
Dark Bronze


696
Brass

150+ additional custom colors available using the RAL numbering system

Metal Plated Finishes

632
Bright Brass


633
Satin Brass


639
Satin Bronze


616
Satin Bronze, Blackened


646
Satin Nickel

651
Bright Chrome


652
Satin Chrome

Available Finish Options	
MTLPC	Brite metallic: Custom powder coat finish,which resembles that of 651 or 652 plated finish.
SRI	For installations where a higher level of protection against weather conditions, or the effects of a potentially corrosive atmosphere is required, LCN offers a special rust inhibiting (SRI) process. Ferrous metal components receive an SRI pretreatment and a standard powder coat finish of your choice, or a custom powder coat finish for a nominal additional cost. Closers treated with the SRI process exceed the 100 hour protection level available with standard LCN powder coated finishes.

ARMS



4040XP-3077
Regular Arm (REGARM)

- Non-handed
- Mounts pull side or top jamb with shallow reveal P4041 closer includes PA shoe, 4040XP-62PA required for parallel arm mounting



4040XP-3077L
Long Arm (LONG)

- Non-handed
- Includes long rod and shoe, 4040XP-79LR for top jamb mount
- Optional



4040XP-3077ELR
Extra Long Arm (XLONG)

- Non-handed
- Includes extra long rod and shoe, 4040XP-79ELR for top jamb mount with deep reveal
- Optional



4040XP-3049
Hold Open Arm (H)

- Non-handed
- Mounts pull side or top jamb with shallow reveal, hold open adjustable shoe
- 4040XP closer includes 4040XP-62PA shoe required for parallel arm mounting
- Optional



4040XP-3049L
Hold Open Long Arm (HLONG)

- Non-handed
- Includes long head and tube, 4040XP-3048L for top jamb mount
- Optional



4040XP-3077EDA
Extra Duty Arm (EDA)

- Non-handed
- Features forged, solid steel main and forearm for potentially abusive installations
- Optional



4040XP-3049EDA
Hold Open Extra Duty Arm (HEDA)

- Handed
- Parallel arm features forged, solid steel main and forearm for potentially abusive installations
- Hold open function is adjusted at the shoe
- Optional



4040XP-3077EDA/62G
Extra Duty Arm with 62G Thick Hub Shoe (EDAW62G)

- Non-handed
- Features forged, solid steel main and forearm for potentially abusive installations
- 62G shoe provides additional blade stop clearance
- Optional



4040XP-3049EDA/62G
Hold Open Extra Duty Arm with 62G Thick Hub Shoe (HEDA62G)

- Handed
- Features forged, solid steel main and forearm for potentially abusive installations
- 62G shoe provides additional blade stop clearance; hold open function is adjusted at the shoe
- Optional



4040XP-3077CNS
Cush-n-Stop Arm (CUSH)

- Non-handed
- Features solid forged steel main arm and forearm with stop in soffit shoe.
- Optional



4040XP-3049CNS
Hold Open Cush-n-Stop Arm (HCUSH)

- Non-handed
- Hold open function with templated stop/hold open points
- Handle controls hold open function
- Optional



4040XP-3077SCNS
Spring Cush-n-Stop Arm (SCUSH)

- Non-handed
- For potentially abusive applications features solid forged steel main arm and forearm with spring loaded stop in the soffit shoe
- Optional



4040XP-3049SCNS
Spring Hold Open Cush-n-Stop Arm (SHCUSH)

- Non-handed
- For potentially abusive applications features solid forged steel main arm and forearm with spring loaded stop in the soffit shoe
- Handle controls hold open function
- Optional

COVERS

Standard Cover



Front view



Back view

4040XP-72
Plastic Cover (PC)

- Non-handed
- Includes 4040XP-54 snap-on cover clip
- Snap-fit cover with patented retention fit

Optional Cover



4040XP-72MC
Metal Cover (MC)

- Handed
- Required for plated finishes and custom powder coat finishes
- Optional

INSTALLATION ACCESSORIES



4040XP-18
Plate

- Required for hinge side mount where top rail is less than 3-3/4" (95 mm)
- Requires minimum 2" (51 mm) minimum top rail



4040XP-18G
Plate

- Locates top jamb mounted closer flush with top of head frame face in flush ceiling condition
- Requires 1-3/4" (44 mm) minimum head frame



4040XP-18TJ
Plate

- Centers top jamb mounted closer vertically on head frame where face is less than 3-1/2" (89 mm). Plate requires 1-3/4" (44 mm) minimum head frame



4040XP-18PA
Plate

- Required for parallel arm mounting where top rail is less than 5-1/2" (140 mm), measured from the stop
- Requires 2" (51 mm) minimum top rail



4040XP-62PA
PA Shoe

- Required for parallel arm mounting



4040XP-30
CUSH Shoe Support

- Provides anchorage for fifth screw used with CUSH arms, where reveal is less than 3-1/16" (78 mm)
- Optional



4040XP-61
Blade Stop Spacer

- Required to lower parallel arm shoe to clear 1/2" (13 mm) blade stop
- Optional



4040XP-419
PA Flush Panel Adapter

- Provides horizontal mounting surface for parallel arm shoe on single rabbeted or flush frame
- Optional



4040XP-62A
Auxiliary Shoe

- Requires a top rail of 7" (178 mm)
- Shoe replaces -62PA for parallel arm mounting of regular arm with overhead holder/stop
- Optional



4040XP-54
Snap-On Cover Clip

- Used to secure 4040XP-72 plastic cover to cylinder body

FASTENERS

Self-reaming and tapping screws included standard

Fastener Pack Options	
TBSRT	TB[1] with self-reaming and tapping screws
WMS	Wood and machine screw
TBWMS	TB[1], wood and machine screw
TORX	TORX machine screw
TBTRX	TB[1] and TORX machine screw

[1]Specify door thickness if other than 1-3/4"

DIMENSIONS AND MOUNTING

Hinge (Pull) Side Mounting

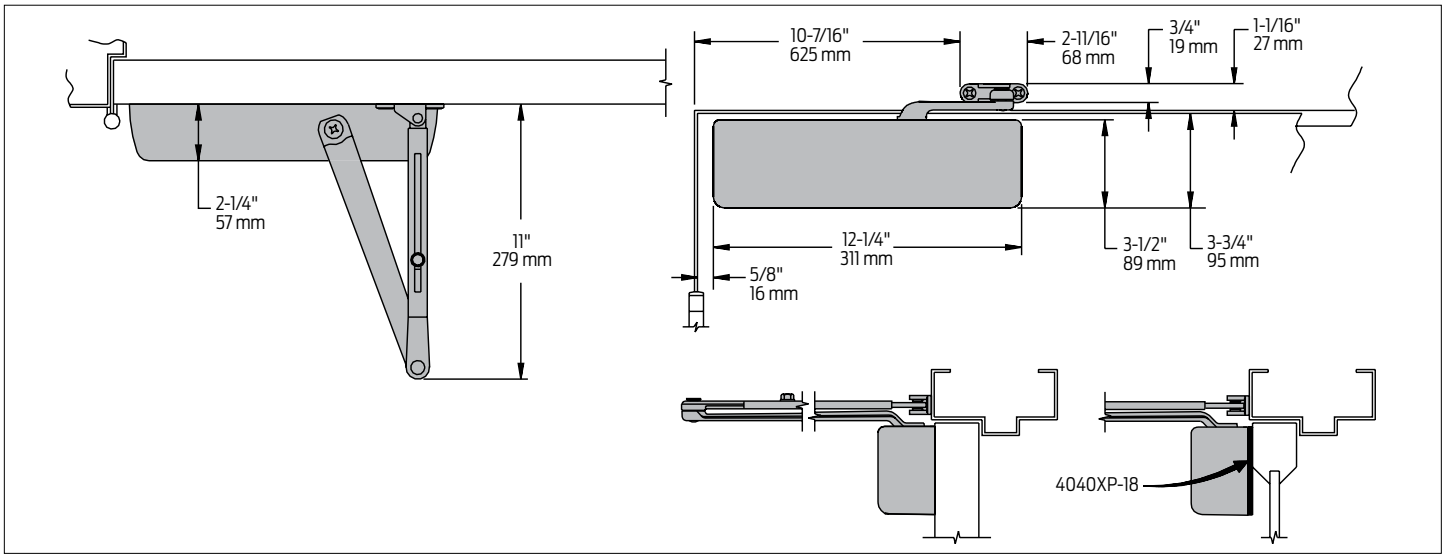

Top Jamb (Push Side) Mounting

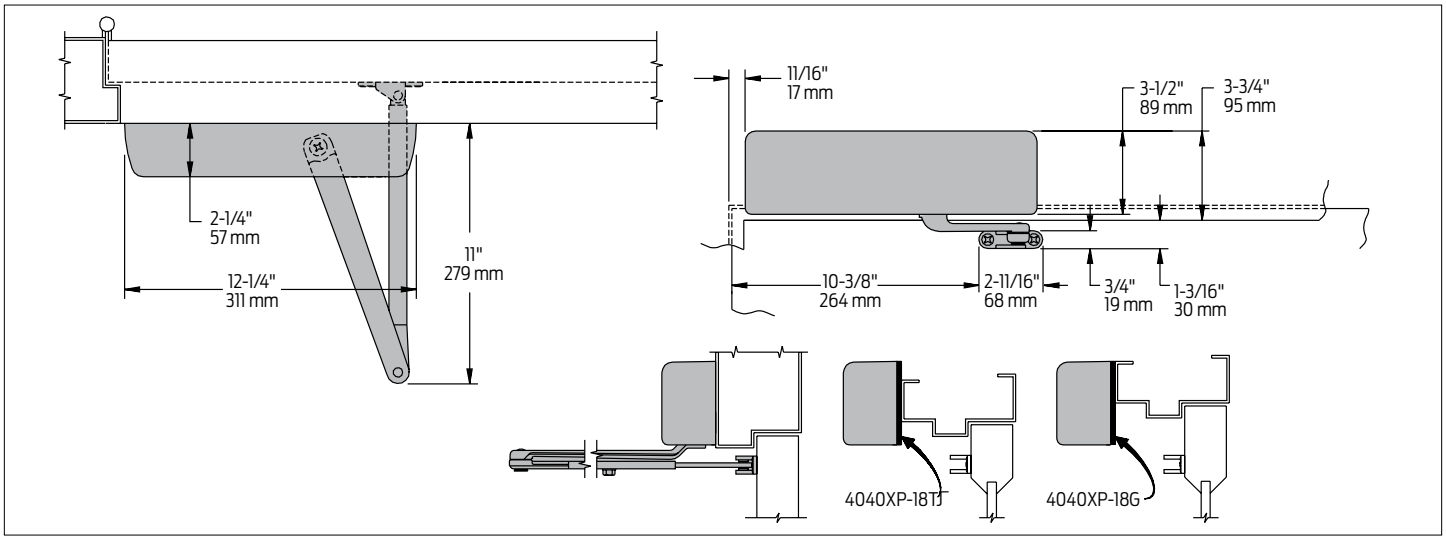

DIMENSIONS AND MOUNTING

Parallel Arm (Push Side) Mounting

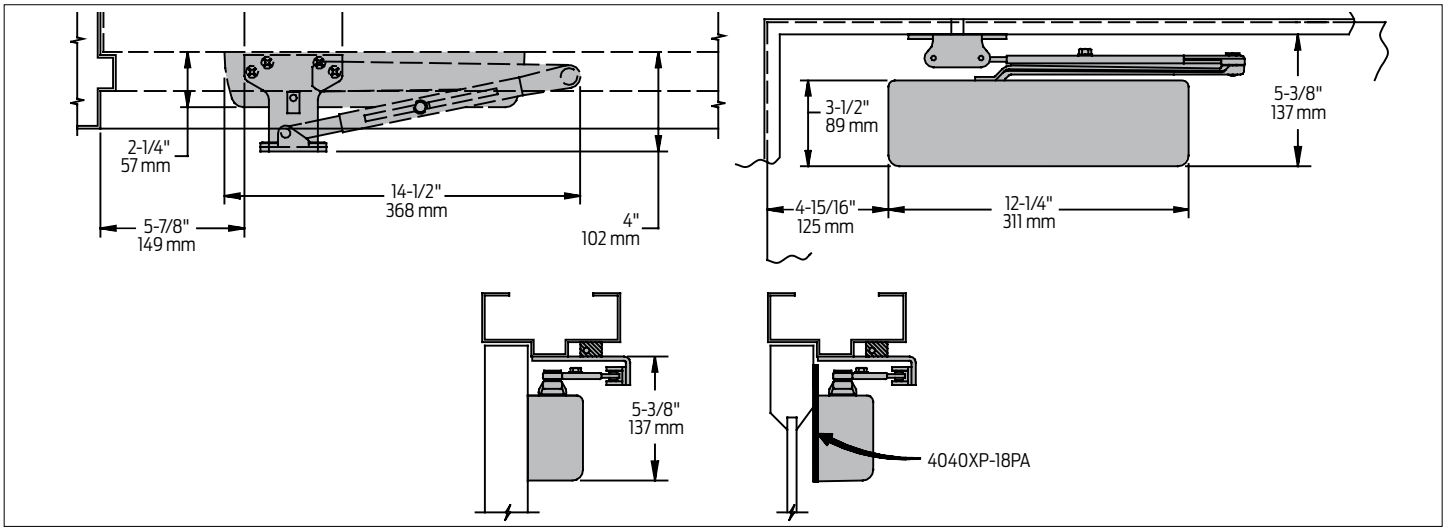

EDA Mount

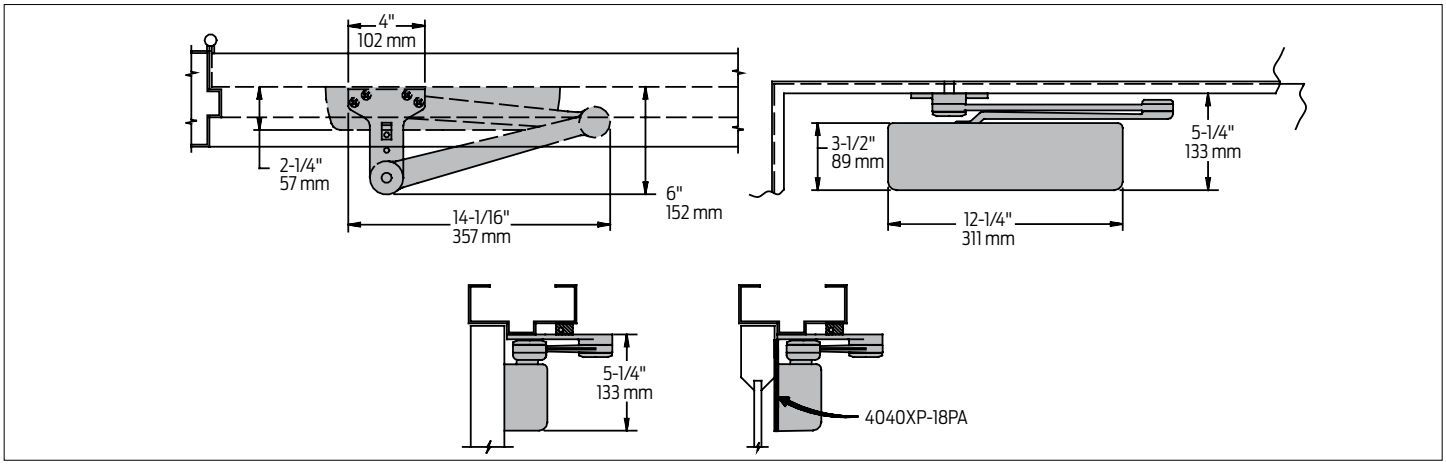

CUSH Mount

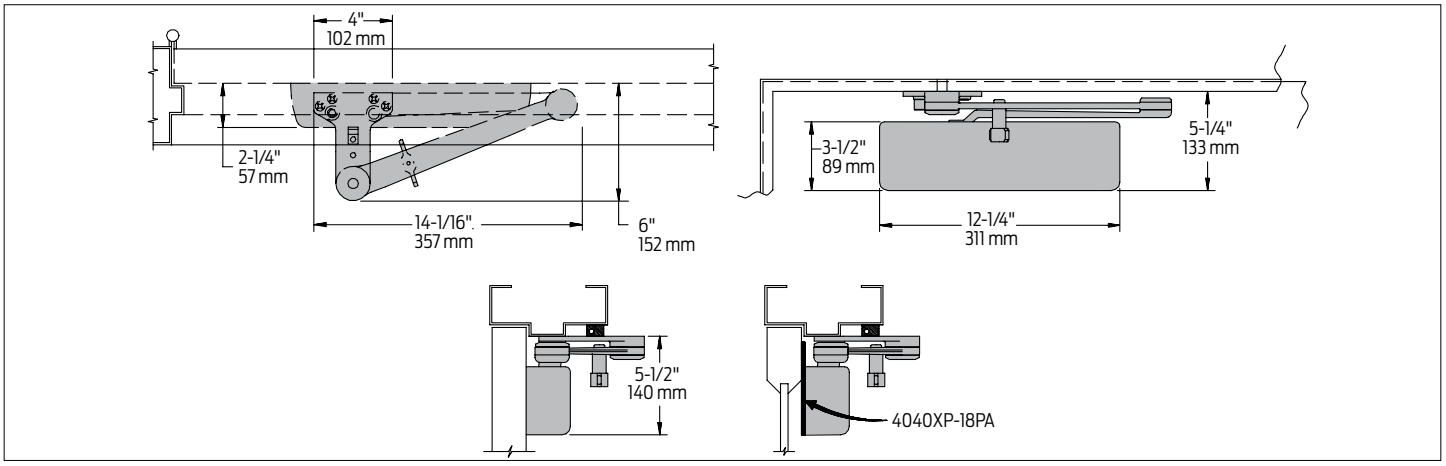

SPECIFICATIONS

Accessibility	Available with less than 5.0 lbs. opening force on 36" door
Certifications/ approvals	• Grade 1 – ANSI A156.4 • UL 10C • Meets BAA (Buy America Act) and BABA (Build America Buy America)
Degree of operation	Hinge (pull) side Max opening: 120° Hold open: 90–120° Top jamb (push side) mount Max opening: 120° Hold open: 85–120° Parallel arm with 62PA Max opening: 180° Hold open: 180° EDA Max opening: 180° Hold open: 180° Cush and spring cush Max opening: 110° Hold open: 110°
Environmental conditions	• Approved for interior use • Approved for exterior use (SRI coated only) • LCN's all-weather Liquid X hydraulic fluid performs to temperature ranges from 120°F (49°C) to -30°F (-35°C) • LCN's powder coat finish surpasses 100 hours of salt spray which is over four times the ANSI standard for corrosion resistance.
Warranty	30 years
Standard features	**Quality and Durability** • Cast iron cylinder for rugged performance • Single-piece, heat-treated forged steel arms to withstand greater forces • Heat-treated 1-1/2" diameter piston for extra hardness and strength • Double heat-treated steel pinion 11/16" journal diameter for greater wear-resistance
Certifications/ approvals	• Grade 1 – ANSI A156.4 • UL 10C • Meets BAA (Buy America Act) and BABA (Build America Buy America)

Standard features	• Full complement bearings with minimum 0.5" height to help withstand abuse • All-weather Liquid X fluid for consistent performance through every season • Non-PRV (pressure relief valve) design to minimize risk of property damage, injury, increased maintenance, and liability exposure • Snap-on cover with patented retention improvement to protect the products • Powder coat finish that lasts longer than spray lacquer • 30-year warranty **Ease of Installation and Adjustment** • Tight tolerances in manufacturing for accuracy and precision • LCN Green Dial to take the guesswork out of spring force adjustments • Peel-n-stick template for quick and accurate installation • Patented positive stop to prevent the screw from being backed out • Patented regulation valve indicators for visual color indicators • Independent speed adjustments for greater door control • Graphic visuals and indicators to make adjustments faster, easier, and consistent • QR code for on-the-spot access to interactive instructions and tech support **Flexibility** • Universal non-handed design • Full ranges of mounts • Adjustable spring sizes 1–6

© 2025 Allegion plc
013110, Rev. 05/25

LCN®

Surface mounted closer

4110 Series



Overview

The 4110 is LCN's best performing heavy duty closer with an adjustable spring and possible hold-open point beyond 140 degrees, meeting ADA requirements. Backed by a 30 year warranty, the cast iron body and all weather fluid offer versatility in high traffic applications.

Cylinder

4111(6)-3071
Cast iron cylinder assembly

Handing
Handed

Sizing
Adjustable spring size 1-5, or sized 6
Includes patented Green Dial
- 4111 (adjustable from size 1 to 5)
- 4116 (Size 6; DEL, SHCUSH or HCUSH arm not available)

Available cylinder options

DEL	Delayed action cylinder
AVB	Advanced variable backcheck

Mounting

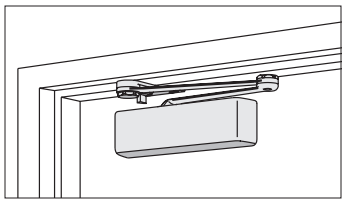

Parallel arm (push side)

ALLEGION™

Finishes

Powder coat finishes

689
Aluminum

690
Statuary Bronze

691
Light Bronze

693
Black

695
Dark Bronze

696
Brass

150+ additional custom colors available using the RAL numbering system

Metal plated finishes

632
Bright Brass

633
Satin Brass

639
Satin Bronze

616
Satin Bronze, Blackened

646
Satin Nickel

651
Bright Chrome

652
Satin Chrome

Available finish options

MTLPC	Brite metallic: Custom powder coat finish, which resembles that of 651 or 652 plated finish.
SRI	For installations where a higher level of protection against weather conditions, or the effects of a potentially corrosive atmosphere is required, LCN offers a special rust inhibiting (SRI) process. Ferrous metal components receive an SRI pretreatment and a standard powder coat finish of your choice, or a custom powder coat finish for a nominal additional cost. Closers treated with the SRI process exceed the 100 hour protection level available with standard LCN powder coated finishes.

Covers

Standard cover



4110-72
Plastic cover
- Non-handed
- Standard

Optional cover



4110-72MC
Metal cover
- Handed
- Required for plated finishes and custom powder coat finishes
- Optional

Arms



4110-3049EDA
Hold-open arm
- Handed
- Optional
- Provides hold-open function, adjustable at shoe



4110-3049FL
Fusible link arm
- Handed
- Releases hold-open function adjustable at shoe when exposed to temperatures above 165º F
- Optional
- NOTE: Check local codes before specifying FL arms. NOT A life safety product!



4110-3077CNS
Cush-N-Stop arm
- Non-handed
- Features solid forged steel main arm and forearm with built-in stop in soffit shoe



4110-3077EDA
Extra duty arm
- Non-handed
- Features forged, solid steel main and forearm for potentially abusive installations



4110-3077EDA/ 62G
Extra duty arm
- Non-handed
- Features forged, solid steel main and forearm for potentially abusive installations
- Optional 4110-62G thick hub shoe for blade stop clearance



4110-3049CNS
HCUSH arm
- Non-handed
- Provides hold-open function with templated stop/ hold-open points.
- Handle controls hold-open function



4110-3077SCNS
Spring CUSH arm
- Non-handed
- For abusive applications features solid forged steel main arm and forearm with spring loaded stop in the soffit shoe
- Optional



4110-3049SCNS
Spring HCUSH arm
- Non-handed
- For abusive applications features solid forged steel main arm and forearm with spring loaded stop in the soffit shoe
- Handle controls hold-open function
- Optional

Installation accessories



4110-18
Plate
- Required for push side mount where top rail is less than 5 1/8″ (130 mm), measured from the stop
- Requires minimum 2″ (51 mm) minimum top rail



4110-30
CUSH shoe support
- Provides anchorage for fifth screw used with CUSH arm, where reveal is less than 3 1/16″ (78 mm)



4110-61
Blade stop spacer
- Lowers parallel arm shoe to clear 1/2″ (13 mm) blade stop



4110-419
PA flush panel adapter
- Provides horizontal mounting surface for CUSH shoe on single rabetted or flush frame

Fasteners

Self-reaming and tapping screws included standard

Fastener pack options

TBSRT	TB[1] with self-reaming and tapping screws
WMS	Wood and machine screw
TBWMS	TB[1], wood and machine screw
TORX	TORX machine screw
TBTRX	TB[1] and TORX machine screw

1 Specify door thickness if other than 1 3/4"

Dimensions and mounting

Parallel arm (push side) mounting

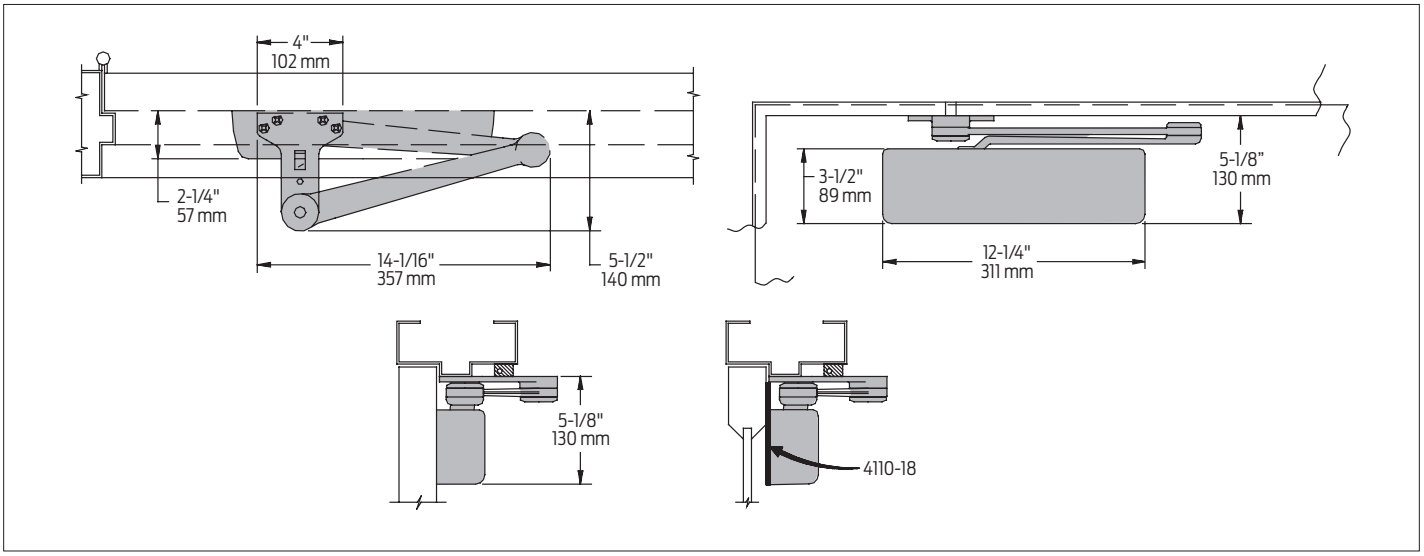

Specifications

Accessibility	Available with less than 5.0 lbs. opening force on 36" door
Certifications/ approvals	▪ Grade 1 - ANSI A156.4 ▪ UL 10C ▪ Meets BAA - Buy American Act
Degree of operation	EDA Max opening: 180° Hold open: 180° Cush Max opening: 110° Hold open: 110°
Environmental conditions	▪ Approved for interior use ▪ Approved for exterior use (SRI coated only) ▪ LCN's standard all weather fluid performs to temperature ranges from 120°F (49°C) to -30°F (-35°C) ▪ LCN's powder coat finish surpasses 100 hours of salt spray which is over four times the ANSI standard for corrosion resistance.
Warranty	30 years
Standard features	▪ Cast iron body ▪ Full complement bearing ▪ 1 1/2" diameter piston ▪ 11/16" diameter double heat treated pinion journal

© 2020 Allegion
013108, Rev. 1/2020
www.allegion.com/us

ALLEGION™

Types of protection plates



Mop plates

- Protect the bottom of the pull side of door subject to cleaning and mopping procedures.
- Size Ranges: 4” to 6” high, 22” to 48” wide



Kick plates

- Protect the bottom of the push side of doors subject to scuffing from foot traffic.
- Recommended for all doors subject to normal use (especially doors using a closer).
- Size Ranges: 8” to 24” high, 22” to 48” wide

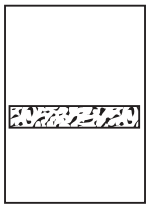

Stretcher plates

- Protect doors at specific areas where consistent contact is made by stretchers, service carts or other equipment.
- Usually applied to push side of doors.
- Specify “B4E” Option for beveled edges.
- Size Ranges: 6” to 8” high, 22” to 48” wide



Armor plates

- Protect lower half of doors from abuse by hard carts, trucks and rough usage.
- Usually applied to push side of single doors and both sides of double acting doors.
- Size Ranges: 26” to 48” high, 22” to 48” wide

8400 Commercial protection plates
8402 UL Commercial protection plates

- Door protection plates are available in .050" thick brass, stainless steel or aluminum; and 1/8" thick high impact polyethylene in clear or black.
- All plates, metal and plastic, come standard with four beveled edges and countersunk mounting holes (B-CS).
- Protection plates must be ordered in 1/2" increments. Available in other sizes, consult customer service
- *For 8402 UL Plates, UL mark appears in upper right corner. Not available on plastic protection plates.*

Certifications
- Meets ANSI A156.6 for J301
- UL protection plates certified to UL10C

Mounting
- Standard mounting package, 16 per pack
  - #6 X 5/8 oval head screws
- Optional TEK/TORX package, specify TK-TX
  - #6 X 5/8 Self-drilling, Self-tapping screws
  - #6 X 5/8 Torx screws

Finishes
- Aluminum 5005 Series, Brass C26800 Series, Stainless Steel 300 Series, Plastic

BHMA	Description	Substrate	Finish	Max sizes
605	Bright Brass	Brass	US3	24"X48"
606	Satin Brass	Brass	US4	24"X48"
612	Satin Bronze	Brass	US10	24"X48"
613	Oil rubbed Bronze	Brass	US10B	36"X48"
619	Satin Nickel	Brass	US15	24"X48"
625	Bright Chrome	Brass	US26	36"X48"
626	Satin Chrome	Brass	US26D	24"X48"
628	Satin Aluminium	Aluminium	US28	48"X48"
629	Bright Stainless Steel	Stainless Steel	US32	48"X48"
630	Satin Stainless Steel	Stainless Steel	US32D	48"X48"
654	Satin Stainless Steel	Stainless Steel	US32D	48"X48"
BLK	Matte black	Stainless Steel	BLK	24"X48"
P-BLK	Black	Plastic	P-BLK	48"X48"
CLR	Clear	Plastic	CLR	48"X48"

Number of screw packs required by plate size (specify TEK Screws or TORK screws)

	22"-25"	26"-33"	34"-41"	42"-48"
4"-8"	1	1	1	1
9"-16"	1	1	1	1
17"-24"	1	1	1	2
25"-32"	1	1	2	2
33"-40"	1	2	2	2
41"-48"	2	2	2	2

- Custom finishes are available as engineering special, consult customer service.

Available options
- Specify B-NH for no mounting holes. (Not available on 8402. Available only with US32D, US32, US3, US4, US28, Clear, Black only)
- Specify B-NHA for no mounting holes with adhesive.
- Specify ERS prepped with extra row of screws.
- Special Cut-outs are available as engineering special, consult customer service.

Available accessory
- Gasket tape kit tape is recommended when using a brass plate on a metal door to reduce tarnishing from electrolytic oxidation. One tape pack will cover an the perimeters of a 8" x 34" kickplate. Order 8401 gasket tape.





WS401CCV & WS402CCV

WS401/402CVX (Convex) wall bumpers
WS401/402CCV (Concave) wall bumpers

- Constructed in heavy-duty cast brass
- Special retainer ring makes rubber tamper resistant
- Grey rubber bumper
- WS401/402CVX – convex rubber bumper, packed with fasteners for drywall/wood applications
- WS401/402CCV – concave rubber bumper which avoids damage to locks with projecting buttons, packed with fasteners for drywall/wood applications

Certifications

- WS401/402CVX Meets ANSI/BHMA 156.16, L12101
- WS401/402CCV Meets ANSI/BHMA 156.16, L12251

Material substrate

- Made from cast brass

Dimensions

- Base diameter: 2-1/2"
- Base thickness: 3/8"
- Overall projection: 1"

Finishes - Brass

BHMA	Description	Substrate	Finish
605	Bright brass	Brass	US3
606	Satin brass	Brass	US4
612	Satin bronze	Brass	US10
613	Oil rubbed bronze	Brass	US10B
619	Satin nickel	Brass	US15
625	Bright chrome	Brass	US26
626	Satin chrome	Brass	US26D

For other colors, consult factory.



WS404CVX (Convex) wall bumpers

- Compact size
- Constructed in cast brass
- Totally concealed mounting discourages vandalism or tampering
- Unit furnished with grey convex rubber bumper
- Packed with fasteners for drywall/wood applications

Material substrate

- Made from cast brass

Dimensions

- Base diameter: 1"
- Overall projection: 17/32"

Finishes - Brass

BHMA	Description	Substrate	Finish
605	Bright brass	Brass	US3
606	Satin brass	Brass	US4
609	Blackened brass	Brass	US5
612	Satin bronze	Brass	US10
613	Oil rubbed bronze	Brass	US10B
619	Satin nickel	Brass	US15
622	Matte black	Brass	BLK
625	Bright chrome	Brass	US26
626	Satin chrome	Brass	US26D
---	Aged bronze	Brass	643e/716

For other colors, consult factory.



WS406CVX & WS407CVX

WS406/407CVX (Convex) wall bumpers
WS406/407CCV (Concave) wall bumpers

- Constructed in sturdy yet economical wrought base of brass or stainless steel construction
- Feature concealed tamper-proof mounting
- Shipped factory preassembled backplate to reduce installation cost
- Easy installation by inserting screwdriver through small hole in rubber
- WS406/407CVX – convex rubber bumper, packed with fasteners for drywall/wood applications
- WS406/407CCV – concave rubber bumper which avoids damage to locks with projecting buttons, packed with fasteners for drywall/wood applications

Certifications

- WS406/407CVX Meets ANSI/BHMA 156.16, L22201 for brass and L52201 for stainless steel
- WS406/407CCV Meets ANSI/BHMA 156.16, L22251 for brass and L52251 for stainless steel

Material substrate

- Made from brass and stainless steel

Dimensions

- Base diameter: 2-1/2"
- Base thickness: 3/8"
- Overall projection: 1"

Finishes - Brass

BHMA	Description	Substrate	Finish
605	Bright brass	Brass	US3
606	Satin brass	Brass	US4
609	Blackened brass	Brass	US5
612	Satin bronze	Brass	US10
613	Oil rubbed bronze	Brass	US10B
619	Satin nickel	Brass	US15
622	Matte black	Brass	BLK
625	Bright chrome	Brass	US26
626	Satin chrome	Brass	US26D
---	Aged bronze	Brass	643e/716

Finishes - Stainless steel

BHMA	Description	Substrate	Finish
630	Stainless steel	Stainless steel	US32D

For other colors, consult factory.



411R-W Wall bumper - adhesive

- Adhesive-backed wall door stop for use on clean, smooth, flat surfaces only
- Non-marring white rubber
- Concave design permits knob to strike stop without damaging or engaging lock mechanism

Material substrate

- Made from rubber

Dimensions

- Base diameter: 1-7/8"
- Base thickness: 3/8"
- Overall projection: 1-1/16"

Finishes

BHMA	Description	Substrate	Finish
---	White	Rubber	R-W



63 Flexible door stops

- Utilizes heavy gauge spring to maintain rigid protections
- Simple to install - only a screwdriver required
- Packed disassembled for quick installation
- White rubber tip
- Packaged with fastener for wood applications

Material substrate
- Made from wrought steel

Available accessory items
- Replaceable white rubber tip available
- Replaceable black rubber tip available

Dimensions
- Base diameter: 1"
- Tip diameter: 9/16"
- Projection: 3"

Finishes

BHMA	Description	Substrate	Finish
631	Matte black	Steel	F-BLK
632	Bright brass	Steel	F3
638	Blackened brass	Steel	F5
---	Aged bronze	Steel	F-643E/716
646	Satin nickel	Steel	F15
651	Bright chrome	Steel	F26
652	Satin chrome	Steel	F26D
---	White	Steel	F-W

For other colors, consult factory.



64 Base door stop

- Base door stop features deluxe one-piece styling
- Easily screws into base
- Designed with hexagonal head to accommodate wrench or pliers when installing
- White rubber tip
- Packaged with fastener for wood applications

Material substrate
- Made from solid brass or aluminum

Available accessory items
- Replaceable white rubber tip available
- Replaceable black rubber tip available

Dimensions
- Base diameter: 1"
- Tip diameter: 9/16"
- Projection: 3-1/4"

Finishes - Brass

BHMA	Description	Substrate	Finish
605	Bright brass	Brass	B3
606	Satin brass	Brass	B4
609	Blackened brass	Brass	B5
612	Satin bronze	Brass	B10
613	Oil rubbed bronze	Brass	B10B
619	Satin nickel	Brass	B15
622	Matte black	Brass	B-BLK
625	Bright chrome	Brass	B26
626	Satin chrome	Brass	B26D
---	Aged bronze	Brass	B-643e/716

Finishes - Aluminum

BHMA	Description	Substrate	Finish
666	Bright brass	Aluminum	A3
703	Oil rubbed bronze	Aluminum	A10B
673	Aluminum clear coat	Aluminum	A92

For other colors, consult factory.



69 Hinge pin door stops

- Economical solution for use on low frequency, light weight, residential 3 1/2 or 4" hinged doors where the installation of a standard door stop or overhead is not desirable
- Adjustable for 70° to 100° Door Openings
- Positive slip proof adjustment
- White non-marring rubber tips
- Removable bushings accommodate 1/4" to 5/16" diameter hinge pins
- Easy installation—only a screwdriver required

Material substrate

- Made from burnished wrought steel

Available accessory items

- Replaceable white rubber tip available

Dimensions

- Base diameter: 1"
- Tip diameter: 9/16"
- Projection: 3-1/4"

Finishes

BHMA	Description	Substrate	Finish
631	Matte black	Steel	F-BLK
632	Bright brass	Steel	F3
638	Blackened brass	Steel	F5
639	Satin bronze	Steel	F10
640	Oil rubbed bronze	Steel	F10B
645	Bright nickel	Steel	F14
---	Aged bronze	Steel	F-643E/716
646	Satin nickel	Steel	F15
647	Bright nickel	Steel	F15A
651	Bright chrome	Steel	F26
652	Satin chrome	Steel	F26D

For other colors, consult factory.

100 Series concealed overhead door holders/stops



100 Series heavy-duty

Glynn-Johnson offers a complete line of overhead door holders and stops, accommodating virtually all openings with solutions for even the most complex door control problems. These concealed holders and stops provide the most attractive and reliable heavy-duty door control available.

Glynn-Johnson 100 Series holders and stops provide the most reliable and versatile concealed overhead door control. They are designed for installation on virtually all types of doors mounted on conventional type butt hinges, pivots, continuous hinges, swing clear hinges and numerous other specialty hinges. When used in conjunction with many surface-applied door closers, 100 Series holders and stops provide the most effective control for entrance doors and vestibule doors of all types, as well as heavy or often used interior doors. Templates provided allow for variable mounting positions, ranging from 85° - 110° of opening.

Five models:

- 100H Series hold-open model
- 100HP Series internal hold-open model
- 100F Series friction hold-open model
- 100S Series stop-only model
- 100SE Series special stop-only model

Six sizes:

- Each model comes in six sizes.
- Simple
- Standardized

Three options:

- ADJ—Adjustable jamb bracket
- CJ—Jamb Bracket for use with LCN 5030 closer
- SOC—Pin-in-socket security screw package

Unmatched convenience:

- Non-handed
- Improved compatibility with door closers
- Single/double-acting doors
- Interior/exterior applications
- Reduced door prep
- Durable
- Improved corrosion resistance
- Function conversion kits are available

Materials and finishes

In heavy gauge brass or 300 Series stainless steel, these models offer the broadest range of finishes in the industry, complementing any design and offering the highest resistance to corrosion. Available in the following finishes:

Finishes	Description
US3	Polished brass
US4	Satin brass
US10	Satin bronze
US10B	Oil rubbed bronze
US32	Polished stainless steel
US32D	Satin stainless steel
SP4	Powder coat brass
SP10	Powder coat bronze
SP28	Powder coat aluminum
SP313	Powder coat dark bronze
SPBLK	Powder coat black

Models

These models provide a wide range of optional features, and are ideal for use on entrance and vestibule doors, large doors, doors opened frequently, or doors subject to abuse. These models are also furnished with an offset-style jamb bracket.

Designed for heavy-duty applications, 100 Series models will provide long-lasting protection to doors, frames, hinges, related hardware and surrounding walls or obstructions.

100H Series hold-open

(Suffix H) The hold-open function should be used where it is desired to hold a door open at a predetermined position for short or long periods of time, permitting an unobstructed traffic flow through the opening.

These models are both selective and adjustable, featuring the most reliable hold-open mechanism available. They feature a control knob which protrudes from the face of the door and turns the hold-open function on or off. Set in the inactive position, the unit acts as a stop and shock absorber. The tension on the hold-open mechanism can be adjusted using an allen wrench to offset air currents or other exterior conditions. The hold-open tension adjustment is located in the bottom of the track in the top of the door.

100HP Series internal hold-open

These models provide a hold-open unit with the hold-open mechanism built into the channel, thus reducing the door prep. The 100HP have a preset hold-open force that is not adjustable. The hold-open feature is not selectable in these units, so the doors are always held open.

100F Series friction hold-open

(Suffix F) Friction hold-open models provide an alternative holding method, ideal for heavy patient room doors, closet doors or similar applications where multiple hold-open positions are desired. The friction tension is adjusted using an allen wrench and an open end wrench. The friction tension adjustment is located on the top of the slider in the channel.

100S Series stop-only

(Suffix S) When the hold-open function is not required, the stop-only function provides the same effective door control minus the hold-open feature. The stop-only model may be used on fire doors.

100SE Series special stop-only

(Suffix SE) When stop-only models are used in conjunction with single point hold-open electronic door closers, they may be ordered without the shock-absorbing mechanism. Used as an auxiliary stop with these closers, they will prolong the life of the closer. The stop location is adjusted using an allen wrench on the stop block located in the channel.

Note: Caution should be taken when using this option in other applications, as the elimination of the shock-absorbing spring can put added stress on the door and frame.

Application Information

UL Classification

The 100 Series stop-only models are classified by Underwriters Laboratories (UL) as miscellaneous fire door accessories. This classification applies to use on either hollow metal fire doors or wood fire doors. Where wood door manufacturer's listing allows for the cutout required for installation, concealed overhead stops may be used on those wood fire doors. These units may be used on doors of any rating. As a reminder, the miscellaneous fire door accessories (GVUX) section is defined by UL as: "Miscellaneous fire door accessories are intended in the individual listings. The accessories have been investigated to determine that when installed in accordance with the manufacturer's instructions, the accessories do not adversely affect the fire rating of the fire door and/or fire door frames."

Dead stop templating

If a wall or similar obstruction is in place at 110º or less opening angle (i.e. doors that open back-to-back), dead stop templating should be used. This includes all hold-open, friction and stop-only models, except when the "SE" option is used. The dead stop position is reached when the shock-absorbing spring is fully compressed, the initial degree of opening will be 5º to 7º less than the dead stop opening.

Example: If the holder is templated to a 100º dead stop, the door will hold open at an angle between 93º and 95º but no further than 100º.

Note: Do not use dead-stop templating on the 100SE Series since there is no shock-absorbing spring.

Environmental considerations

Environmental factors should always be considered when specifying overhead holders and stops. Doors that are positioned on a building's exterior or subject to corrosive conditions should be equipped with a holder constructed primarily of stainless steel or brass materials. For interior applications, steel is acceptable, though brass substrates generally provide a more attractive architectural-grade finish.

Options

Suffix ADJ (adjustable jamb bracket)

An additional option on the 100 Series is the adjustable jamb bracket, which allows the degree of hold-open or stop angle to be adjusted after installation. Suffix "ADJ" is available in all functions, but only in sizes 3, 4, 5 & 6. ADJ jamb bracket requires additional frame prep. The ADJ option cannot be added to an existing unit, it must be factory ordered.

Suffix CJ (closer jamb bracket)

Provides a special jamb bracket needed for 100 Series units used with LCN 5030 closers. These special jamb brackets are handed, so handing will need to be specified when ordering the "CJ" option, CJLH for a left hand door and CJRH for a right hand door. The CJ option cannot be added to an existing unit, it must be factory ordered.

Suffix SOC (Pin-in-socket security screw package)

A screw package with pin-in-socket screws for mounting the jamb bracket to the frame is provided instead of the standard screw package.

100 Series concealed overhead door holders/stops

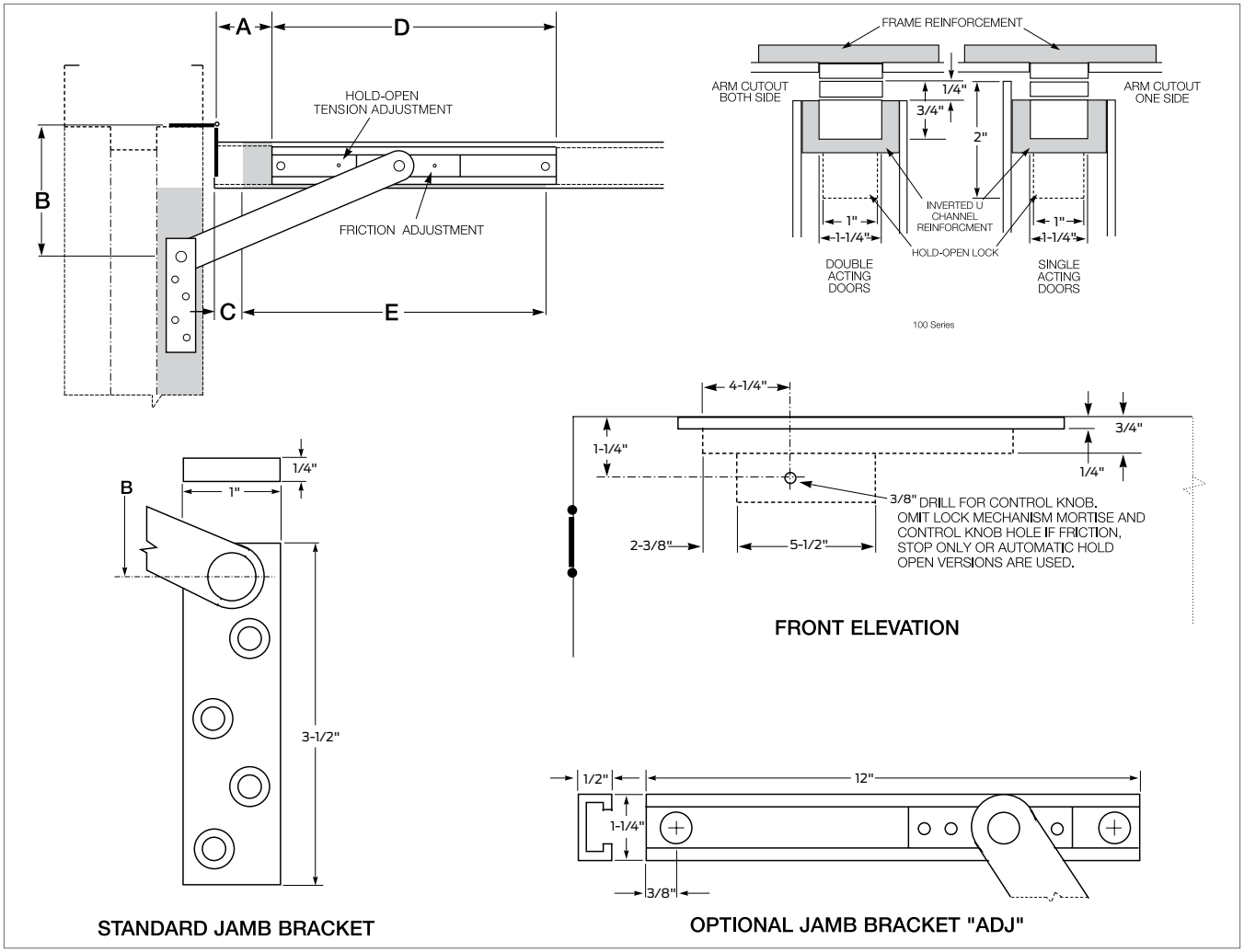

100 Series sizing chart

Butts/offset pivots					Center hung			
Size	Door opening	Stop only	Hold open	Friction	Door opening	Stop only	Hold open	Friction
1	18" - 23"	101S*	101H*	101F*	-	-	-	-
2	23 1/16" - 27"	102S*	102H*	102F*	-	-	-	-
3	27 1/16" - 33"	103S	103H	103F	33 1/16" - 39"	103S	103H	103F
4	33 1/16" - 39"	104S	104H	104F	39 1/16" - 45"	104S	104H	104F
5	39 1/16" - 45"	105S	105H	105F	45 1/16" - 51"	105S	105H	105F
6	45 1/16" - 51"	106S	106H	106F	51 1/16" - 59"	106S	106H	106F

Note: This chart illustrates the most common types of hinging and door opening sizes.
For unusual door details, contact Glynn-Johnson for availability.

* These sizes are not available for use with offset pivots. Also not available with the ADJ option.

* Wood doors with automatic flush bolts or roller latches, consult factory.

BHMA/ANSI, A156.8 & Fed. spec. cross reference

G-J model	BHMA*	Fed. spec.
101-106 H	C01511	1160
101-106 S	C01541	-
101-106 F	C01531	-

* First numeral (0) designates optional material.

To specify:
Brass material, change 0 to 1 (i.e. C11511)
Stainless steel material, change 0 to 5 (i.e. C51511)

BHMA:
All 100 Series models are designed for heavy-duty applications and far exceed BHMA cycle test and force test requirements for Grade 1 holders and stops.

The template information on this page is for reference only and is not intended to serve as an installation template.
For complete dimensional information, refer to Glynn-Johnson template book.

ALLEGION™

ZERO INTERNATIONAL

Door sealing systems

Explore ›

Start
Introduction
Thresholds
Automatic door bottoms
Perimeter seals
Weatherstripping
Intumescent solutions
Sound control solutions
Specialty solutions
Service and support

ALLEGION™

The standard for quality in door sealing hardware

Allegion's Zero International brand is recognized as the standard for quality in door sealing hardware. Our perimeter seals and thresholds are engineered for durability and reliable performance even under the most challenging installation and operating conditions. Our sealing products also support green building applications by promoting heating and cooling efficiency.

The comprehensive Zero product line includes advanced sound-control gasketing and a full array of other specialized sealing systems for doors and windows, as well as intumescent fire and smoke protection systems. We also offer a line of flood barrier shields with proven value for protecting door openings and building contents in flood-prone areas.



Sound trap system



Patented automatic door bottom technology

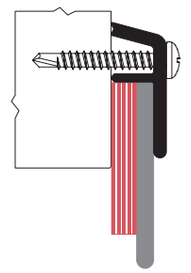

Gap solutions- restore lost fire rating

Start

Introduction

Thresholds

Automatic door bottoms

Perimeter seals

Weatherstripping

Intumescent solutions

Sound control solutions

Specialty solutions

Service and support

Thresholds

Zero's thresholds feature top quality materials and construction to endure the demands of heavy traffic applications as well as those with extreme temperature differentials. They can be drilled or screwed directly into concrete without the common issues that arise when using lighter commercial materials, such as buckling under heavy loads or loose screws. A variety of types of thresholds are available to accommodate your project's specific needs.

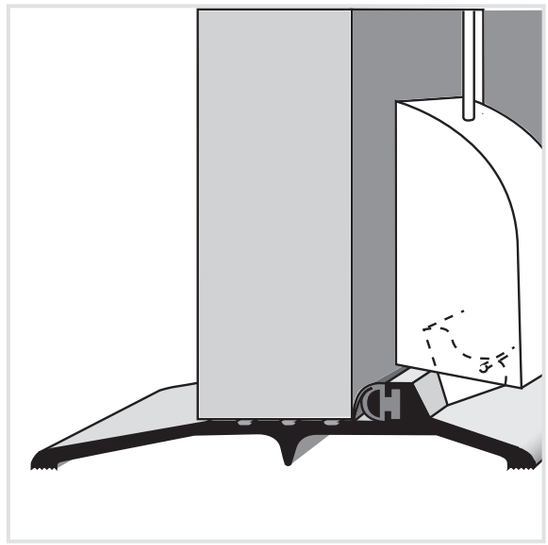

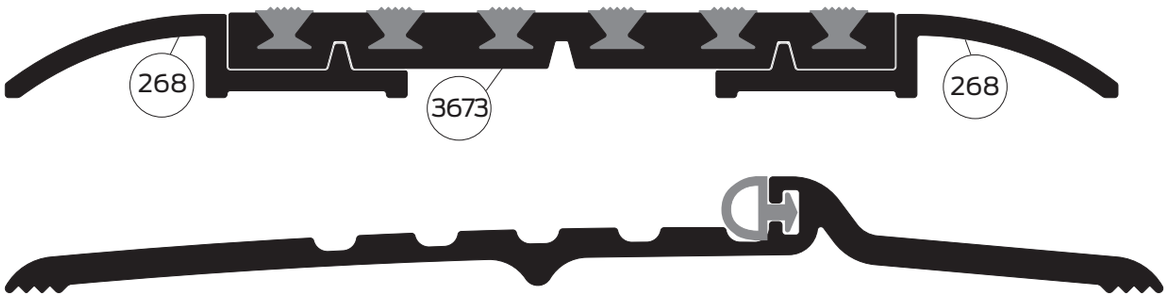

65



655

Start

Introduction

Thresholds

Automatic door bottoms

Perimeter seals

Weatherstripping

Intumescent solutions

Sound control solutions

Specialty solutions

Service and support

Automatic door bottoms

The patented automatic door bottom technology from Zero ensures an efficient seal against the floor or saddle. As the door is closed, the adjustable plunger is compressed against the door frame, activating a concealed flat spring mechanism. This mechanism drops the seal smoothly from the housing in a scissor-like motion. Door bottoms are available in specialized versions for various applications, including light spring (LS options). Zero door bottoms are designed to block penetration by air, sound, smoke and flames.



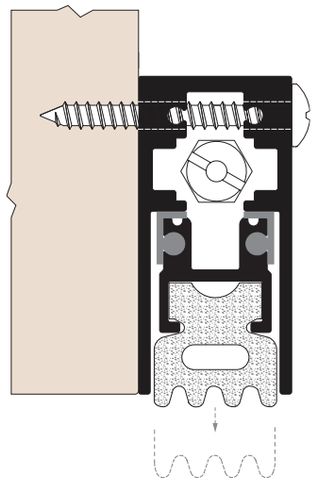

361



355

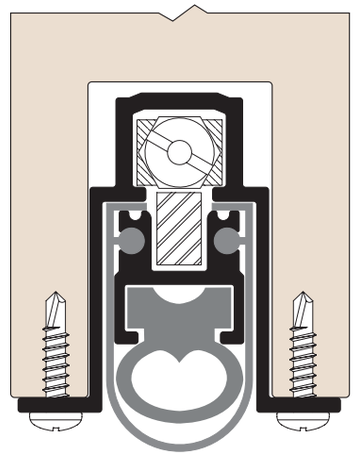

369

Start
Introduction
Thresholds
Automatic door bottoms
Perimeter seals
Weatherstripping
Intumescent solutions
Sound control solutions
Specialty solutions
Service and support

Perimeter seals

Zero's door gaskets for protecting head, jamb, sill and meeting stiles are engineered for reliable performance in demanding environments. Constructed from top-quality materials, they are built to last. When you need the best seal to satisfy codes, or field conditions are less than perfect, Zero's mechanically fastened gasketing provides many choices. The offering includes a range of features, aesthetic options and specialized solutions.



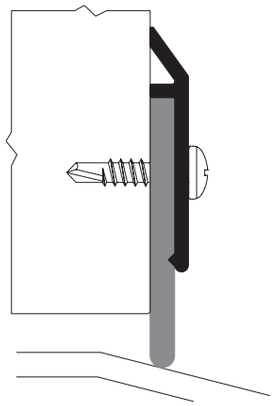

39

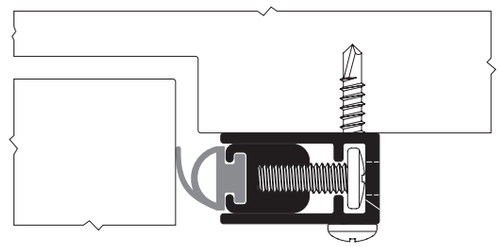

870

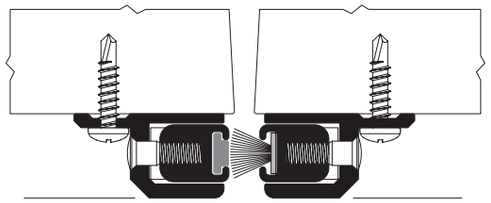

55 155

Start

Introduction

Thresholds

Automatic door bottoms

Perimeter seals

Weatherstripping

Intumescent solutions

Sound control solutions

Specialty solutions

Service and support

Weatherstripping

A comprehensive selection of kerf seals and pressure-sensitive adhesive (PSA) rubber seals is available in a variety of materials. With a broad portfolio, Zero offers solutions for a variety of challenging applications—and your common sealing needs. Special features, such as state of the art adhesive, set Zero apart. And a variety of material options make it easy to customize solutions to meet the needs of each opening in your project.



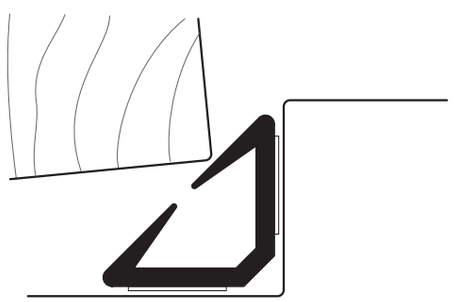

8144

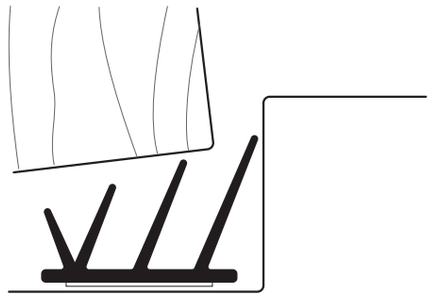

8150

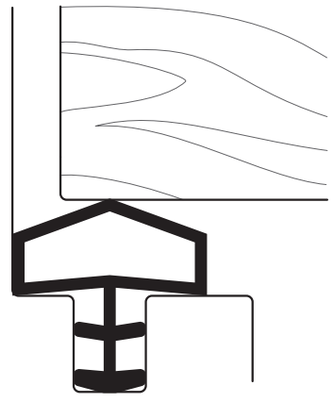

8180

Start

Introduction

Thresholds

Automatic door bottoms

Perimeter seals

Weatherstripping

Intumescent solutions

Sound control solutions

Specialty solutions

Service and support

Intumescent solutions

Zero's many years of leadership in developing fire and smoke seals have produced top-quality gasketing systems that meet the highest standards, including intumescent technology. Zero's positive pressure seals are tested and listed according to U.S. listing agencies' classifications for Category G edge sealing systems and Category H smoke and draft control systems.

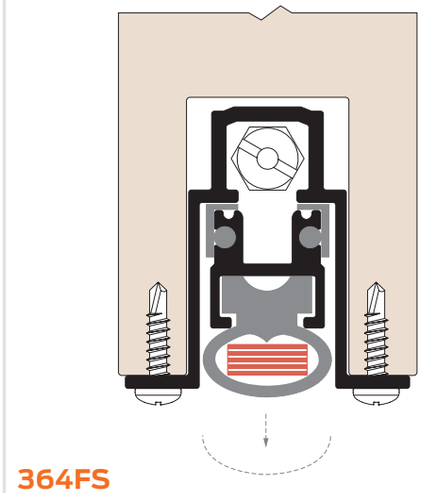

364FS

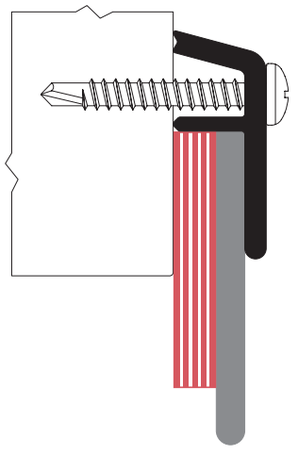

339FS

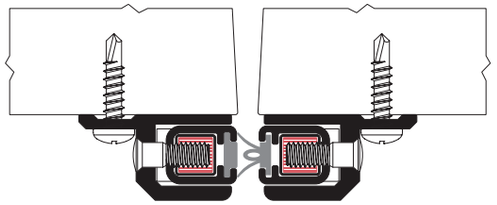

55FS **555FS**

Start

Introduction

Thresholds

Automatic door bottoms

Perimeter seals

Weatherstripping

Intumescent solutions

Sound control solutions

Specialty solutions

Service and support

Sound control solutions

Sounds control is a common desire in facilities like hospitals, schools, performing arts centers, recording studios, commercial offices, churches, hotels and apartment buildings. Zero uses advanced technology to master two critical challenges: creating an effective sound barrier at the perimeter of the door and preventing gaps in that barrier for the life of the assembly.

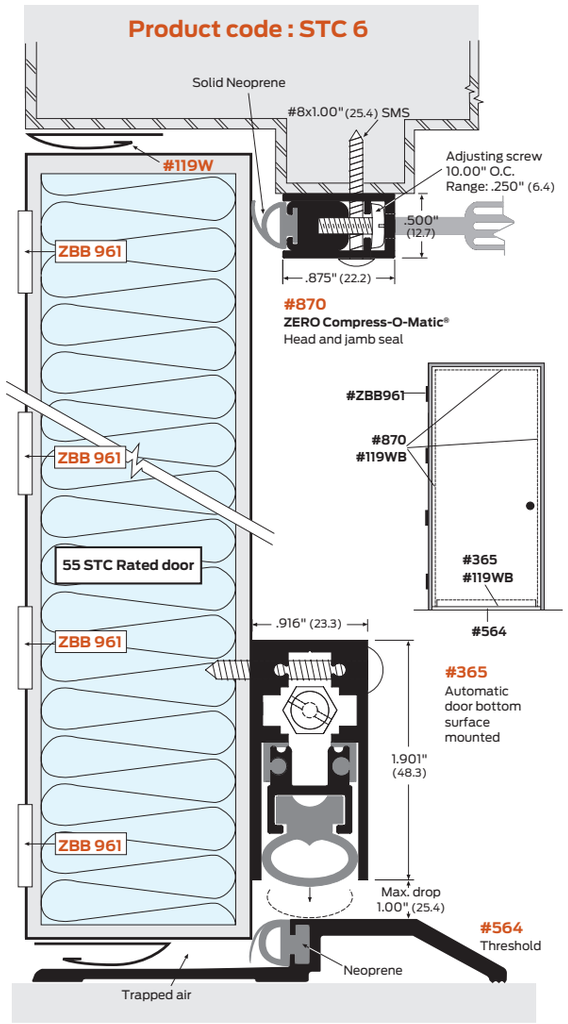

Sound Trap 49 STC sealing system

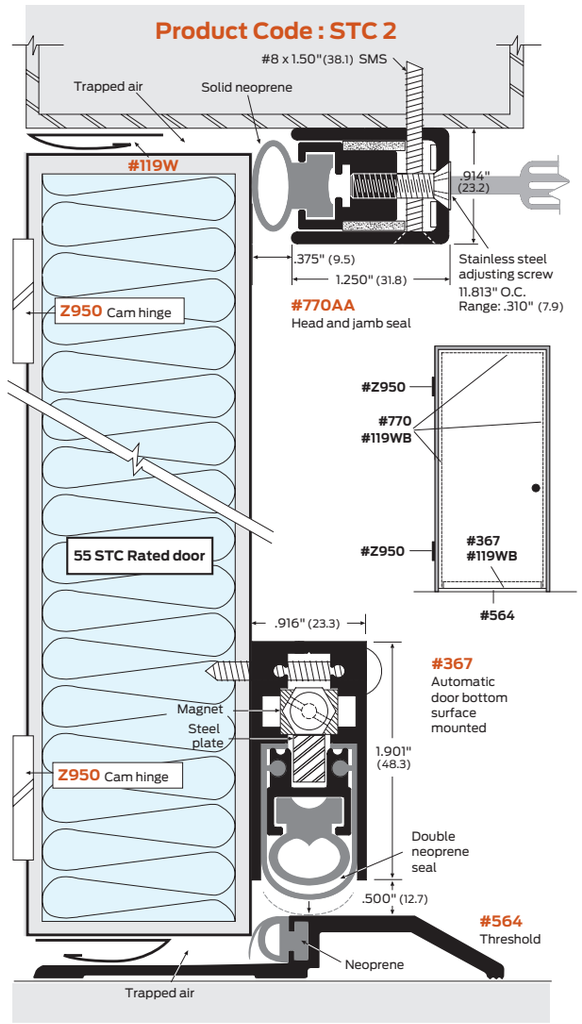

Sound Trap 52 STC sealing system

Start

Introduction

Thresholds

Automatic door bottoms

Perimeter seals

Weatherstripping

Intumescent solutions

Sound control solutions

Specialty solutions

Service and support

Specialty solutions

Piecing a solution together across multiple product and manufacturers adds time, complexity and risk. Instead, ZERO offers proven solutions for a variety of applications, including: sound control, fire and smoke seals, flood barriers to ADA access systems and more. In addition, ZERO offers many unique products for challenging applications, such as:

- Finger guards
- Ligature-resistant gaseketing
- Flood barrier shield
- Cam lift full mortise hinges
- Specialty head and jamb protection









ALLEGION

SCHLAGE

Door position switches



674-OH

Overhead door, floor mount magnetic switch

Overview

Door position switches are used to detect the open or closed status of an opening and then send this status to a control panel. They come in a variety of shapes and sizes and are designed for monitoring door positions, roof hatches, gates etc.

Concealed SPDT magnetic switches

- For wood doors and frames
- 0.3 Amps @ 30 VDC
- UL10C/CAN-ULC-S104



679-05

- For hollow metal doors and frames
- 0.3 Amps @ 30 VDC
- UL10C/CAN-ULC-S104



679-05 HM

- For wood doors and metal frames
- 0.3 Amps @ 30 VDC
- UL10C/CAN-ULC-S104



679-05 WD

Concealed/flush mount magnetic switches

- For aluminum, wood and hollow metal doors
- 0.25 Amps @ 30 VDC
- UL10C/CAN-ULC-S104



7764

Surface mount magnetic switches

- For aluminum, wood and hollow metal doors
- 0.25 Amps @ 30 VDC
- UL10C/CAN-ULC-S104



7766

Ordering information

- **674-OH** - Overhead door floor mount
- **679-05** - Wood door and frame
- **679-05HM** - Hollow metal door and frame
- **679-05WD** - Wood door and metal frame
- **7764** - Concealed/flush mount
- **7766** - Surface mount

Allegion, the Allegion logo, Schlage, and the Schlage logo are trademarks of Allegion plc, its subsidiaries and/or affiliates in the United States and other countries. All other trademarks are the property of their respective owners.

About Allegion

Allegion (NYSE: ALLE) is a global pioneer in safety and security, with leading brands like CISA®, Interflex®, LCN®, Schlage®, SimonsVoss® and Von Duprin®. Focusing on security around the door and adjacent areas, Allegion produces a range of solutions for homes, businesses, schools and other institutions. Allegion is a $2 billion company, with products sold in almost 130 countries. For more, visit **www.allegion.com.**

KRYPTONITE ■ LCN ■ SCHLAGE ■ STEELCRAFT ■ VON DUPRIN

ALLEGION™

© 2019 Allegion
005005, Rev. 12/19
www.allegion.com/us

PS902

2 amp Power Supply



Photo as shown includes optional board(s). Please contact your local sales office or visit the support section on our website for configuration assistance.

Overview

The Schlage comprehensive line of power supplies and option boards was designed to address the changing needs of the access control market.

Installation is simplified by utilizing a flat mounting design and polarized locking connectors for option boards. This design eliminates the need for racks and side connectors. The flat mounting of the option boards also provides for easier access to the terminal blocks for connection of electrified devices (such as electrified strikes, electromagnetic locks, card readers, etc.).

Common to the line of PS900 Series power supplies is a constant output rating at both 12v and 24v settings, universal 120 VAC to 240 VAC input, and polarized option board connectors. New fire alarm interface board mounting allows outputs to be configured as switched (power cut) or unswitched (power continues) when signal is provided.

Features & Benefits

- 2A @ 12/24 VDC constant output, field selectable with jumper
- Provides low-voltage, Class 2, filtered and regulated power
- Universal 120-240 VAC, fused primary input
- Single polarized option board connector
- AC input and DC output monitoring circuit with LED indicators
- Externally visible AC input indicator with isolated SPDT contacts
- High-voltage protective cover for AC circuitry (not shown)
- Battery back-up board auto-selects voltage
- Optional Fire Alarm plug-in board available
- UL 294, ULC-S318, RoHS, and FCC Part 15 certified

Configuration Options

Available option board, fire alarm and battery backup connection locations:

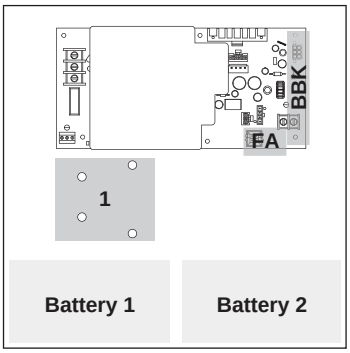

Exit Device Support	
Von Duprin QEL	Up to 2[1]
Von Duprin EL	None
Falcon EL	None

1. Requires the use of one 900-2RS option board

PS902 Power Supply Specifications

Specification	Description
Input voltage	120/240 VAC, 50/60 Hz, universal input
Output voltage	2A @ 12 or 24 VDC Field selectable with jumper Switching supply, 5% regulation, 240mVpp max ripple
Enclosure	Grey/baked enamel 14" x 12" x 4" (H x W x D) Eight 1/2" x 3/4" knockouts NEMA Grade 1 Hinged cover with lock down screws
Operating temperature	32°–120°F (0°–49°C)
Certifications	ANSI/UL 294 ULC-S318 RoHS FCC Part 15 Class 2
Battery backup (install on main board)	900-BB: Battery backup board only 900-BBK: Battery backup kit (backup board plus battery pack)
Available option boards	900-FA: Plug-in fire alarm (install on main or option board) 900-2RS: 2 Relay option board capable of individual or sequential operation for single and pair door applications 900-4R: 4 Relay option board 900-4RL: 4 Relay option board with integrated logic and individual or sequential operation capability for controlling security interlocks, auto operators, and time delay function 900-8F: Fused, 8 zone option board 900-8P: PTC, 8 zone option board
AC primary fuse size	3.15A, 250v, 5 x 20mm
Battery fuse size	7.5A 32v ATO blade style
DC output protection	Overload protection—current limited foldback circuit
Indicators	LED indicators: - AC input (visible on outside of enclosure) - DC output Isolated SPDT contacts to monitor AC power status
Weight (power supply)	Approx. 9.0 lbs
Weight (each battery)	4.0 lbs
AC input termination	3 position terminal block with protective cover Wire capacity: 10 AWG max.
DC output termination	2 position terminal block Wire capacity: 12 AWG max.
Option board connectors	1
Fire alarm board connector	Yes
Keylock	Optional
Accessories	900-BAT: Backup battery pack

© 2024 Allegion plc
004195, Rev. 01/24

PS904

4 amp Power Supply



Photo as shown includes optional board(s). Please contact your local sales office or visit the support section on our website for configuration assistance.

Overview

The Schlage comprehensive line of power supplies and option boards was designed to address the changing needs of the access control market.

Installation is simplified by utilizing a flat mounting design and polarized locking connectors for option boards. This design eliminates the need for racks and side connectors. The flat mounting of the option boards also provides for easier access to the terminal blocks for connection of electrified devices (such as electrified strikes, electromagnetic locks, card readers, etc.).

Common to the line of PS900 Series power supplies is a constant output rating at both 12v and 24v settings, universal 120 VAC to 240 VAC input, and polarized option board connectors. New fire alarm interface board mounting allows outputs to be configured as switched (power cut) or unswitched (power continues) when signal is provided.

Features & Benefits

- 4A @ 12/24 VDC constant output, field selectable with jumper
- Provides low-voltage, Class 2, filtered and regulated power
- Universal 120-240 VAC, fused primary input
- Two polarized option board connectors eliminate need for racks and side connectors
- AC input and DC output monitoring circuit with LED indicators
- Externally visible AC input indicator with isolated SPDT contacts
- High-voltage protective cover for AC circuitry (not shown)
- Battery back-up board auto-selects voltage
- Optional Fire Alarm plug-in board available
- UL 294, ULC-S318, RoHS, and FCC Part 15 certified

Configuration Options

Available option board, fire alarm and battery backup connection locations:

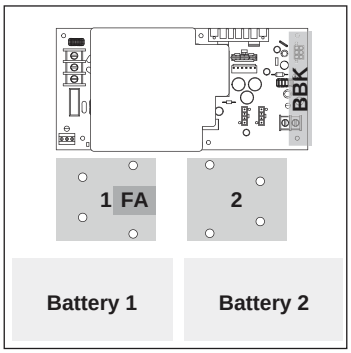

PS904 Power Supply Specifications

Specification	Description
Input voltage	120/240 VAC, 50/60 Hz, universal input
Output voltage	4A @ 12 or 24 VDC Field selectable with jumper Switching supply, 5% regulation, 240mVpp max ripple
Enclosure	Grey/baked enamel 14" x 12" x 4" (H x W x D) Eight 1/2" x 3/4" knockouts NEMA Grade 1 Hinged cover with lock down screws
Operating temperature	32° - 120°F (0° - 49°C)
Certifications	ANSI/UL 294 ULC-S318 RoHS FCC Part 15 Class 2
Battery backup (install on main board)	900-BB: Battery backup board only 900-BBK: Battery backup kit (backup board plus battery pack)
Available option boards	900-FA: Plug-in fire alarm (must be installed on option boards) 900-2RS*: 2 Relay option board capable of individual or sequential operation for single and pair door applications 900-4R*: 4 Relay option board 900-4RL*: 4 Relay option board with integrated logic and individual or sequential operation capability for controlling security interlocks, auto operators and time delay function 900-8F*: Fused, 8 zone option board 900-8P*: PTC, 8 zone option board
AC primary fuse size	4A, 250v, 5 x 20mm
Battery fuse size	7.5A 32v ATO blade style
DC output protection	Overload protection - current limited foldback circuit
Indicators	LED indicators: - AC input (visible on outside of enclosure) - DC output Isolated SPDT contacts to monitor AC power status
Weight (power supply)	Approx. 9.0 lbs
Weight (each battery)	4.0 lbs
AC input termination	3 position terminal block with protective cover Wire capacity: 10 AWG max.
DC output termination	2 position terminal block Wire capacity: 12 AWG max.
Option board connectors	2
Fire alarm board connector	Yes (requires connection on option board)
Keylock	Optional
Accessories	900-BAT: Backup battery pack

© 2024 Allegion plc
004194, Rev. 01/24