

CONTACT PERSONS

PRINCIPAL-IN-CHARGE PETER G. STAMPFL, AIA, NCARB
ARCHITECT OF RECORD KEVIN E. SMITH, AIA
PROJECT MANAGER KEVIN E. SMITH, AIA, NCARB

CODE INFORMATION

Sa PROJECT # 2018-053.000
WOODLANDS AT GREYSTONE COMMUNITY CLUBHOUSE
Proposed Building Footprint 3,894 sf
Proposed lower and upper floor, patio and pool area.
PROJECT ADDRESS:
SCULTHORPE DR. WEST GOSHEN TWP
CHESTER COUNTY, PA 19380
MUNICIPALITY:
WEST GOSHEN TOWNSHIP
APPLICABLE CODES:
PA UCC INCLUDING:
2018 INTERNATIONAL BUILDING CODE EXCEPT CHAPTER 11 & APPENDIX E
2015 INTERNATIONAL PLUMBING CODE
2015 INTERNATIONAL MECHANICAL CODE
2014 NATIONAL ELECTRICAL CODE
2015 INTERNATIONAL ENERGY CONSERVATION CODE
2015 INTERNATIONAL FUEL GAS CODE PA PROPANE & LP GAS ACT
2009 ICC/ANSI A-117.1
2018 INTERNATIONAL BUILDING CODE, CHAPTER 11 & APPENDIX E ONLY (FOR ACCESSIBILITY)

DESCRIPTION:
The project consists of a ground-up community clubhouse build into a sloped site with a large patio with pool. The building footprint is 3,894 square feet at the upper level and the lower level is 3,685 sf. The lower level will provide fitness rooms, a gaming room, building and pool storage rooms, locker rooms and restrooms. The upper level will provide a great room/lounge, kitchenette area, sunroom, 2 leasing offices w/ small conference room and restrooms. The building will be equipped throughout with an NFPA 13 sprinkler system.

(302) USE GROUP & OCCUPANCY CLASSIFICATION: ASSEMBLY A-3

(503) GENERAL HEIGHT & AREA LIMITATIONS: TYPE 5B

Table with 4 columns: Building Height, Floor Area, Proposed, Allowed, Sprinkler Increase, Total Allowed. Values include 2 Stories, 3,894 s.f., 1 Stories/40 ft, 5,000 s.f./ft, 12,000, 18,000 SF.

(601) FIRE RESISTANCE RATING REQUIREMENTS FOR BUILDING ELEMENTS:

Table with 2 columns: Fire Resistance Ratings Required For Building Elements, (hours). Lists structural frame, bearing walls, non-bearing walls, floor construction, roof construction, corridors, and vertical exit enclosure.

(719) THERMAL & SOUND INSULATING MATERIALS:

Concealed insulation will have a flame spread index of not more than 25 and a smoke developed index of not more than 450.

(803) WALL & CEILING FINISHES:

Interior Finish Requirements for Walls and Ceilings in a Sprinklered Building of A-3 Use:
Requirements: Class A: Flame Spread 0-25; smoke developed 0-450.
Class B: Flame Spread 26-75; smoke developed 0-450.
Class C: Flame Spread 76-200; smoke developed 0-450.

Table with 4 columns: Use Group, Vertical Exits and Passageways, Exit Access Corridors, Rooms and Enclosed Spaces. Values include A-3, Class B, Class B, Class C.

(1003) GENERAL MEANS OF EGRESS:

(1003.2) Ceiling Height. The means of egress shall have a ceiling of not less than 7'-6".
(1003.3) Protruding objects. Provide minimum headroom of 80 inches. 27" a.f.f. to 80" max 4" projection

(1004.1) DESIGN OCCUPANT LOAD: PER FLOOR

Table with 4 columns: Occupancy, Floor Area / Occupant, Floor Area, Occupants. Includes interior (assembly, accessory storage, business, exercise) and exterior (pool, decks) categories.

(1005) EGRESS WIDTH:

Egress width per occupants served: Stairways: 0.3' per occupant. Stair width provided = 48".
Other egress components: 0.2' per occupant. Door width provided = 72" each floor

(1006) NUMBER OF EXITS AND EXIT ACCESS DOORWAYS

2015 IBC Table 1006.2.1 Minimum Number of exits or access to exits per story
Occupant Load Per Story 1,500 = 2 exits
1017 Exit access travel distance = 250 ft w/ sprinklers

(1019.3 EXCEPT 4) UNENCLOSED EXISTING ACCESS STAIR

1 UNENCLOSED EXIT ACCESS STAIR PROVIDED.

(1101) ACCESSIBILITY:

All public areas to provide accessible features per the requirements set forth in the 2018 International Building Code, Chapter 11 and Appendix "E". Signage per IBC Section 1110

(2902) PLUMBING FIXTURES: A-3 ASSEMBLY MAIN USE GROUP W/ACCESSORY B-BUSINESS & S-STORAGE

Auditoriums without permanent seating, art galleries, exhibition halls, museums, lecture halls, libraries, arcades and gymnasiums.

Table with 4 columns: WATER CLOSETS, LAVATORIES, DRINKING FOUNTAINS, OTHER. Includes rows for required, provided, and service sink counts for males and females.

WOODLANDS AT GREYSTONE COMMUNITY CLUBHOUSE
SCULTHORPE DR. WEST GOSHEN TOWNSHIP CHESTER COUNTY, PA



ABBREVIATIONS

Large table of abbreviations and their corresponding full names, including terms like ANCHOR BOLT, AIR CONDITIONING, BOARD, BEDROOM, etc.

LOAD CALCULATIONS

SEE STRUCTURAL DRAWINGS FOR LOAD CALCULATIONS

CONTRACTOR NOTE

Contractor shall obtain all necessary permits, licenses, etc as necessary to comply with all local, state and federal requirements. All work by General Contractor and Subcontractors shall comply with PA UCC (IRC 2015 as amended).

LOCATION MAP



SQUARE FOOTAGES

Table with 2 columns: CONDITIONED, LOWER LEVEL, UPPER LEVEL, TOTAL. Values include 4,696 SQ. FT., 3,685 S.F., 3,894 S.F., 7,579 S.F.

ATTIC VENTILATION

Table with 2 columns: SQUARE FOOTAGE ATTIC, RIDGE VENTILATION REQUIRED (40-50%), RIDGE VENTILATION PROVIDED (NOTE A), SOFFIT VENTILATION REQUIRED (50-60%), SOFFIT VENTILATION PROVIDED (NOTE B).

SHOP DRAWINGS DEFERRED SUBMITTALS

- TRUSS DRAWINGS
STEEL
CONCRETE
ELEVATOR
RAILING SYSTEM
STAIR & RAILING SYSTEM

DRAWING LIST

ARCHITECTURAL DRAWINGS

- CS-1 COVERSHEET
GN-1 GENERAL NOTES & SPECIFICATIONS
GN-2 GENERAL NOTES & SPECIFICATIONS
UL-1 UL WALL DESIGN
LS LIFE SAFETY PLAN
A1-0 FOUNDATION PLAN - PREVIOUSLY SUBMITTED
A1-1 LOWER LEVEL FLOOR PLAN - PREVIOUSLY SUBMITTED
A1-1.1 BATHROOM DETAILS
A1-2 UPPER LEVEL FLOOR PLAN
A1-3 ROOF PLAN
A1-4 LOWER LEVEL CEILING PLAN
A1-5 UPPER LEVEL CEILING PLAN
A2-0 ELEVATIONS - PREVIOUSLY SUBMITTED
A2-1 ELEVATIONS - PREVIOUSLY SUBMITTED
A3-0 BUILDING SECTIONS - PREVIOUSLY SUBMITTED
A3-1 BUILDING SECTIONS - PREVIOUSLY SUBMITTED
A3-2 BUILDING SECTIONS - PREVIOUSLY SUBMITTED
A3-3 ELEVATOR DETAILS - PREVIOUSLY SUBMITTED
A3-0 DOOR AND WINDOW SCHEDULES
INT-1 LOWER LEVEL FINISH PLAN
INT-2 UPPER LEVEL FINISH PLAN
CD-1 CONSTRUCTION DETAILS
CD-2 CONSTRUCTION DETAILS
CD-3 CONSTRUCTION DETAILS
CD-4 CONSTRUCTION DETAILS
CD-5 CONSTRUCTION DETAILS - PREVIOUSLY SUBMITTED
ANSI ACCESSIBILITY DETAILS

MEP / FP DRAWINGS


- WOODLANDS MECHANICAL COMPLIANCE REPORT
M0.0 MECHANICAL INFORMATION SHEET
M1.0 FIRST FLOOR PLAN - MECHANICAL DUCT
M1.1 SECOND FLOOR PLAN - MECHANICAL DUCT
M4.0 MECHANICAL DETAILS
M5.0 MECHANICAL SCHEDULES
M6.0 PLUMBING INFORMATION SHEET
E0.0 ELECTRICAL INFORMATION SHEET
E1.0 FIRST FLOOR PLAN - LIGHTING
E1.1 SECOND FLOOR PLAN - LIGHTING
E2.0 FIRST FLOOR PLAN - POWER
E2.1 SECOND FLOOR PLAN - POWER
E3.0 ELECTRICAL DETAILS
E4.0 ELECTRICAL SPECIFICATIONS & SCHEDULES
E4.1 ELECTRICAL SPECIFICATIONS & SCHEDULES
P1.1 SECOND FLOOR PLAN - DOMESTIC WATER
P2.0 FIRST FLOOR PLAN - SANITARY
P2.1 SECOND FLOOR PLAN - SANITARY
P5.0 PLUMBING DIAGRAMS & SCHEDULES
P6.0 PLUMBING SPECIFICATIONS
FP0.0 FIRE PROTECTION INFORMATION SHEET
FP1.0 FIRST FLOOR PLAN - FIRE PROTECTION
FP1.1 SECOND FLOOR PLAN - FIRE PROTECTION

STRUCTURAL DRAWINGS

- S0.1 COVER SHEET
S0.1 SPECIAL INSPECTIONS
S1.0 FOUNDATION PLAN
S1.1 FIRST FLOOR FRAMING PLAN
S5.0 STRUCTURAL FOUNDATION DETAILS
S5.1 STRUCTURAL FRAMING DETAILS

Stampfl Associates logo and contact information: 711 Hyde Park, Doylestown, PA 18902, 215.345.4609, www.stampflassociates.com

Table with 2 columns: REVISIONS, Description. Includes a grid for tracking changes.



WOODLANDS AT GREYSTONE SCULTHORPE DR. WEST GOSHEN TOWNSHIP CHESTER COUNTY, PA. Includes drawing name, permit status, and project details.

1 GENERAL CONDITIONS

- 1.1 All codes having jurisdiction shall be observed strictly in the construction of the project, including all applicable state, city, and county building, zoning, electrical, mechanical, plumbing and fire codes. Contractor shall verify all code requirements before commencement of construction and bring any discrepancies between code requirements and construction documents to the attention of the Architect.

2 SITE WORK

- 2.1 Presumptive Soil Bearing Capacity is 3,000 psf on undisturbed soil. All concrete footings shall bear on undisturbed soil or engineering fill. Bottom of footings shall be 3'-0" below finish grade, minimum.

3 CONCRETE

- 3.1 All reinforced concrete shall be furnished and installed in accordance with the current ACI-318 "Building Codes Requirements for Reinforced Concrete".

5 METALS

- 5.1 Steelwork shall conform to the current specifications for the Design, Fabrication and erection of Structural Steel for buildings as adopted by the A.I.S.C. Connections shall be bolted or welded. Bolts shall conform to ASTM A-325 and be 3/4" diameter unless noted otherwise.

6 WOOD AND PLASTICS

- 6.1 All woods and wood construction shall comply with specifications and codes with modifications as specified herein:
1. American Institute of Timber Construction; (Standards Manual)
2. National Forest Products Association; National Design Specifications for Wood Construction.

7 THERMAL AND MOISTURE PROTECTION

- 7.1 The following specification shall govern with modifications as specified herein: American Society of Heating, Refrigeration and Air Conditioning Engineers (ASHRAE) Handbook of Fundamentals.

8 DOORS, WINDOWS AND GLASS

- 8.1 Reference standards for metal doors, wood doors, and windows shall be as follows:
a. Underwriter's Laboratories Inc. Building Materials Directory
b. National Fire Protection Association; Pamphlet No. 80 Standard for Fire Doors and Windows.

9 FINISHES

- 9.1 Provide and install gypsum wallboard in accordance with "American Standard Specifications for the Application and Finishing of Gypsum Wallboard", as approved by the American Standards Association, latest edition.

10 SPECIALTIES

- 10.1 Provide kitchen accessories, both accessories, hardware, and miscellaneous items per owner's schedule and specifications. All items shall be installed in strict accordance with the respective manufacturer's published instructions and approved installation drawings.

11 EQUIPMENT

- 11.1 n/a

12 MANUFACTURED CASEWORK

- 12.1 Prefabricated stock cabinet units shall be provided by approved manufacturer. Cabinets shall have plywood construction and solid door frames.

SECTION 14 24 00 HYDRAULIC PASSENGER ELEVATORS

PART 1 GENERAL

- 1.01 SUMMARY
A. Section includes: Hydraulic passenger elevators as shown and specified, Elevator work includes:
1. Standard pre-engineered hydraulic passenger elevators.

SECTION 14 26 00





Table with columns for Date, No., and Description. Includes revision notes for various items.

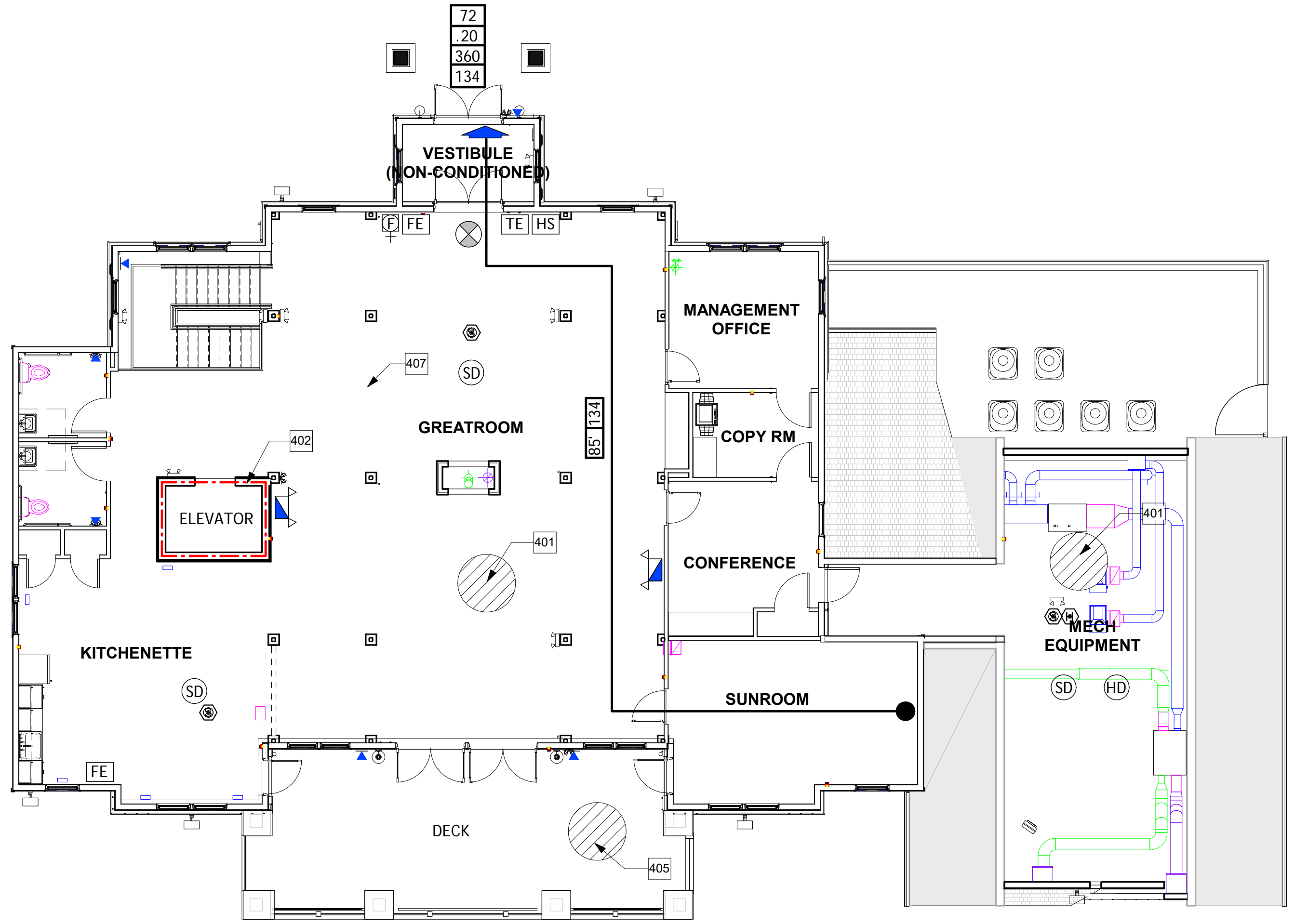


WOODLANDS AT GREYSTONE
SCULTHORPE DR. WEST GOSHEN TOWNSHIP
CHESTER COUNTY, PA
Project number: 18-053
Date: 2020-09-04
Scale: AS SHOWN

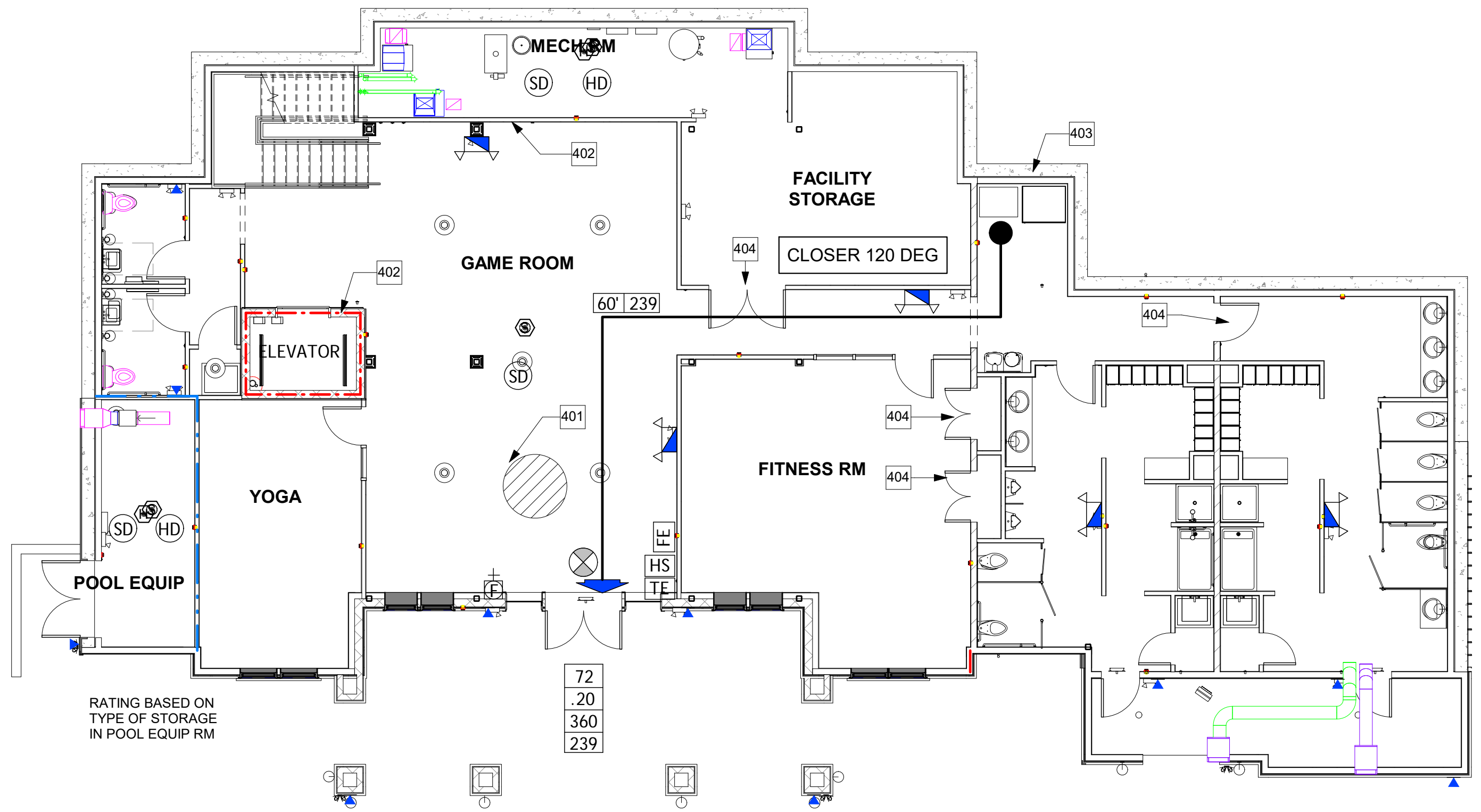
GN-1

SUBMITTAL FOR FOUNDATION ONLY PERMIT CONSISTING OF PERIMETER FOOTINGS, RETAINING WALLS, AND INTERIOR FOOTINGS ONLY. NO SLAB OR UTILITY WORK. ALL OTHER WORK TO BE PERMITTED AND APPROVED UNDER SEPARATE PERMIT.

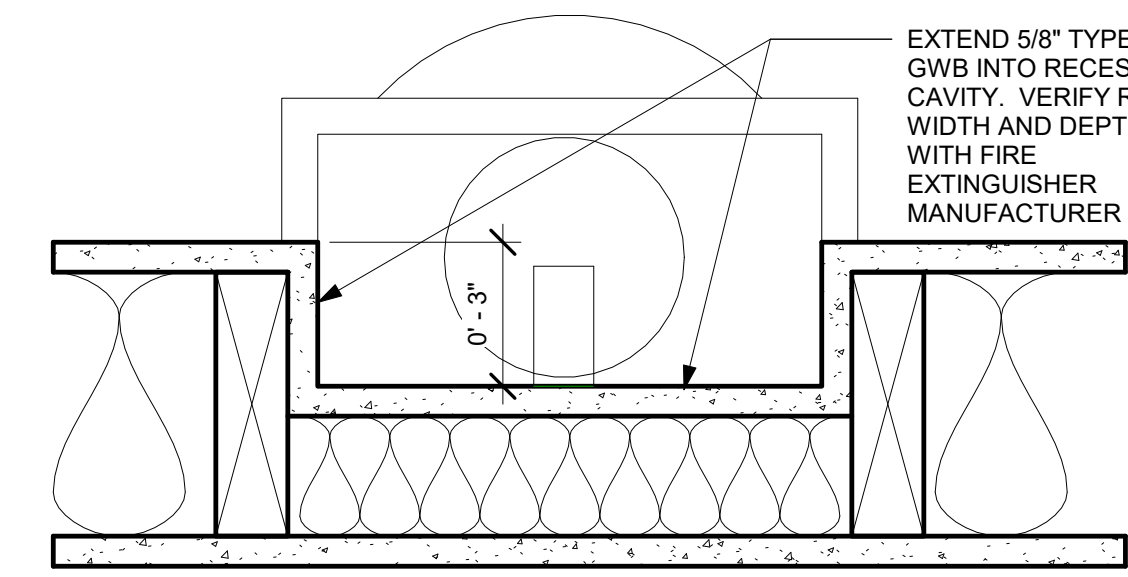
Copyright 2020 by STAMPFL ASSOCIATES, LLC, 711 Hyde Park, Doylestown, PA 18902, phone number: 215-345-4609. All rights reserved. The plans, elevations, drawings, illustrations and other material contained within this set are the property of STAMPFL ASSOCIATES, LLC, and may not be reproduced, either in or out of whole, without the express written permission of STAMPFL ASSOCIATES, LLC. Work dimensions on the drawing shall have precedence over scaled dimensions. Contractors shall verify, and be responsible for all dimensions and conditions on the job, and this office must be notified of any variations from the dimensions and conditions shown on these drawings. All shop drawings must be submitted to this office for approval before proceeding with fabrication.



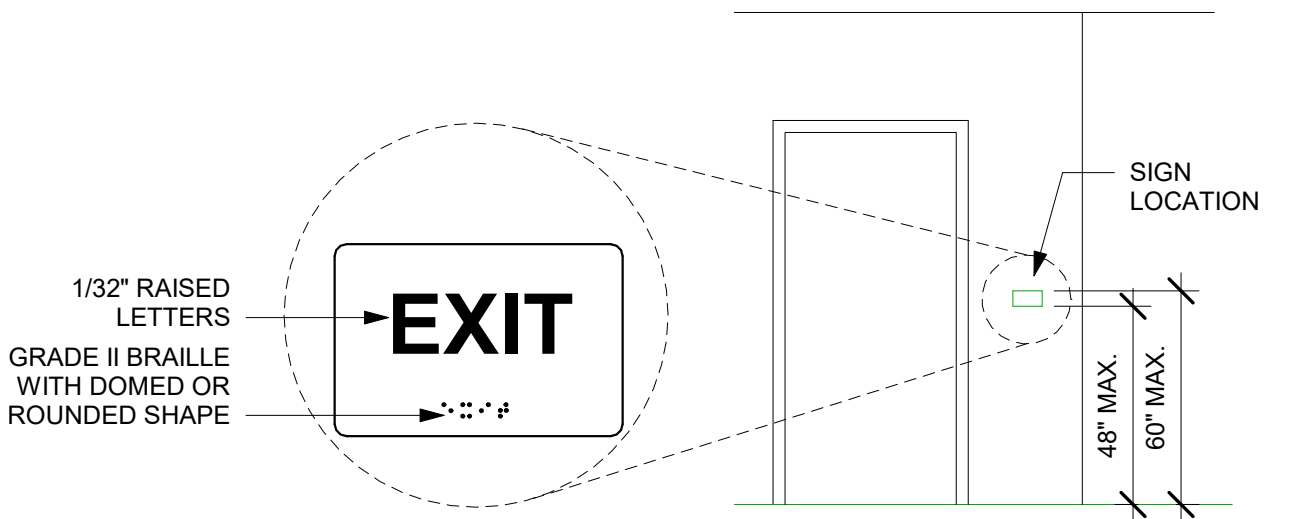
2 UPPER LEVEL LIFE SAFETY FLOOR PLAN
1/8" = 1'-0"



1 LOWER LEVEL LIFE SAFETY FLOOR PLAN
1/8" = 1'-0"



5 FIRE EXTINGUISHER CABINET DETAIL
3" = 1'-0"



4 TACTILE EXIT SIGN
3" = 1'-0"

LIFE SAFETY SYMBOLS LEGEND

- 1 HOUR FIRE RATED FIRE BARRIER
- 2 HOUR FIRE RATED FIRE BARRIER
- | |
|-----|
| 36 |
| 20 |
| 240 |
| 223 |

 - DOOR SIZE OR STAIR WIDTH
 - EGRESS WIDTH UNIT (IBC TABLE 1005.1)
 - MAXIMUM ALLOWABLE LOAD
 - ACTUAL LOAD
- DOOR OR STAIR LOAD CHART
- EXIT DISCHARGE - NON ACCESSIBLE
- EXIT DISCHARGE - REQUIRED & ACCESSIBLE
- NUMBER = OCCUPANT LOAD
- ARROW = DIRECTION OF TRAVEL
- EMERGENCY LIGHTING BATTERY UNIT WITH BATTERY BACKUP. NUMBER OF HEADS AS INDICATED. SEE ELECTRICAL PLANS
- EMERGENCY LIGHTING REMOTE HEAD WITH BATTERY BACKUP. SEE ELECTRICAL PLANS
- EXIT SIGN - ARROWS INDICATE DIRECTION OF EXIT. SEE ELECTRICAL PLANS
- EXIT SIGN
- FIRE ALARM - MANUAL FIRE ALARM PULL STATION. SEE ELECTRICAL PLANS
- FIRE EXTINGUISHERS
- SMOKE DETECTOR, INTERCONNECTED WITH BATTERY BACKUP
- RATE OF RISE DETECTOR
- ADA HORN / STROBE - SEE ELECTRICAL PLANS
- ACCESSIBLE PARKING SIGN
- DIRECTIONAL ACCESSIBLE EXIT SIGNAGE- SEE DETAIL 3 FOR MORE INFORMATION
- TE TACTILE EXIT SIGN

LIFE SAFETY NOTES


1. SEE ELECTRICAL DRAWINGS FOR EMERGENCY EXIT LIGHTING.
2. PROVIDE SAFETY GLAZING AT HAZARDOUS LOCATIONS PER IBC CHAPTER 24.
3. PROVIDE 42" HT GUARDS AT AREAS WITH OPEN SIDED WALKING SURFACES, STAIRS, RAMP, LANDING AND GLAZING AREAS THAT ARE LOCATED MORE THAN 30" ABOVE THE ADJACENT FLOOR OR GRADE BELOW.
4. FIRE EXTINGUISHERS SHALL BE PROVIDED AND INSTALLED IN ACCORDANCE WITH NFPA 10 & 101 (INCLUDING BUT NOT LIMITED TO TYPE SIZE AND TRAVEL DISTANCE). ALL FIRE EXTINGUISHERS IN PUBLIC AREAS SHALL BE PROVIDED W/ SEMI-RECESSED F.E. CABINETS MOUNTED 48" TO TOP OF ROUGH OPENING. WHERE INSTALLED IN FIRE RATED WALLS, THE FIRE RATING SHALL EXTEND INTO THE FRAMED CABINET OPENING TO INSURE RATING INTEGRITY. GC TO CONFIRM ALL REQUIREMENTS & LOCATIONS WITH THE FIRE MARSHAL.
5. SPRINKLERS & FIRE ALARMS TO BE DESIGNED BY LICENSED CONTRACTORS.
6. SMOKE DETECTORS ARE SHOWN FOR SCHEMATIC PURPOSES.

LIFE SAFETY... ELEMENT

#	401	1 HR CEILING ASSEMBLY THROUGHOUT
	402	1 HR FIRE RATED WALL
	403	2 HR FIRE RATED WALL
	404	45 MIN RATED DOOR
	405	1 HR FLOOR ASSEMBLY THROUGHOUT
	407	SPRINKLERS THROUGHOUT

Stampfl Associates
architecture + planning
711 Hyde Park
Doylstown, PA 18902
215.345.4609 p 215.345.4610 f
www.stampflassociates.com

REVISIONS	Description	Date	No.	chk'd by



DRAWING NAME: LIFE SAFETY PLANS

PERMIT ONLY - NOT FOR CONSTRUCTION

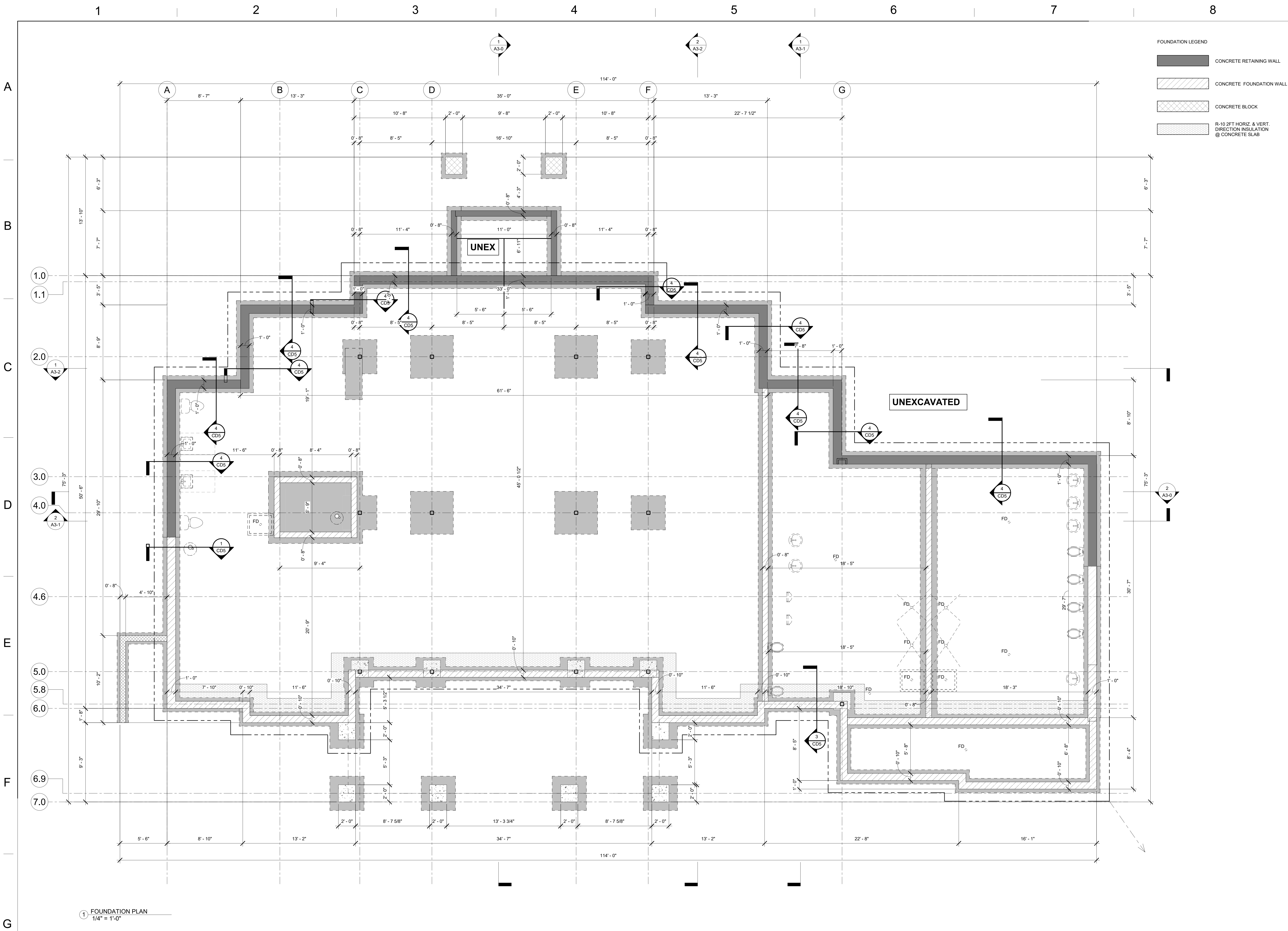
WOODLANDS AT GREYSTONE

SCULTHORPE DR. WEST GOSHEN TOWNSHIP
CHESTER COUNTY, PA

LOCATION:

Project number: 18-053	Drawn by: Author
date: 2020-09-04	chk'd by: Checker
scale: As indicated	approved by: Approver
sheet no.	

LS



- FOUNDATION LEGEND**
- CONCRETE RETAINING WALL
 - CONCRETE FOUNDATION WALL
 - CONCRETE BLOCK
 - R-10 2FT HORIZ. & VERT. DIRECTION INSULATION @ CONCRETE SLAB

1 FOUNDATION PLAN
1/4" = 1'-0"


SUBMITTAL FOR BUILDING PERMIT INCLUDING SLAB, UTILITY WORK AND OTHER WORK NOT PREVIOUSLY INCLUDED WITH PREVIOUSLY ISSUED FOUNDATION ONLY PERMIT WHICH INCLUDED PERIMETER AND INTERIOR FOOTINGS AND RETAININGS WALLS.

OUTDOOR POOL

THIS PLAN IS FOR COORDINATION OF UNDERSLAB UTILITIES. PLEASE REFER TO S1.0 FOR INFORMATION REGARDING CONSTRUCTION OF LOWER LEVEL STRUCTURAL ENVELOPE AND SLAB.

Stampfl Associates
architecture + planning
711 Hyde Park
Doylstown, PA 18902
215.345.4609 • 215.345.4610 f
www.stampflassociates.com

REVISIONS	Description	Date	No.

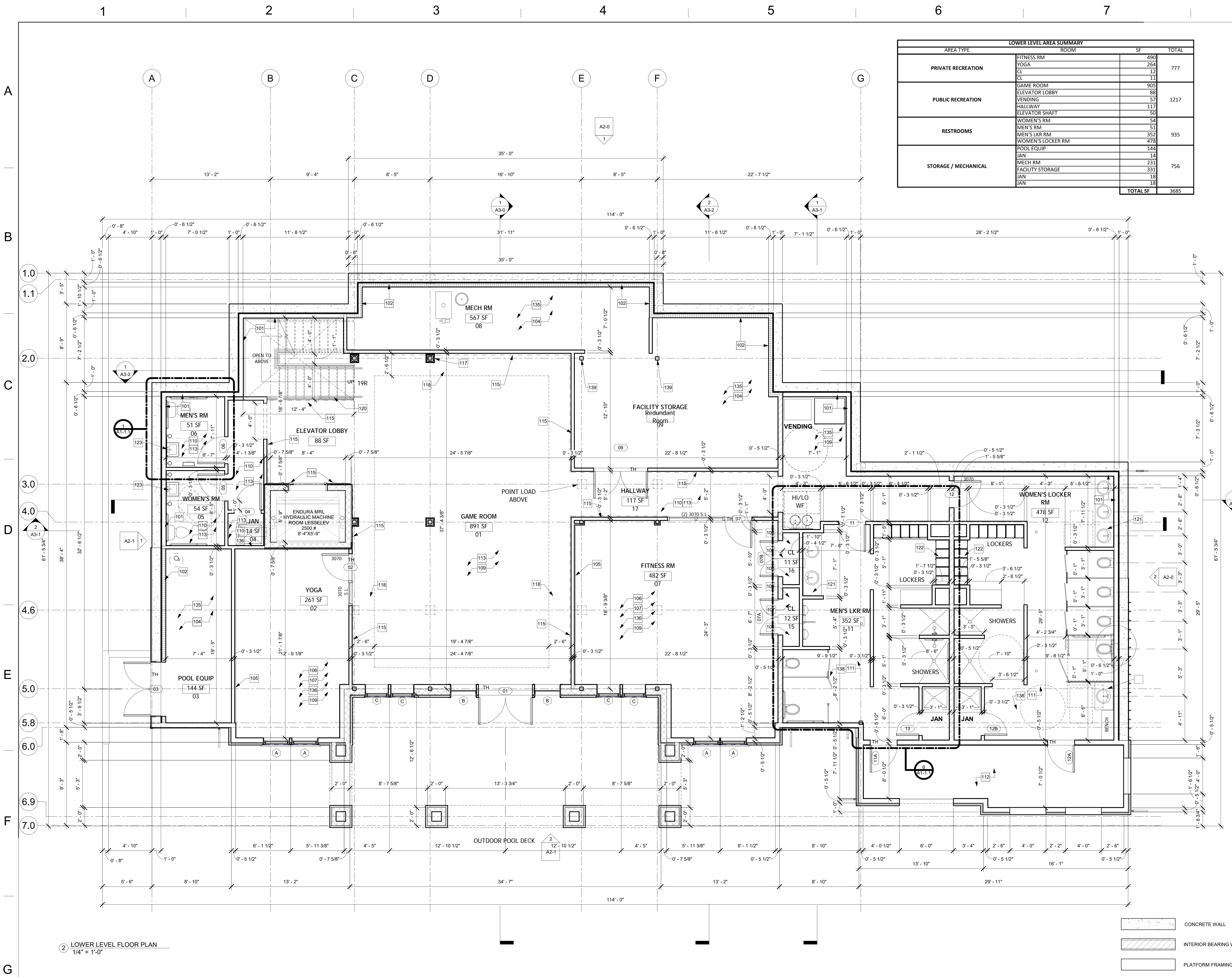


WOODLANDS AT GREYSTONE
SCULTHORPE DR. WEST GOSHEN TOWNSHIP
CHESTER COUNTY, PA

DRAWING NAME: FOUNDATION DIMENSIONAL CONTROL PLAN PERMIT ONLY - NOT FOR CONSTRUCTION
LOCATION:

Project number: 18-053	Drawn by: Author
date: 2020-09-04	chkd by: Checker
scale: As indicated	approved by: Approver
sheet no.	

A1-0




LOWER LEVEL AREA SUMMARY			
AREA TYPE	ROOM	SF	TOTAL
PRIVATE RECREATION	FITNESS RM	490	777
	YOGA	264	
	CL	11	
	CL	11	
PUBLIC RECREATION	GAME ROOM	905	1217
	ELEVATOR LOBBY	88	
	VENDING	57	
	HALLWAY	117	
	ELEVATOR SHAFT	50	
RESTROOMS	WOMEN'S RM	54	935
	MEN'S LKR RM	51	
	WOMEN'S LOCKER RM	352	
	POOL EQUIP	144	
STORAGE / MECHANICAL	JAN	14	756
	MECH RM	231	
	FACILITY STORAGE	331	
	JAN	18	
	JAN	18	
TOTAL SF		3685	

- PLAN KEY NOTES**
- # ELEMENT
 - 101 FURRED WALLS IN FINISHED ROOMS: 2X6 WD STUD WALLS @24" O.C W/ PT SILL PLATE R-21 INSULATION AND 1/2" GREEN BOARD.
 - 102 R-21 EXPOSED INSULATION @ UNFINISHED AREAS
 - 103 EXPOSED CONCRETE FLOORS W/ CONTROL JOINTS (C.J) AS SHOWN PER STRUCT
 - 104 EXPOSED CEILING JOISTS
 - 105 8' FULL HEIGHT MIRROR BY OTHERS
 - 106 WOOD LOOK VINYL PLANK FLOORS (VP-1)
 - 107 WOOD COMPOSITE 4" WALL BASE (WB-1)
 - 108 42" HIGH FRP PANEL & SEMI GLOSS WALLPAINT ABOVE
 - 109 9'-0" HIGH DRYWALL CEILING - PAINTED
 - 110 8'-0" HIGH DRYWALL CEILING - PAINTED
 - 111 8'-0" HIGH GREEN BOARD CEILING - PAINTED WHITE
 - 112 8'-0" BEAD BOARD CEILING - PAINTED WHITE
 - 113 CERAMIC TILE WOOD LOOK FLOOR (CT-1)
 - 115 WAINSCOTING, CHAIRRAIL, BOX MOULDING & 8" WALL BASE
 - 116 OAK WOOD STAIR, PAINTED WHITE RISER, OAK TREAD WHITE PAINTED CONTINUOUS RAILING, CARPET RUNNER
 - 117 COLUMN WRAP-SEE DTL TYP
 - 118 LINE OF SOFFIT ABOVE
 - 119 LEDGE BETWEEN STAIRS TO ENCLOSE GAP
 - 120 OPEN RAILING
 - 121 BRADLEY INTEGRATED SINK SYSTEM - ADA COMPLAINT
 - 122 LAMINATED OR MTL CABINETS TBD
 - 123 WALL MOUNTED ADA SINK
 - 124 HARDWOOD FLOOR & 8" WOOD BASE
 - 125 CARPET FLOORING W/4" WOOD BASE
 - 126 INTEGRATED WALK OFF CARPET IN VESTIBULE DEPRESS SLAB
 - 127 GRANITE COUNTER & 4" BACKSPLASH @ ADA COUNTER HEIGHT
 - 128 FORMICA COUNTER & CABINETS W/ 4" BACKSPLASH
 - 129 WOOD CABINETS
 - 130 WOOD BUILT-IN SEATING
 - 131 LOW WALL W/ GRANITE CAP / LEDGE
 - 133 EQUIPMENT BY OTHERS
 - 134 UNFINISH FLOOR (PLYWOOD)
 - 135 EXPOSED CONCRETE
 - 136 SEMI-GLOSS WALL PAINT
 - 138 CERAMIC TILE FLOOR SLOPE TO DRAINS
 - 139 EXPOSED STRUCTURAL STL COLUMN - SEE STRUCTURAL
 - 140 DRYWALL CEILING - PAINTED
 - 141 5'-6" HIGH FRP TILE LOOK

Stampfl Associates
architecture + planning
711 Hyde Park
Doyletown, PA 18902
215.345.4609 p 215.345.4610 f
www.stampflassociates.com

REVISIONS	Description	Date	No.



PERMIT ONLY - NOT FOR CONSTRUCTION

WOODLANDS AT GREYSTONE
SCULTHORPE DR. WEST GOSHEN TOWNSHIP
CHESTER COUNTY, PA

DRAWING NAME: LOWER LEVEL FLOOR PLAN
PROJECT NUMBER: 18-053
DATE: 2020-09-04
SCALE: As indicated
sheet no.

DRAWN BY: [Name]
AUTHOR: [Name]
CHECKED BY: [Name]
APPROVED BY: [Name]

LOCATION: [Address]

Copyright 2020 by STAMPEL ASSOCIATES, LLC. 711 Hyde Park, Doyletown, PA 18902, phone number 215.345.4609. All rights reserved. The plans, elevations, drawings, illustrations and other material contained within this set are the property of STAMPEL ASSOCIATES, LLC, and may not be reproduced either in or out of the public, nor are they to be assigned to any third party, without the express written permission of STAMPEL ASSOCIATES, LLC. Written dimensions on the drawing shall have precedence over scaled dimensions. Contractors shall verify, and be responsible for all dimensions and conditions on the job, and this office must be notified of any variations from the dimensions and conditions shown on these drawings. All shop drawings must be submitted to this office for approval before proceeding with fabrication.

9/2/2020 9:47:45 AM

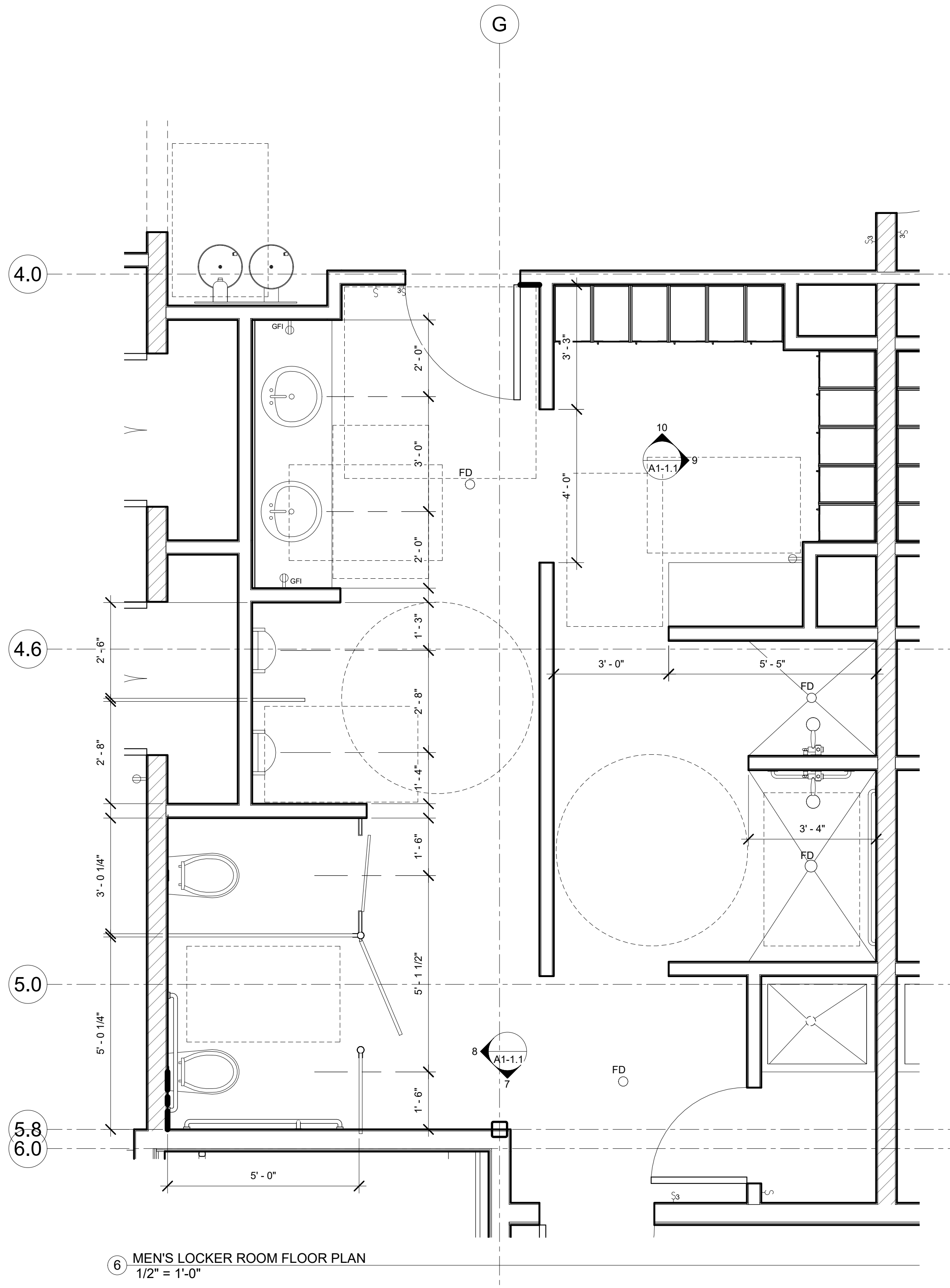
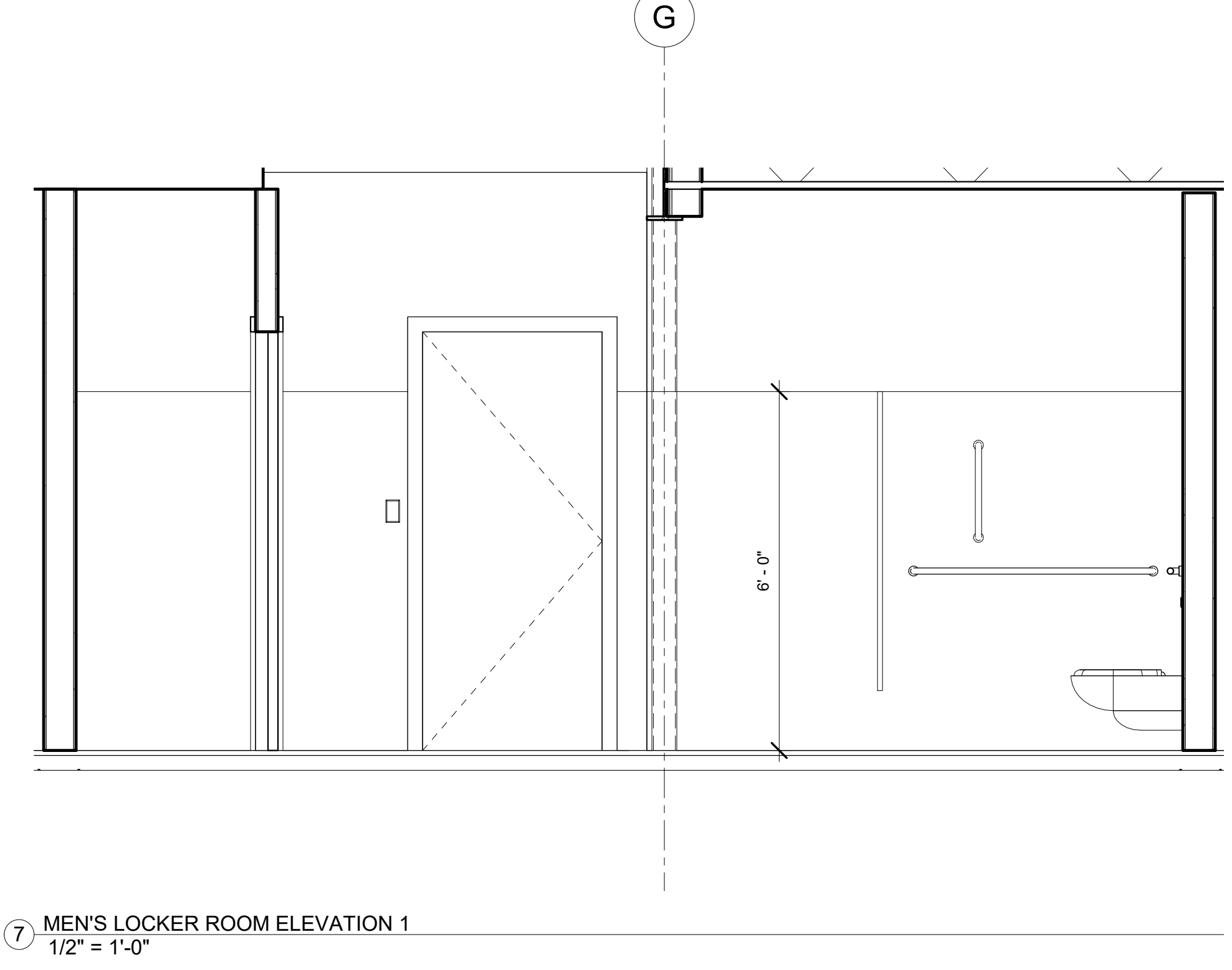
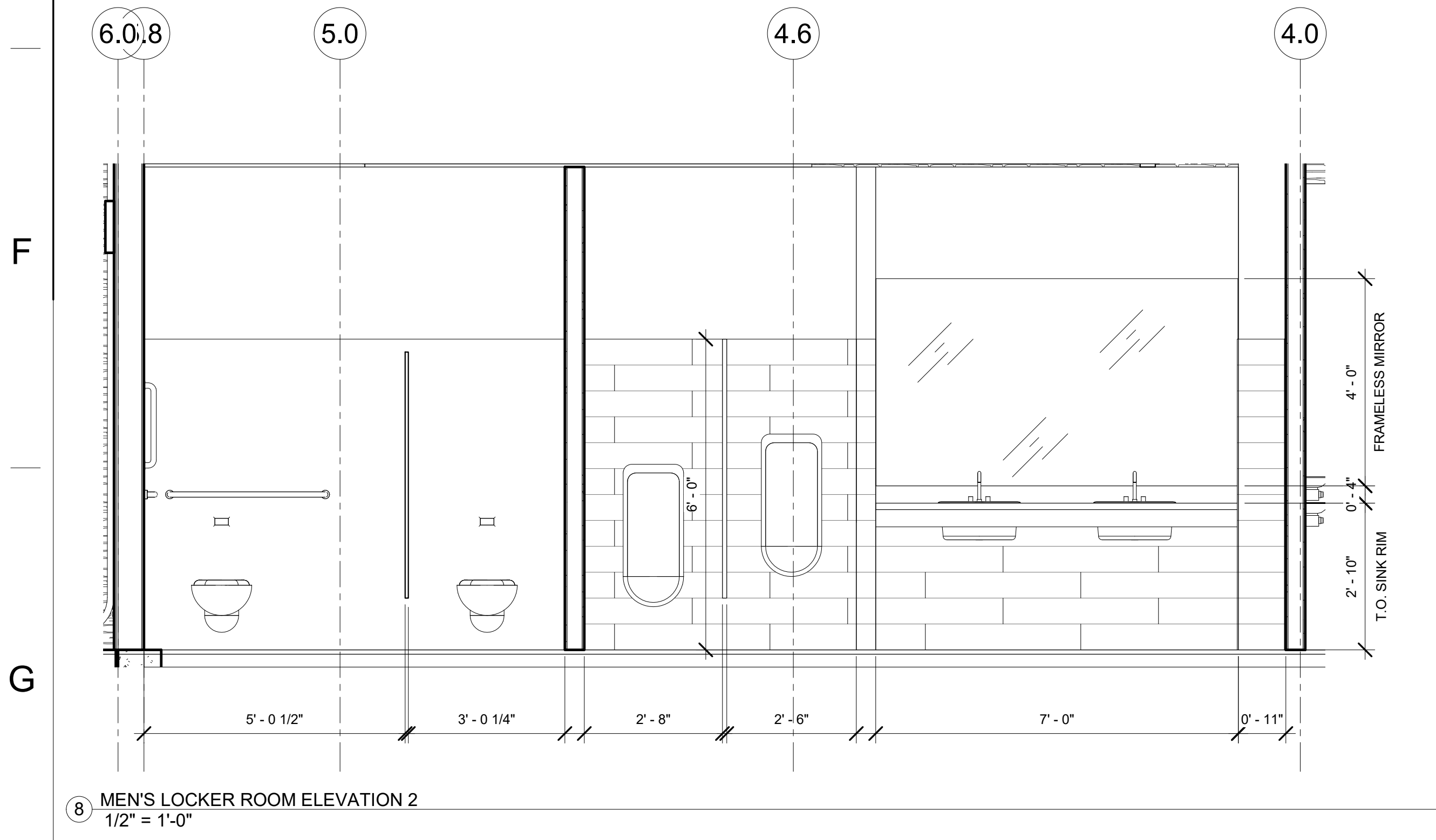
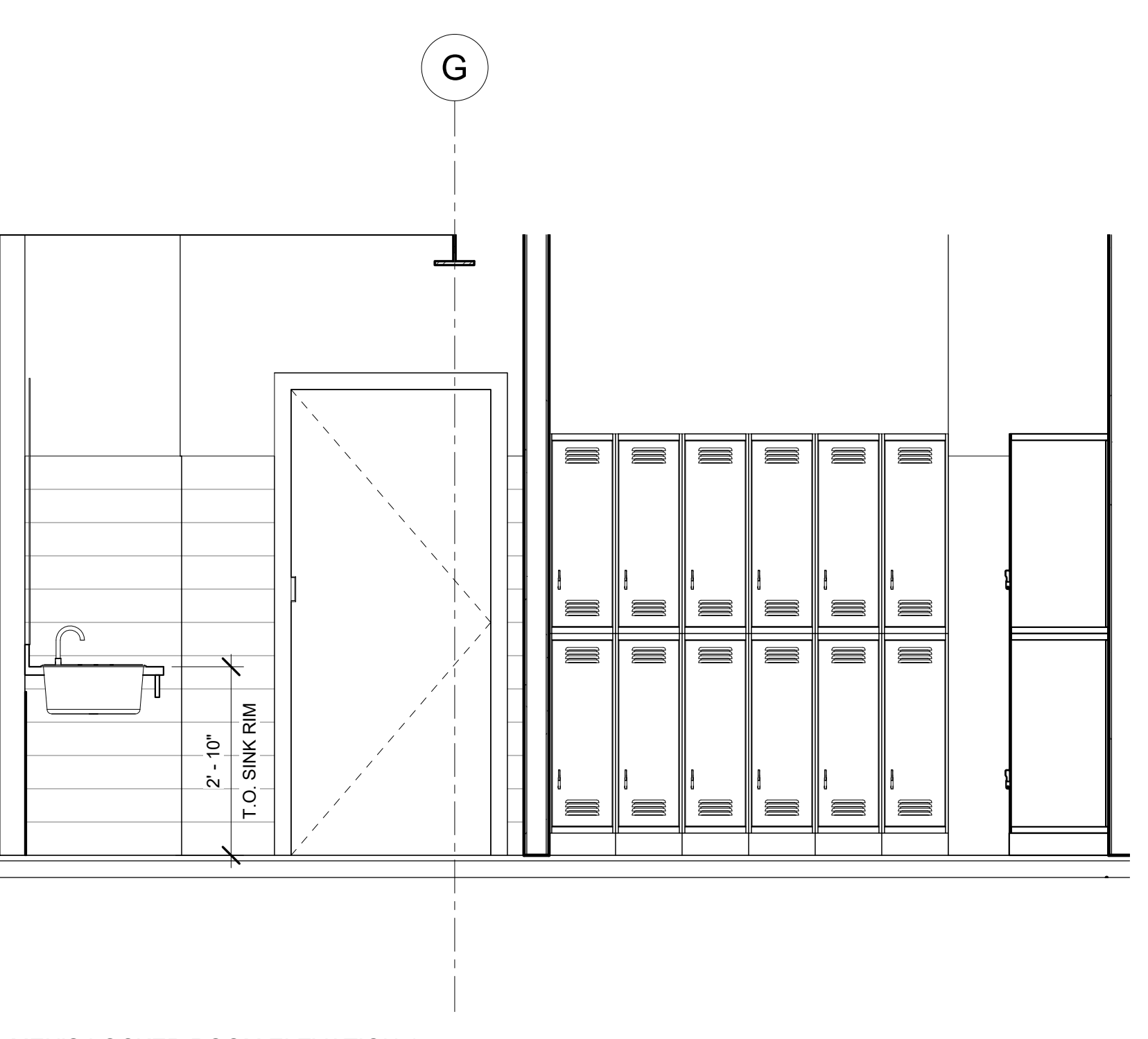
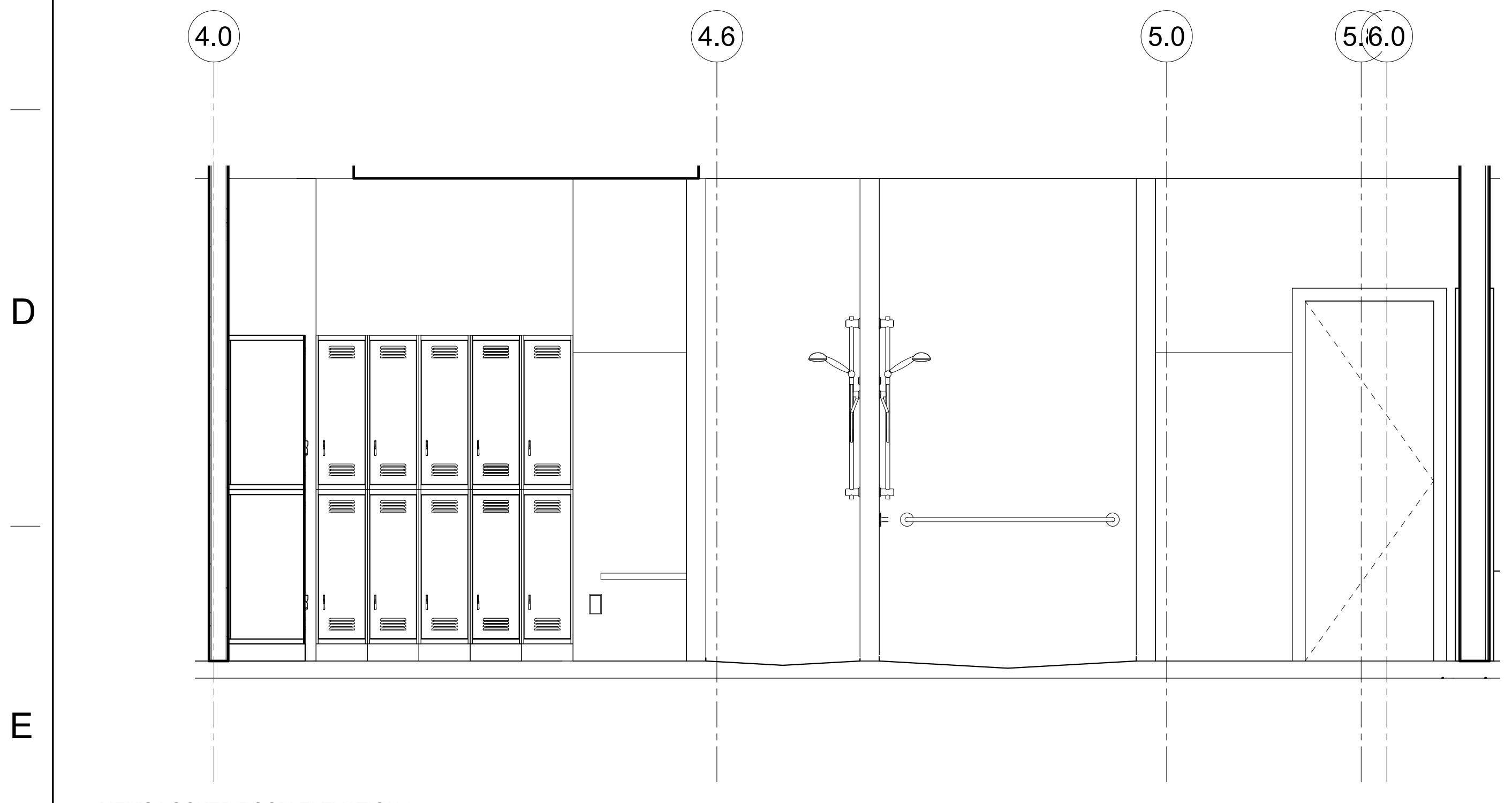
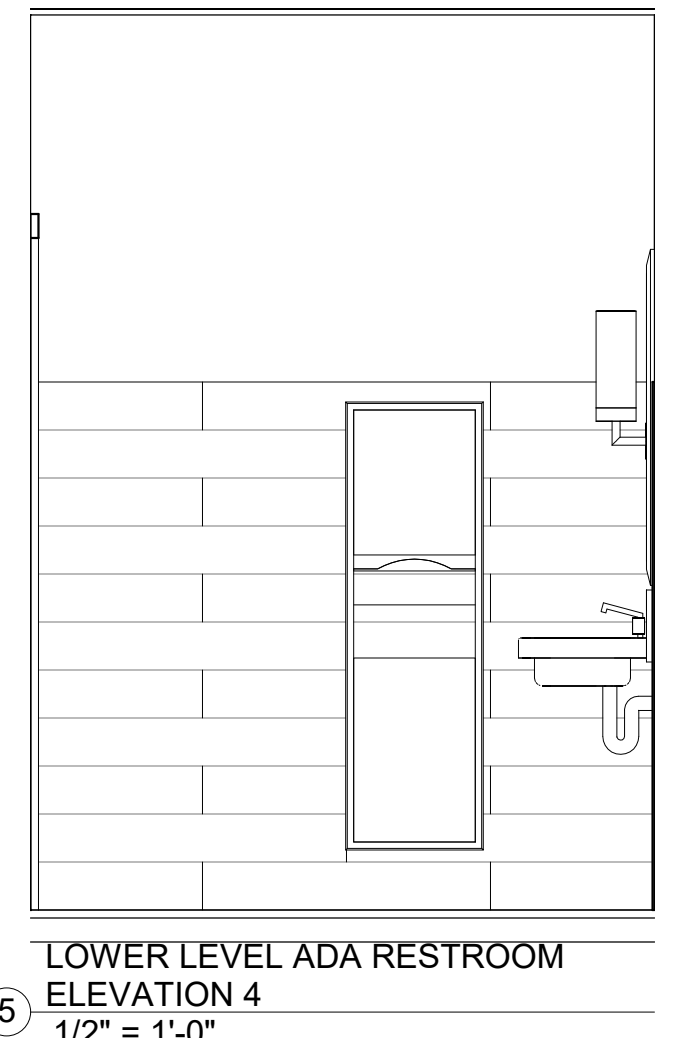
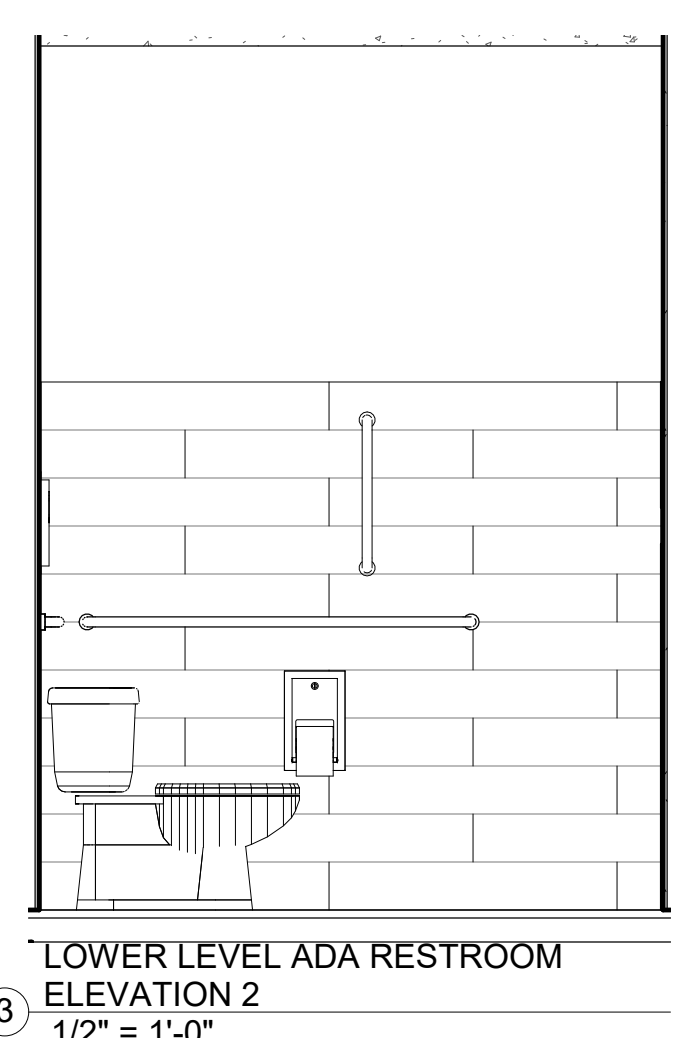
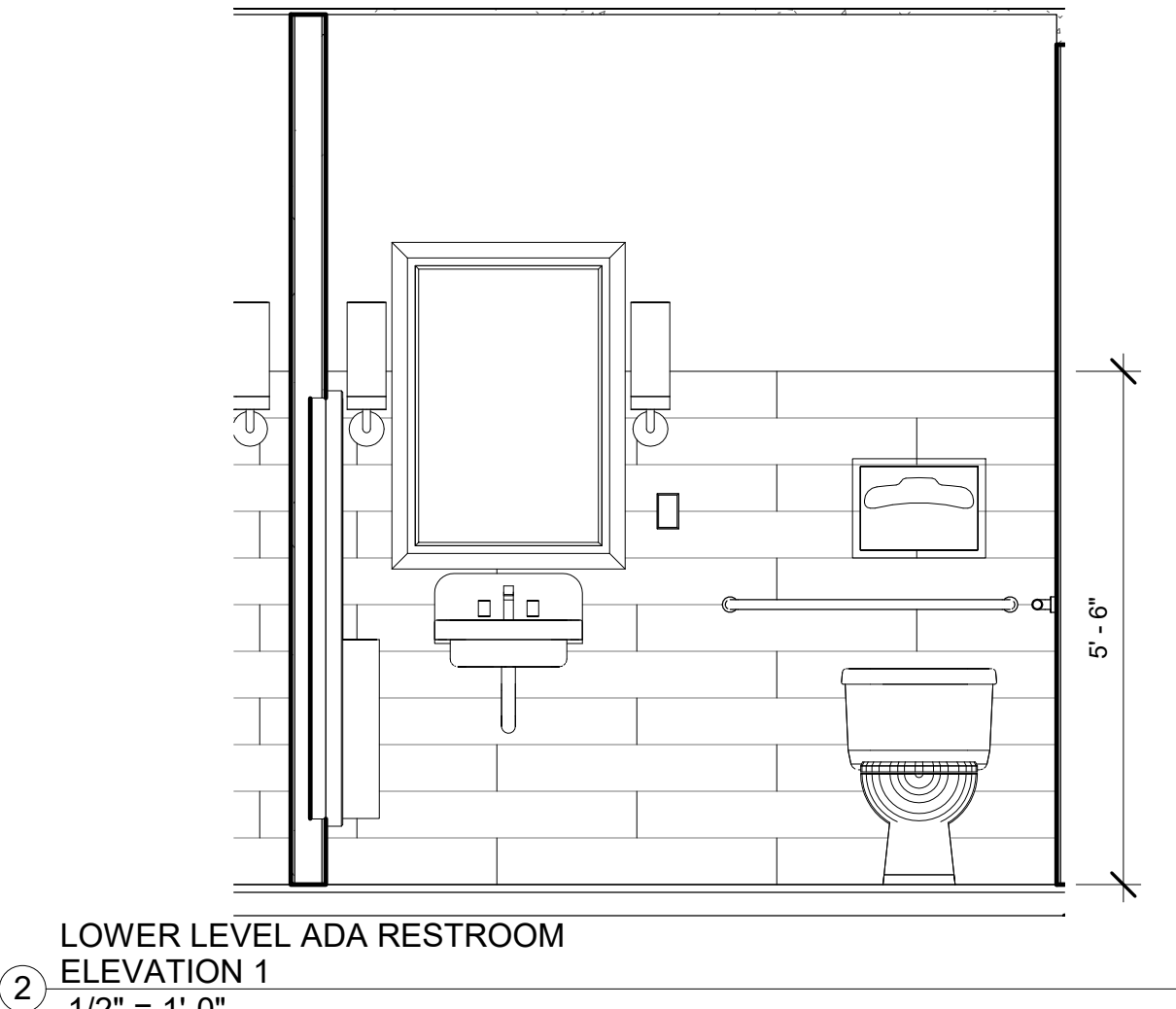
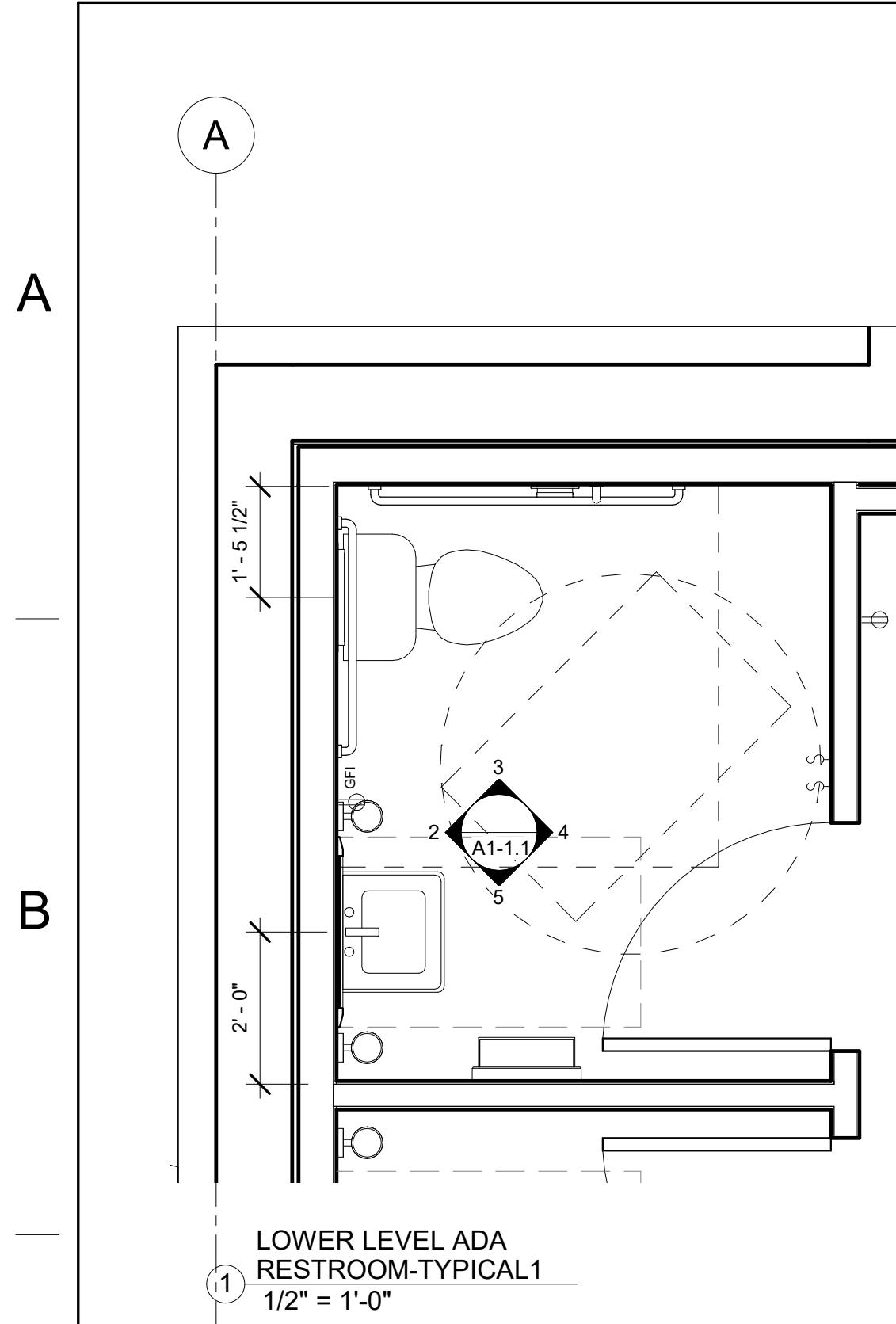
2 LOWER LEVEL FLOOR PLAN
1/4" = 1'-0"

SUBMITTAL FOR BUILDING PERMIT INCLUDING SLAB, UTILITY WORK AND OTHER WORK NOT PREVIOUSLY INCLUDED WITH PREVIOUSLY ISSUED FOUNDATION ONLY PERMIT WHICH INCLUDED PERIMETER AND INTERIOR FOOTINGS AND RETAINING WALLS.

- [Pattern] CONCRETE WALL
- [Pattern] INTERIOR BEARING WALL
- [Pattern] PLATFORM FRAMING
- [Pattern] BALLOON FRAMING
- [Pattern] CMU WALL


A1-1

1 2 3 4 5 6 7 8



S^a
Stampfl Associates
architecture + planning
711 Hyde Park
Doylstown, PA 18902
215.345.4609 • 215.345.4610 f
www.stampflassociates.com

REVISIONS	Description	Date	No.	chk'd by



PERMIT ONLY - NOT FOR CONSTRUCTION

DRAWING NAME: MEN'S LOCKER ROOMS

WOODLANDS AT GREYSTONE

SCULTHORPE DR. WEST GOSHEN TOWNSHIP
CHESTER COUNTY, PA

PROJECT NUMBER: 18-053
DATE: 2020-09-04
SCALE: 1/2" = 1'-0"
SHEET NO.

DRAWN BY: []
AUTHOR: []
CHECKED BY: []
APPROVED BY: []

A1-1.1

1

2

3

4

5

6

7

8

A

B

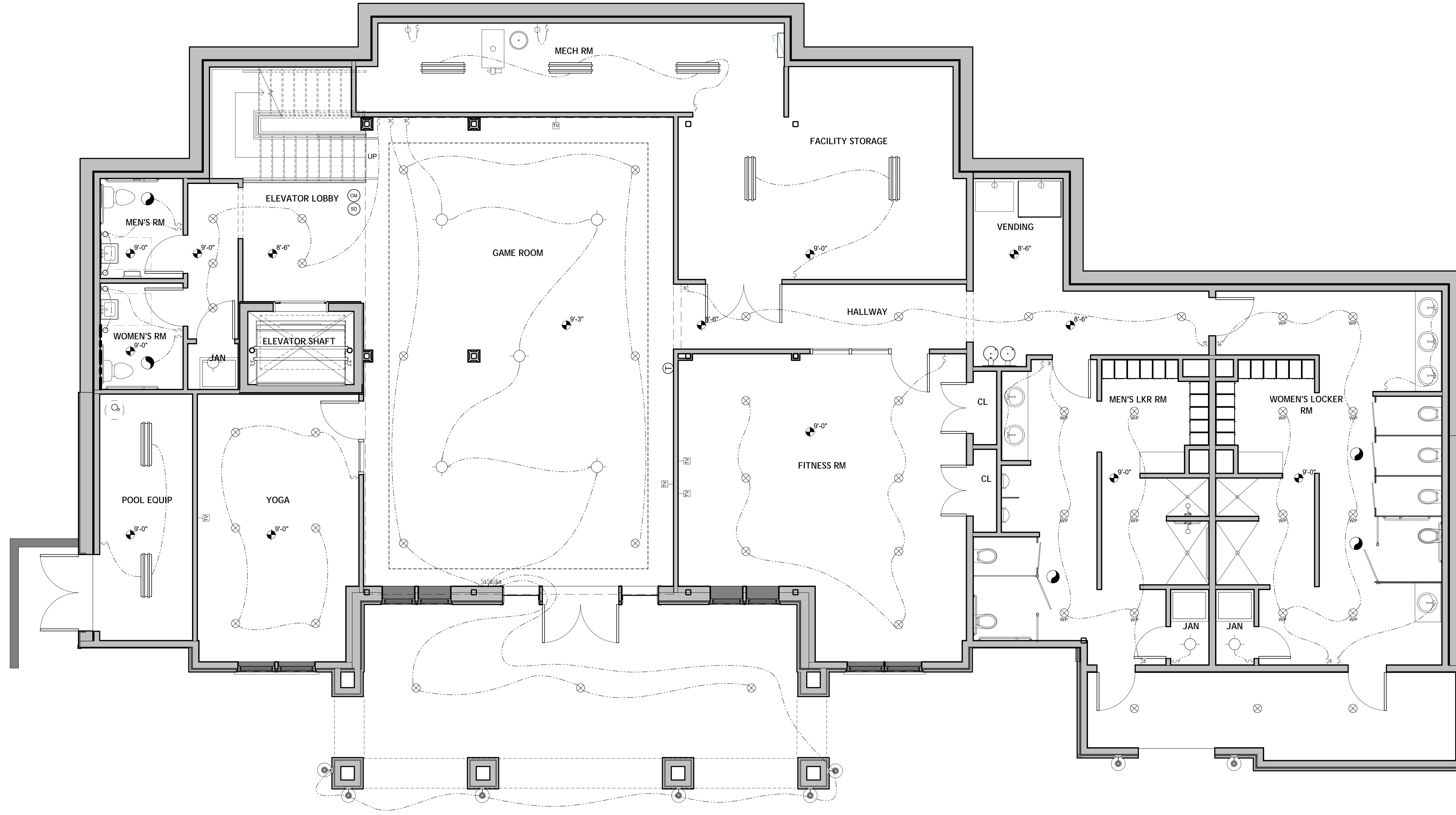
C

D

E

F

G




RCP LEGEND

- JUNCTION BOX FOR FUTURE FIXTURE
- SURFACE MOUNTED LIGHT FIXTURE
- PENDANT LIGHT FIXTURE
- WALL MOUNTED LIGHT FIXTURE
- UNDERMOUNT DOWNLIGHTS
- UPPER CABINETS BACKLIT
- FLOOD LIGHT
- CHANDELIER
- CEILING FAN
- EXHAUST FAN
- EXHAUST FAN / LIGHT WATER PROOF (VENT TO EXTERIOR)
- RECESSED LIGHT FIXTURE
- WATERPROOF RECESSED LIGHT FIXTURE
- WATERPROOF RECESSED LIGHT FIXTURE- ADJUSTABLE EYEBALL
- SMOKE / CO DETECTOR
- CARBON MONOXIDE DETECTOR
- SMOKE DETECTOR
- FLUORESCENT LIGHT
- LIGHT SWITCH
- THREE WAY LIGHT SWITCH

Stampfl Associates
architecture + planning
711 Hyde Park
Doylstown, PA 18902
215.345.4609 p 215.345.4610 f
www.stampflassociates.com

REVISIONS	Description	Date	No.	chk'd by



PERMIT ONLY - NOT FOR CONSTRUCTION

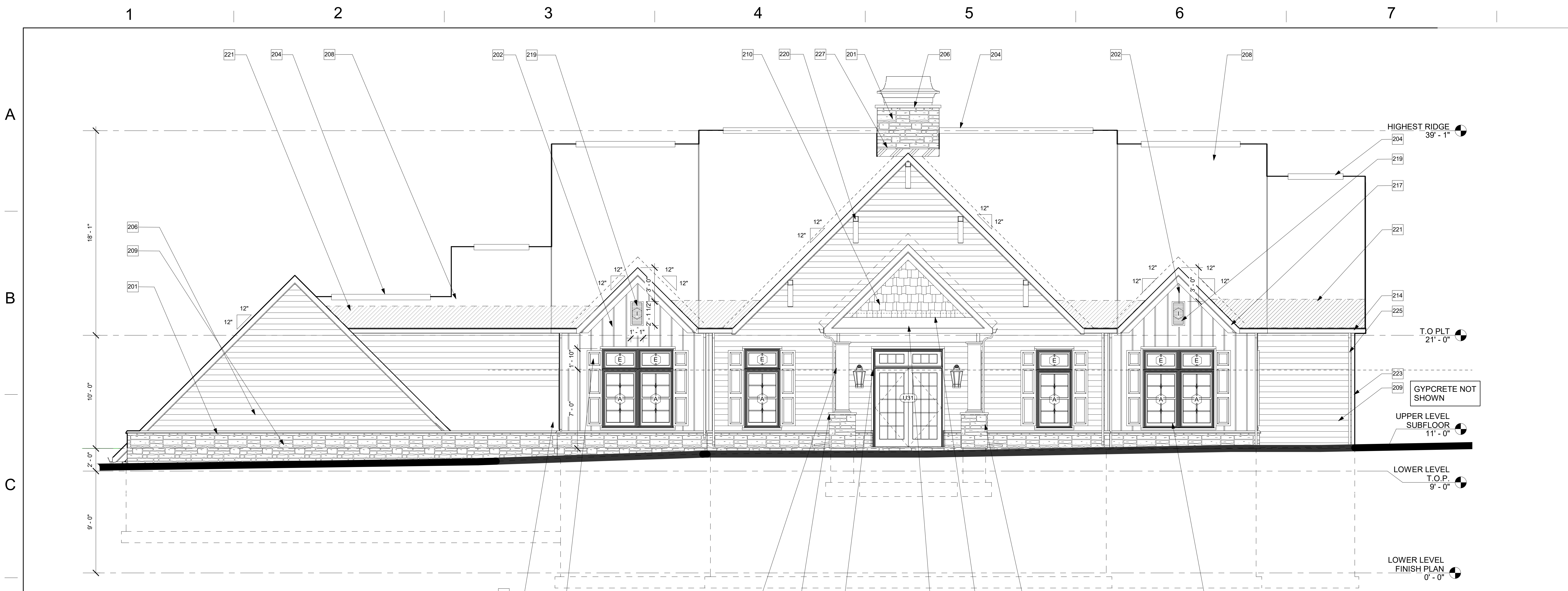
WOODLANDS AT GREYSTONE
SCULTHORPE DR. WEST GOSHEN TOWNSHIP
CHESTER COUNTY, PA

1 LOWER LEVEL ELECTRICAL PLAN
1/4" = 1'-0"

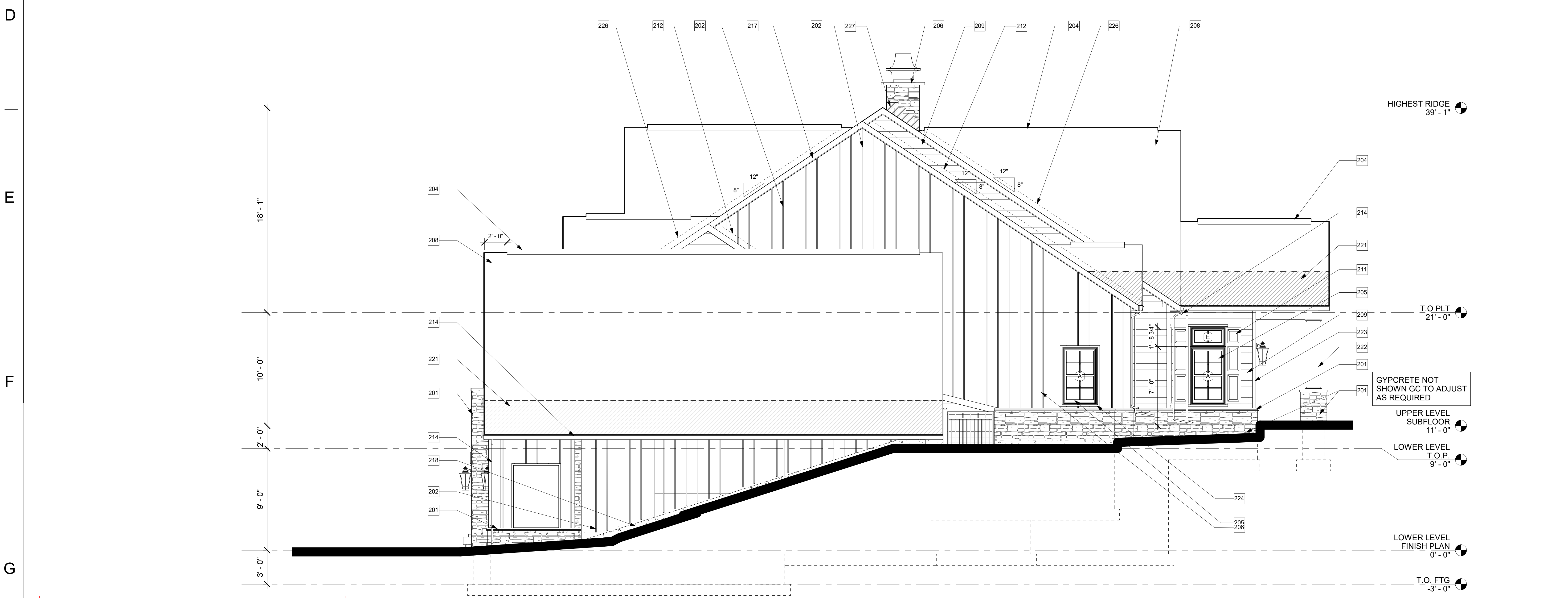
Project number: 18-053	Drawn by: Author
date: 2020-09-04	chk'd by: Checker
scale: 1/4" = 1'-0"	approv. by: Approver
sheet no.	

A1-4

Copyright 2020 by STAMPEL ASSOCIATES, LLC, 711 Hyde Park, Doylstown, PA 18902, phone number 215.345.4609. All rights reserved. The plans, elevations, drawings, illustrations and other material contained within this set are the property of STAMPEL ASSOCIATES, LLC, and may not be reproduced either in or out of the office, nor are they to be assigned to any third party, without the express written permission of STAMPEL ASSOCIATES, LLC. We warrant dimensions on the drawing shall have precedence over scaled dimensions. Contractors shall verify, and be responsible for all dimensions and conditions on the job, and this office must be notified of any variations from the dimensions and conditions shown on these drawings. All shop drawings must be submitted to this office for approval before proceeding with fabrication.



1 FRONT ELEVATION
1/4" = 1'-0"




2 LEFT ELEVATION
1/4" = 1'-0"

SUBMITTAL FOR BUILDING PERMIT INCLUDING SLAB, UTILITY WORK AND OTHER WORK NOT PREVIOUSLY INCLUDED WITH PREVIOUSLY ISSUED FOUNDATION ONLY PERMIT WHICH INCLUDED PERIMETER AND INTERIOR FOOTINGS AND RETAINING WALLS.

- ### KEYNOTES
- | # | ELEMENT |
|-----|---|
| 201 | SIMULATED STONE VENEER WATERTABLE & CAP |
| 202 | BOARD + BATTEN VERTICAL SIDING (TYP) |
| 203 | CRICKET-SEE ROOF PLAN |
| 204 | RIDGEVENT- SEE ROOF VENT |
| 205 | VINYL CLAD WINDOWS (SIZE PER PLAN) |
| 206 | SLATE CHIMNEY & WALL CAP |
| 207 | VENEER LINTEL |
| 208 | 30 YEAR WARRANTY COMPOSITE SHINGLES |
| 209 | HORIZONTAL VINYL SIDING |
| 210 | CEDAR SHAKE SIDING |
| 211 | PANEL SHUTTERS |
| 212 | PROVIDE FLASHING HORIZONTALLY ON ROOF AND VERTICALLY UP WALL |
| 214 | ALUMINUM GUTTERS |
| 215 | ALUMINUM RAILING SYSTEM - WHITE |
| 216 | 2X12 BELLY BAND |
| 217 | ALUMINUM WRAP FASCIAS AT WALL EAVES & RAKES (TYP) |
| 218 | PROVIDE PARGED FINISH OVER EXPOSED FND WALL - COLOR TO MATCH SIDING |
| 219 | 2H X 1W NON-FUCT LOUVER |
| 220 | PVC BRACKETS |
| 221 | 3' ICE & WATER SHIELD (SEE ROOF PLAN) |
| 222 | PVS CRAFTSMAN COLUMN SURROUND (TYP) |
| 223 | CORNER BOARD AZEK OR FYPON @ SIDING |
| 224 | 2' AZEK OR FYPON WINDOW AND DOOR TRIM (TYP) |
| 225 | 4" ALUMINUM DOWNSPOUTS |
| 226 | VALLEY FLASHING |
| 227 | ALUMINIUM STEP FLASHING |
| 228 | SPRAY SEALER IS TO BE APPLIED TO STONE VENEER ON WALLS FACING POOL TO PROTECT THE VENEER FROM CHLORINE VAPORS AND DISCOLORATION. CONTRACTOR IS TO VERIFY SEALER IS COMPATIBLE WITH CHOSEN VENEER MFG. |

Stampfl Associates
architecture + planning
711 Hyde Park
Doylestown, PA 18902
215.345.4609 p 215.345.4610 f
www.stampflassociates.com

REVISIONS	Description	Date	No.



PERMIT ONLY - NOT FOR CONSTRUCTION

WOODLANDS AT GREYSTONE
SCULTHORPE DR. WEST GOSHEN TOWNSHIP
CHESTER COUNTY, PA

DRAWING NAME: ELEVATIONS LOCATION:

Project number: 18-053	Drawn by: FM
date: 2020-09-04	chk'd by: Checker
scale: 1/4" = 1'-0"	approv. by: Approver
sheet no.	

A2-0

Copyright 2020 by STAMPFL ASSOCIATES, LLC, 711 Hyde Park, Doylestown, PA 18902, phone number 215.345.4609. All rights reserved. The plans, elevations, drawings, specifications and other material contained within this set are the property of STAMPFL ASSOCIATES, LLC, and may not be reproduced either in or wholly, nor are they to be assigned to any third party, without the express written permission of STAMPFL ASSOCIATES, LLC. Written dimensions on the drawing shall have precedence over scaled dimensions. Contractors shall verify, and be responsible for all dimensions and conditions on the job, and this office must be notified of any variations from the dimensions and conditions shown on these drawings. All shop drawings must be submitted to this office for approval before proceeding with fabrication.


9/2/2020 9:48:46 AM



- ### KEYNOTES
- | # | ELEMENT |
|-----|---|
| 201 | SIMULATED STONE VENEER WATERTABLE & CAP |
| 202 | BOARD + BATTEN VERTICAL SIDING (TYP) |
| 203 | CRICKET-SEE ROOF PLAN |
| 204 | RIDGEVENT- SEE ROOF VENT |
| 205 | VINYL CLAD WINDOWS (SIZE PER PLAN) |
| 206 | SLATE CHIMNEY & WALL CAP |
| 207 | VENEER LINTEL |
| 208 | 30 YEAR WARRANTY COMPOSITE SHINGLES |
| 209 | HORIZONTAL VINYL SIDING |
| 210 | CEDAR SHAKE SIDING |
| 211 | PANEL SHUTTERS |
| 212 | PROVIDE FLASHING HORIZONTALLY ON ROOF AND VERTICALLY UP WALL |
| 214 | ALUMINUM GUTTERS |
| 215 | ALUMINUM RAILING SYSTEM - WHITE |
| 216 | 2X12 BELLY BAND |
| 217 | ALUMINUM WRAP FASCIAS AT WALL EAVES & RAKES (TYP) |
| 218 | PROVIDE PARGED FINISH OVER EXPOSED FND WALL - COLOR TO MATCH SIDING |
| 219 | 2H X 1W NON-FUCT LOUVER |
| 220 | PVC BRACKETS |
| 221 | 3' ICE & WATER SHIELD (SEE ROOF PLAN) |
| 222 | PVS CRAFTSMAN COLUMN SURROUND (TYP) |
| 223 | CORNER BOARD AZEK OR FYPON @ SIDING |
| 224 | 2' AZEK OR FYPON WINDOW AND DOOR TRIM (TYP) |
| 225 | 4" ALUMINUM DOWNSPOUTS |
| 226 | VALLEY FLASHING |
| 227 | ALUMINIUM STEP FLASHING |
| 228 | SPRAY SEALER IS TO BE APPLIED TO STONE VENEER ON WALLS FACING POOL TO PROTECT THE VENEER FROM CHLORINE VAPORS AND DISCOLORATION. CONTRACTOR IS TO VERIFY SEALER IS COMPATIBLE WITH CHOSEN VENEER MFG. |

Stampfl Associates
architecture + planning
711 Hyde Park
Doylstown, PA 18902
215.345.4609 p 215.345.4610 f
www.stampflassociates.com

REVISIONS	Description	Date	No.



PERMIT ONLY - NOT FOR CONSTRUCTION

WOODLANDS AT GREYSTONE

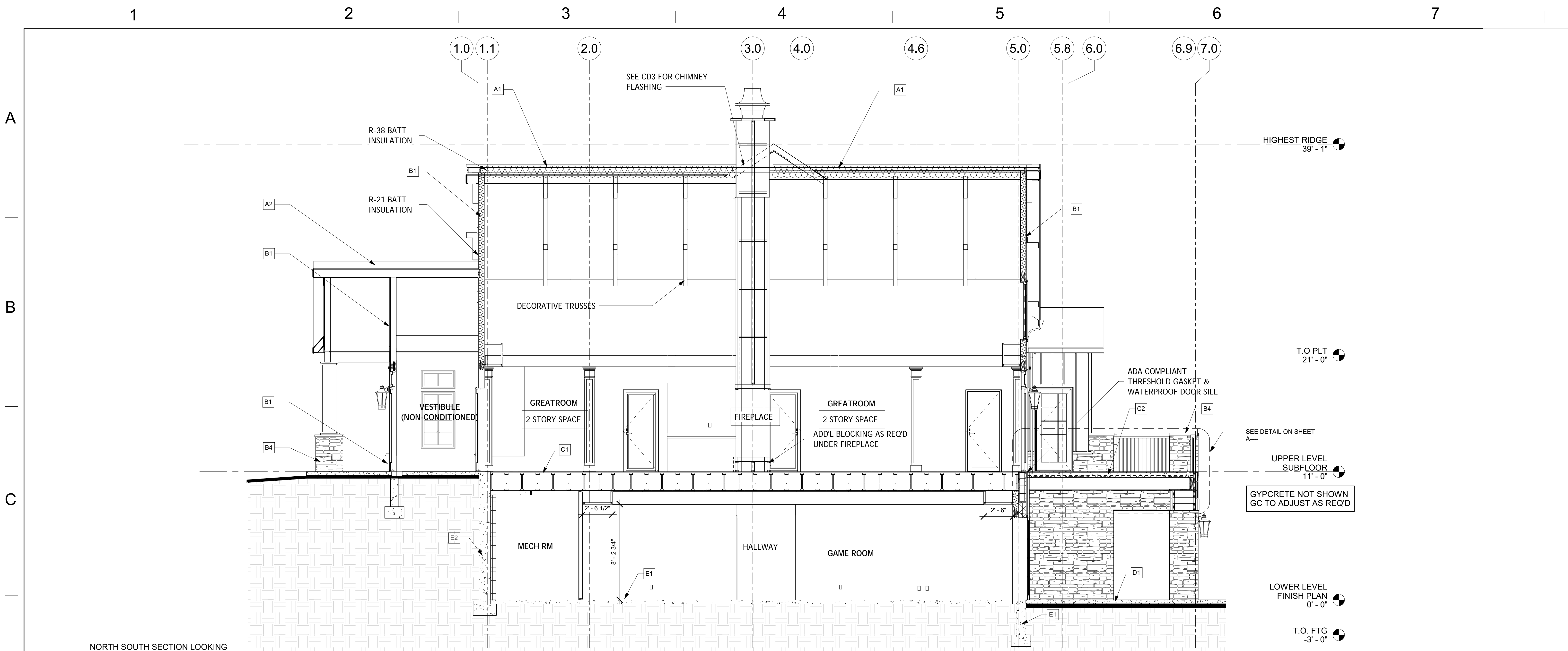
SCULTHORPE DR. WEST GOSHEN TOWNSHIP
CHESTER COUNTY, PA

DRAWING NAME: ELEVATIONS LOCATION:

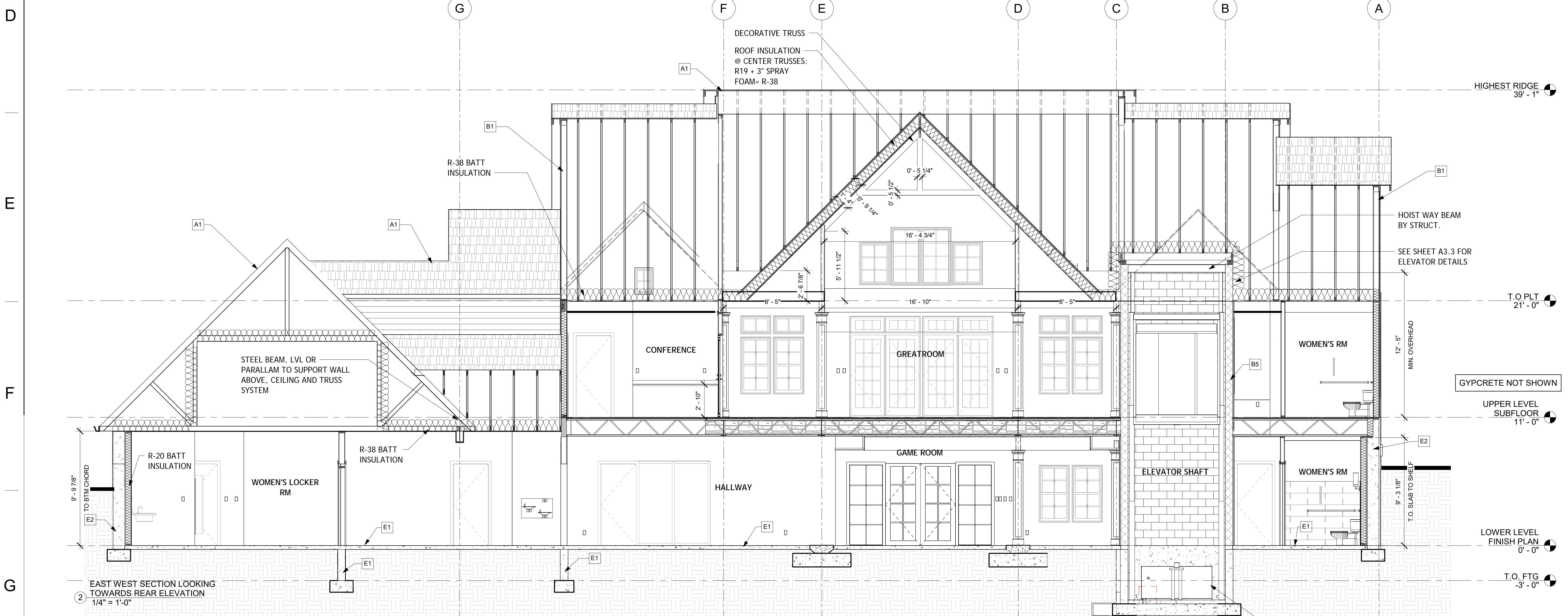
Project number: 18-053	Drawn by:
date: 2020-09-04	Author:
scale: 1/4" = 1'-0"	chk'd by:
sheet no.	Checker:
	Approver:

SUBMITTAL FOR BUILDING PERMIT INCLUDING SLAB, UTILITY WORK AND OTHER WORK NOT PREVIOUSLY INCLUDED WITH PREVIOUSLY ISSUED FOUNDATION ONLY PERMIT WHICH INCLUDED PERIMETER AND INTERIOR FOOTINGS AND RETAININGS WALLS.

A2-1



1 NORTH SOUTH SECTION LOOKING TOWARDS LEFT ELEVATION
1/4" = 1'-0"



2 EAST WEST SECTION LOOKING TOWARDS REAR ELEVATION
1/4" = 1'-0"


SUBMITTAL FOR BUILDING PERMIT INCLUDING SLAB, UTILITY WORK AND OTHER WORK NOT PREVIOUSLY INCLUDED WITH PREVIOUSLY ISSUED FOUNDATION ONLY PERMIT WHICH INCLUDED PERIMETER AND INTERIOR FOOTINGS AND RETAINING WALLS.

SECTIONS KEY NOTES

- | # | ELEMENT |
|----|--|
| A1 | SHINGLE ROOF CONSTRUCTION: 30-YEAR COMPOSITION ROOF SHINGLES ON UNDERLAYMENT ON ROOF SHEATHING ON ROOF FRAMING MEMBERS (AS NOTED ON FRAMING PLANS). CEILING: 5/8" GYPSUM BOARD WITH R-38 INSULATION ABOVE. PROVIDE ICE & WATER SHIELD IN AREAS AS SHOWN. |
| A2 | SHINGLE ROOF CONSTRUCTION: 30-YEAR COMPOSITION ROOF SHINGLES ON UNDERLAYMENT ON ROOF SHEATHING ON ROOF FRAMING MEMBERS (AS NOTED ON FRAMING PLANS). CEILING: 5/8" GYPSUM BOARD. |
| B1 | TYPICAL SIDING WALL CONSTRUCTION: HORIZONTAL OR VERTICAL SIDING (PER EXTERIOR ELEVATIONS) ON WATER RESISTANT BARRIER ON EXTERIOR WALL SHEATHING ON 2x6 STUDS, 16" O.C. W/R-21 INSULATION IN CAVITIES. INTERIOR: 5/8" GYPSUM BOARD. |
| B2 | TYPICAL STONE VENEER WALL CONSTRUCTION: MANUFACTURED STONE VENEER (INSTALLED PER MFR'S SPECS.) OVER WATER RESISTANT BARRIER ON EXTERIOR WALL SHEATHING ON 2x6 STUDS, 16" O.C. W/R-21 INSULATION IN CAVITIES. INTERIOR: 5/8" GYPSUM BOARD. |
| B4 | STONE VENEER WALL CONSTRUCTION: MANUFACTURED STONE VENEER (INSTALLED PER MFR'S SPECS.) OVER 8" CONC MASONRY WALL W/ SLATE CAP. |
| B5 | ELEVATOR SHAFT: 8" CMU WALL ON 8" CONCRETE WALL PIT. |
| C1 | TYPICAL FLOOR CONSTRUCTION: FINISHED FLOOR COVERING PER FLOOR PLANS OVER 3/4" PLYWOOD FLOOR SHEATHING ON FLOOR FRAMING JOISTS AS NOTED ON FRAMING DRAWINGS. GYPCRETE SYSTEM NOT SHOWN. GC TO PROVIDE THRESHOLDS AND TRANSITION STRIPS BETWEEN DISSIMILAR MATERIALS AS REQUIRED, INCLUDING GYPCRETE. INTERIOR FINISH OF CEILING 5/8" DRYWALL UNLESS NOTED OTHERWISE. INSULATE REQUIRED CAVITIES AS NOTED. PROVIDE 5/8" TYPE 'C' ON CLG. PER DETAIL. PROVIDE R-30 OR R-38 INSULATION IN FLOOR CAVITIES BETWEEN CONDITIONED & NON-CONDITIONED SPACES AS NOTED-SEE SECTIONS. |
| C2 | SPECIALIZED FLOOR CONSTRUCTION: 6" CONCRETE SLAB WITH 4X4-W4.0 X W4.0 IN CENTER OF SLAB ABOVE 3" GAUGE TYPE 'VU' GALVANIZED METAL DECK TYP. WATERPROOF DECK ABOVE INTERIOR SPACES. PROVIDE P.T. 2X SHIM FLOOR SYSTEM OVER 6" SLAB IN CONDITIONED AREAS ONLY-SEE DETAILS. PROVIDE ACCESSIBLE THRESHOLD. |
| D1 | FLOOR SLAB CONSTRUCTION: NEW 4" NOMINAL CONCRETE SLAB W/ 6X6 - W1.4XW1.4 W.W.M. W/10 MIL VAPOR BARRIER ON 4" GRAVEL & 95% COMPACTED SOIL TYPICAL. PROVIDE R-10 SLAB INSULATION PER DETAIL UNDER PERIMETER OF CONDITIONED AREAS WHERE SHOWN. SEE FOUNDATION PLAN. |
| E1 | LOWER LEVEL FOUNDATION SYSTEM: NEW 10" CONC. FOUNDATION WALL (UNLESS PLAN SHOWS OTHERWISE) WITH 4" CONC. SLAB AND CONC. FOOTINGS AS SHOWN ON CONSTRUCTION DETAILS. PROVIDE R-21 BATT INSULATION, R-21 RIGID INSULATION IN UNFINISHED AREAS AS SHOWN ON PLANS. |
| E2 | LOWER LEVEL FOUNDATION SYSTEM: NEW 12" CONC. FOUNDATION WALL (UNLESS PLAN SHOWS OTHERWISE) FOOTINGS PER STRUCT DWGS. PROVIDE R-21 BATT INSULATION, R-21 RIGID INSULATION IN UNFINISHED AREAS AS SHOWN ON PLANS. |



Revisions	Description	Date



PERMIT ONLY - NOT FOR CONSTRUCTION

WOODLANDS AT GREYSTONE
SCULTHORPE DR. WEST GOSHEN TOWNSHIP
CHESTER COUNTY, PA

DRAWING NAME: BUILDING SECTIONS

Project number: 18-053
date: 2020-09-04
scale: 1/4" = 1'-0"
sheet no.

Drawn by: Author
chk'd by: Checker
approved by: Approver

LOCATION:

A3-0




SECTIONS KEY NOTES

- | # | ELEMENT |
|----|--|
| A1 | SHINGLE ROOF CONSTRUCTION: 30-YEAR COMPOSITION ROOF SHINGLES ON UNDERLAYMENT ON ROOF SHEATHING ON ROOF FRAMING MEMBERS (AS NOTED ON FRAMING PLANS). CEILING: 5/8" GYPSUM BOARD WITH R-38 INSULATION ABOVE. PROVIDE ICE & WATER SHIELD IN AREAS AS SHOWN. |
| A2 | SHINGLE ROOF CONSTRUCTION: 30-YEAR COMPOSITION ROOF SHINGLES ON UNDERLAYMENT ON ROOF SHEATHING ON ROOF FRAMING MEMBERS (AS NOTED ON FRAMING PLANS). CEILING: 5/8" GYPSUM BOARD. |
| B1 | TYPICAL SIDING WALL CONSTRUCTION: HORIZONTAL OR VERTICAL SIDING (PER EXTERIOR ELEVATIONS) ON WATER RESISTANT BARRIER ON EXTERIOR WALL SHEATHING ON 2x6 STUDS, 16" O.C. W/ R-21 INSULATION IN CAVITIES. INTERIOR: 5/8" GYPSUM BOARD. |
| B2 | TYPICAL STONE VENEER WALL CONSTRUCTION: MANUFACTURED STONE VENEER (INSTALLED PER MFR'S SPECS.) OVER WATER RESISTANT BARRIER ON EXTERIOR WALL SHEATHING ON 2x6 STUDS, 16" O.C. W/ R-21 INSULATION IN CAVITIES. INTERIOR: 5/8" GYPSUM BOARD. |
| B4 | STONE VENEER WALL CONSTRUCTION: MANUFACTURED STONE VENEER (INSTALLED PER MFR'S SPECS.) OVER 8" CONC MASONRY WALL W/ SLATE CAP. |
| B5 | ELEVATOR SHAFT: 8" CMU WALL ON 8" CONCRETE WALL PIT. |
| C1 | TYPICAL FLOOR CONSTRUCTION: FINISHED FLOOR COVERING PER FLOOR PLANS OVER 3/4" PLYWOOD FLOOR SHEATHING ON FLOOR FRAMING JOISTS AS NOTED ON FRAMING DRAWINGS. GYPCRETE SYSTEM NOT SHOWN. GC TO PROVIDE THRESHOLDS AND TRANSITION STRIPS BETWEEN DISSIMILAR MATERIALS AS REQUIRED, INCLUDING GYPCRETE. INTERIOR FINISH OF CEILING 5/8" DRYWALL UNLESS NOTED OTHERWISE. INSULATE REQUIRED CAVITIES AS NOTED. PROVIDE 5/8" TYPE 'C' ON CLG. PER DETAIL. PROVIDE R-30 OR R-38 INSULATION IN FLOOR CAVITIES BETWEEN CONDITIONED & NON-CONDITIONED SPACES AS NOTED-SEE SECTIONS. |
| C2 | SPECIALIZED FLOOR CONSTRUCTION: 6" CONCRETE SLAB WITH 4X4-W4.0 X W4.0 IN CENTER OF SLAB ABOVE 3" GAUGE TYPE 'VU' GALVANIZED METAL DECK TYP. WATERPROOF DECK ABOVE INTERIOR SPACES. PROVIDE P.T. 2X SHIM FLOOR SYSTEM OVER 6" SLAB IN CONDITIONED AREAS ONLY-SEE DETAILS. PROVIDE ACCESSIBLE THRESHOLD. |
| D1 | FLOOR SLAB CONSTRUCTION: NEW 4" NOMINAL CONCRETE SLAB W/ 6X6 - W1.4XW1.4 W.W.M. W/10 MIL. VAPOR BARRIER ON 4" GRAVEL & 95% COMPACTED SOIL TYPICAL. PROVIDE R-10 SLAB INSULATION PER DETAIL UNDER PERIMETER OF CONDITIONED AREAS WHERE SHOWN. SEE FOUNDATION PLAN. |
| E1 | LOWER LEVEL FOUNDATION SYSTEM: NEW 10" CONC. FOUNDATION WALL (UNLESS PLAN SHOWS OTHERWISE) WITH 4" CONC. SLAB AND CONC. FOOTINGS AS SHOWN ON CONSTRUCTION DETAILS. PROVIDE R-21 BATT INSULATION, R-21 RIGID INSULATION IN UNFINISHED AREAS AS SHOWN ON PLANS. |
| E2 | LOWER LEVEL FOUNDATION SYSTEM: NEW 12" CONC. FOUNDATION WALL (UNLESS PLAN SHOWS OTHERWISE) FOOTINGS PER STRUCT DWGS. PROVIDE R-21 BATT INSULATION, R-21 RIGID INSULATION IN UNFINISHED AREAS AS SHOWN ON PLANS. |

Stampfl Associates
 architecture + planning
 711 Hyde Park
 Doylestown, PA 18902
 215.345.4609 • 215.345.4610 f
 www.stampflassociates.com

REVISIONS	Description	Date



WOODLANDS AT GREYSTONE
 SCULTHORPE DR. WEST GOSHEN TOWNSHIP
 CHESTER COUNTY, PA

PERMIT ONLY - NOT FOR CONSTRUCTION

DRAWING NAME: BUILDING SECTIONS

Project number: 18-053
 date: 2020-09-04
 scale: 1/4" = 1'-0"
 sheet no.

Drawn by: Author
 checked by: Checker
 approved by: Approver

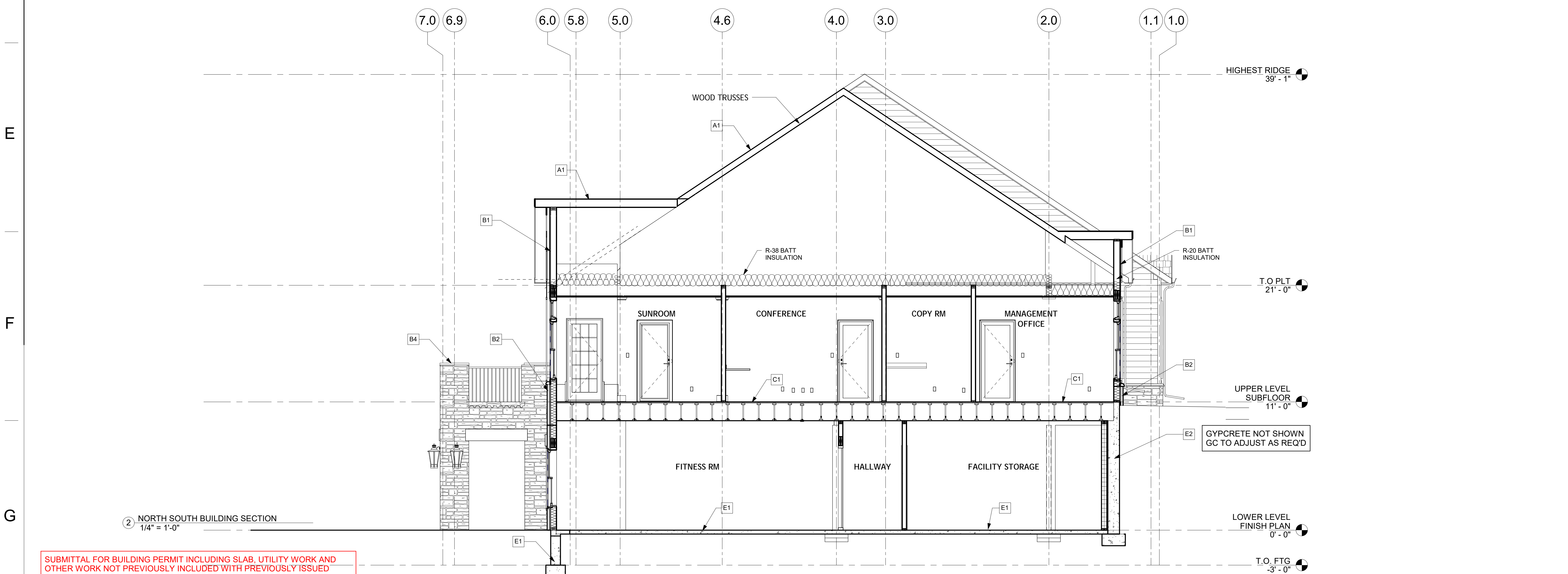
9/2/2020 9:49:23 AM

SUBMITTAL FOR BUILDING PERMIT INCLUDING SLAB, UTILITY WORK AND OTHER WORK NOT PREVIOUSLY INCLUDED WITH PREVIOUSLY ISSUED FOUNDATION ONLY PERMIT WHICH INCLUDED PERIMETER AND INTERIOR FOOTINGS AND RETAINING WALLS.

A3-1



1 EAST WEST BUILDING SECTION
1/4" = 1'-0"



2 NORTH SOUTH BUILDING SECTION
1/4" = 1'-0"


SUBMITTAL FOR BUILDING PERMIT INCLUDING SLAB, UTILITY WORK AND OTHER WORK NOT PREVIOUSLY INCLUDED WITH PREVIOUSLY ISSUED FOUNDATION ONLY PERMIT WHICH INCLUDED PERIMETER AND INTERIOR FOOTINGS AND RETAININGS WALLS.

SECTIONS KEY NOTES

- | # | ELEMENT |
|----|--|
| A1 | SHINGLE ROOF CONSTRUCTION: 30-YEAR COMPOSITION ROOF SHINGLES ON UNDERLAYMENT ON ROOF SHEATHING ON ROOF FRAMING MEMBERS (AS NOTED ON FRAMING PLANS). CEILING: 5/8" GYPSUM BOARD WITH R-38 INSULATION ABOVE. PROVIDE ICE & WATER SHIELD IN AREAS AS SHOWN. |
| A2 | SHINGLE ROOF CONSTRUCTION: 30-YEAR COMPOSITION ROOF SHINGLES ON UNDERLAYMENT ON ROOF SHEATHING ON ROOF FRAMING MEMBERS (AS NOTED ON FRAMING PLANS). CEILING: 5/8" GYPSUM BOARD. |
| B1 | TYPICAL SIDING WALL CONSTRUCTION: HORIZONTAL OR VERTICAL SIDING (PER EXTERIOR ELEVATIONS) ON WATER RESISTANT BARRIER ON EXTERIOR WALL SHEATHING ON 2x6 STUDS, 16" O.C. W/ R-21 INSULATION IN CAVITIES. INTERIOR: 5/8" GYPSUM BOARD. |
| B2 | TYPICAL STONE VENEER WALL CONSTRUCTION: MANUFACTURED STONE VENEER (INSTALLED PER MFR'S SPECS.) OVER WATER RESISTANT BARRIER ON EXTERIOR WALL SHEATHING ON 2x6 STUDS, 16" O.C. W/ R-21 INSULATION IN CAVITIES. INTERIOR: 5/8" GYPSUM BOARD. |
| B4 | STONE VENEER WALL CONSTRUCTION: MANUFACTURED STONE VENEER (INSTALLED PER MFR'S SPECS.) OVER 8" CONC MASONRY WALL W/ SLATE CAP. |
| B5 | ELEVATOR SHAFT: 8" CMU WALL ON 8" CONCRETE WALL PIT. |
| C1 | TYPICAL FLOOR CONSTRUCTION: FINISHED FLOOR COVERING PER FLOOR PLANS OVER 3/4" PLYWOOD FLOOR SHEATHING ON FLOOR FRAMING JOISTS AS NOTED ON FRAMING DRAWINGS. GYPCRETE SYSTEM NOT SHOWN. GC TO PROVIDE THRESHOLDS AND TRANSITION STRIPS BETWEEN DISSIMILAR MATERIALS AS REQUIRED, INCLUDING GYPCRETE. INTERIOR FINISH OF CEILING 5/8" DRYWALL UNLESS NOTED OTHERWISE. INSULATE REQUIRED CAVITIES AS NOTED. PROVIDE 5/8" TYPE 'C' ON CLG. PER DETAIL. PROVIDE R-30 OR R-38 INSULATION IN FLOOR CAVITIES BETWEEN CONDITIONED & NON-CONDITIONED SPACES AS NOTED-SEE SECTIONS. |
| C2 | SPECIALIZED FLOOR CONSTRUCTION: 6" CONCRETE SLAB WITH 4x4-W4.0 X W4.0 IN CENTER OF SLAB ABOVE 3" GAUGE TYPE 'UJ' GALVANIZED METAL DECK TYP. WATERPROOF DECK ABOVE INTERIOR SPACES. PROVIDE P.T. 2X SHIM FLOOR SYSTEM OVER 6" SLAB IN CONDITIONED AREAS ONLY-SEE DETAILS. PROVIDE ACCESSIBLE THRESHOLD. |
| D1 | FLOOR SLAB CONSTRUCTION: NEW 4" NOMINAL CONCRETE SLAB W/ 6X6 - W1.4XW1.4 W.W.M. W/10 MIL. VAPOR BARRIER ON 4" GRAVEL & 95% COMPACTED SOIL TYPICAL. PROVIDE R-10 SLAB INSULATION PER DETAIL UNDER PERIMETER OF CONDITIONED AREAS WHERE SHOWN. SEE FOUNDATION PLAN. |
| E1 | LOWER LEVEL FOUNDATION SYSTEM: NEW 10" CONC. FOUNDATION WALL (UNLESS PLAN SHOWS OTHER WISE) WITH 4" CONC. SLAB AND CONC. FOOTINGS AS SHOWN ON CONSTRUCTION DETAILS. PROVIDE R-21 BATT INSULATION, R-21 RIGID INSULATION IN UNFINISHED AREAS AS SHOWN ON PLANS. |
| E2 | LOWER LEVEL FOUNDATION SYSTEM: NEW 12" CONC. FOUNDATION WALL (UNLESS PLAN SHOWS OTHER WISE) FOOTINGS PER STRUCT DWGS. PROVIDE R-21 BATT INSULATION, R-21 RIGID INSULATION IN UNFINISHED AREAS AS SHOWN ON PLANS. |



REVISIONS	Description	Date	No.



PERMIT ONLY - NOT FOR CONSTRUCTION

WOODLANDS AT GREYSTONE
SCULTHORPE DR. WEST GOSHEN TOWNSHIP
CHESTER COUNTY, PA

DRAWING NAME: BUILDING SECTIONS
LOCATION:

Project number: 18-053	Drawn by: Author
date: 2020-09-04	chk'd by: Checker
scale: 1/4" = 1'-0"	approv. by: Approver
sheet no.	

A3-2

A

B

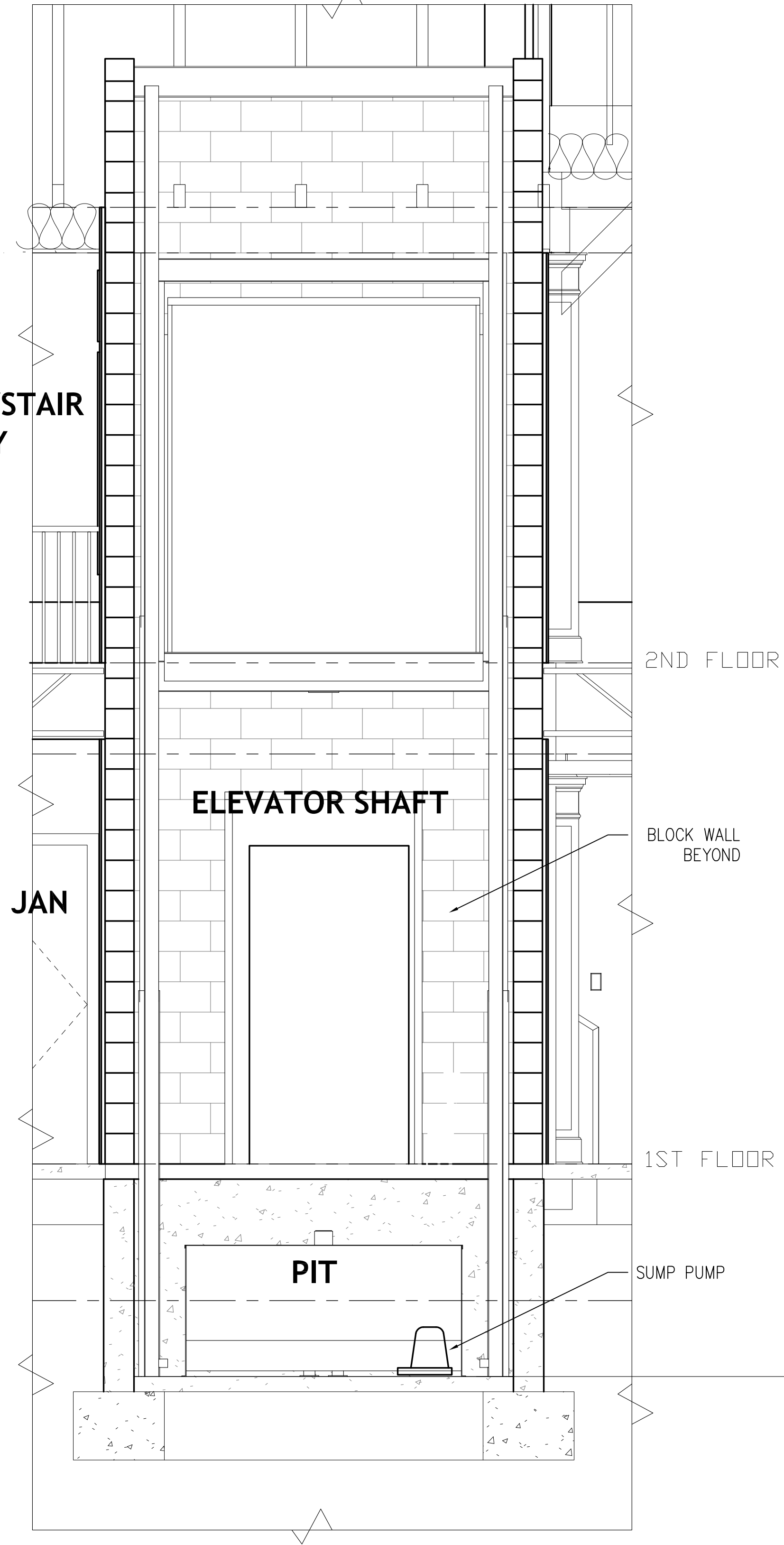
C

D

E

G

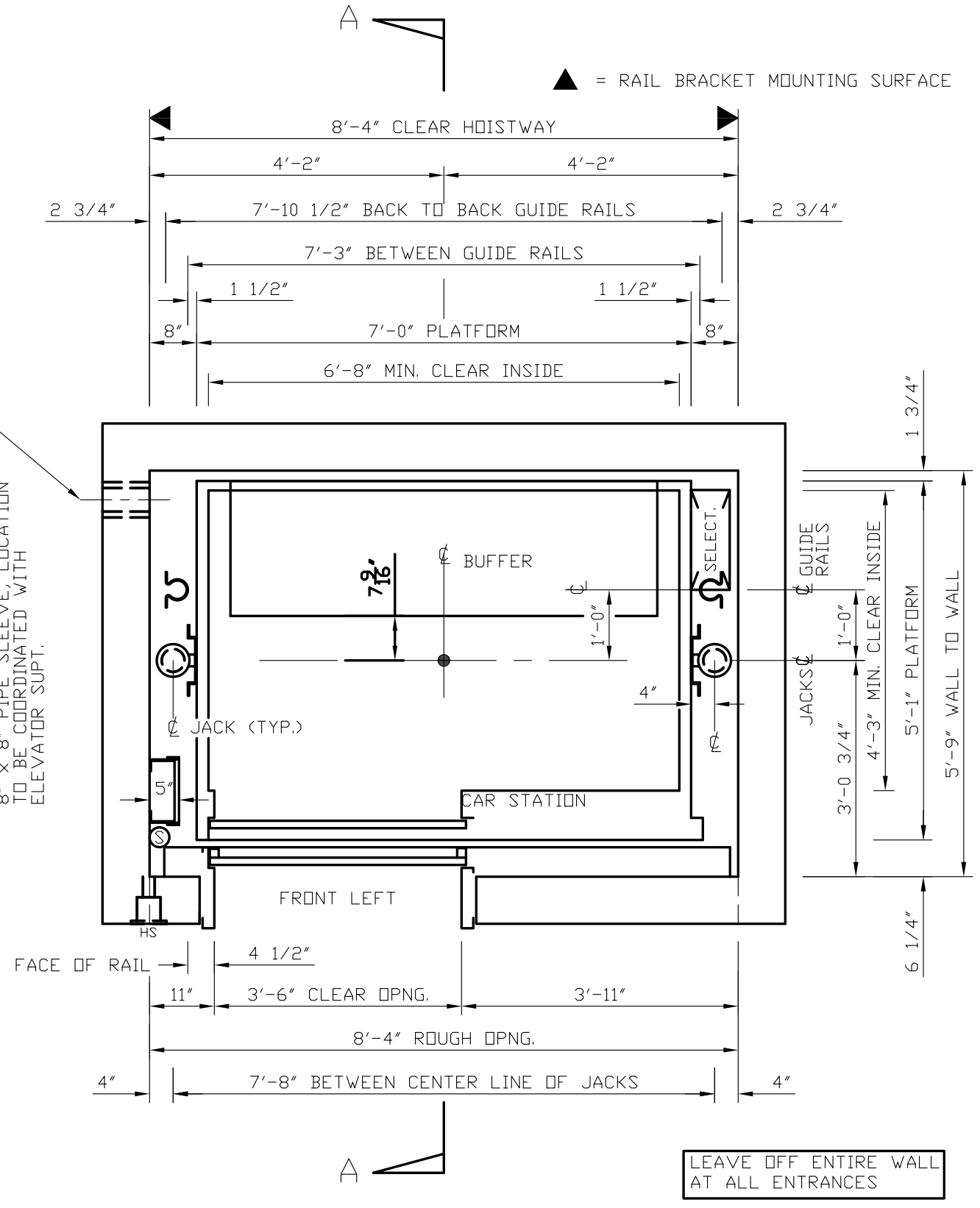
ELEVATOR/STAIR LOBBY



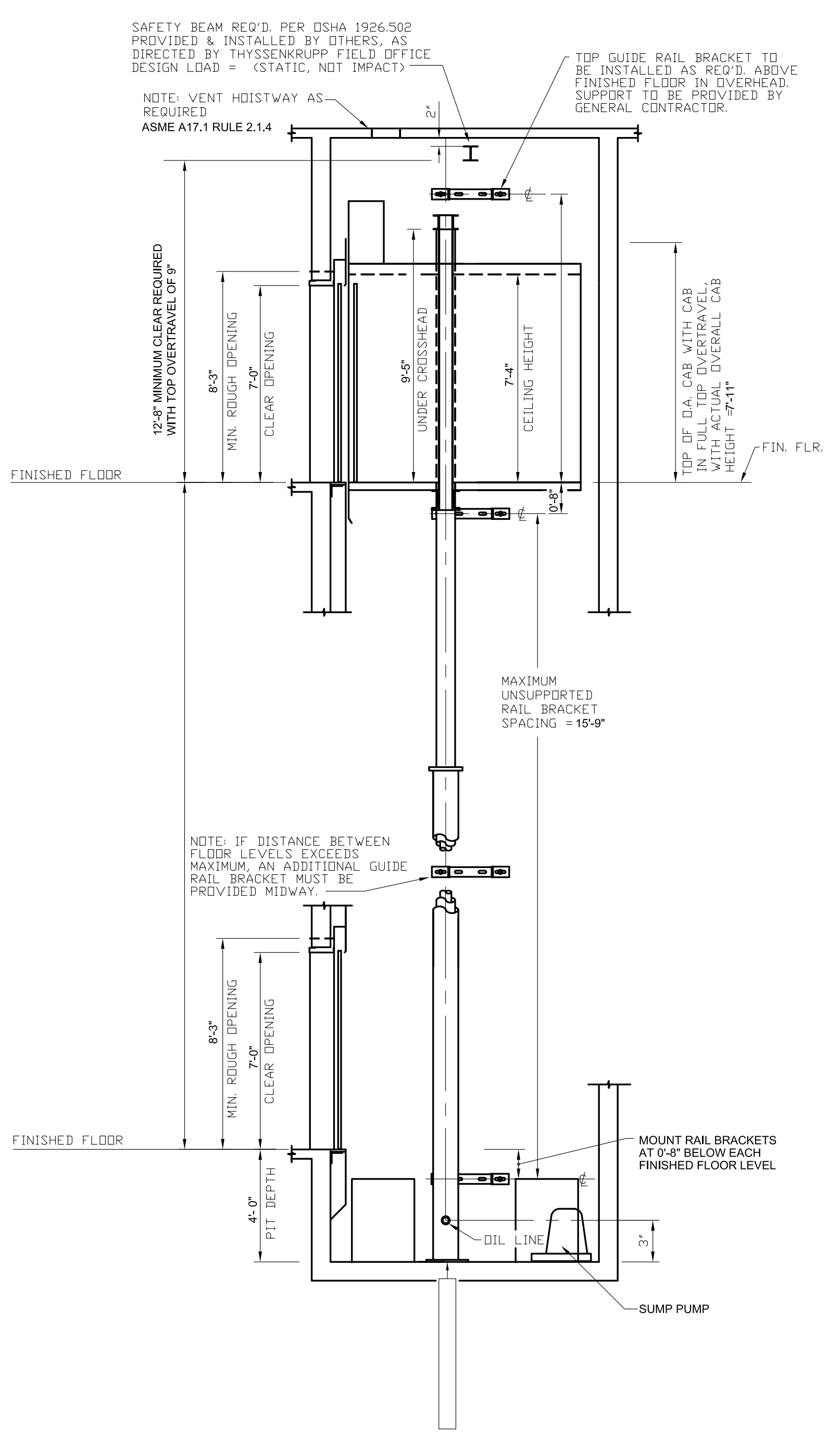
1 SHAFT DETAIL SECTION
1/2" = 1'-0"

FLOOR-FLOOR TRAVEL			
FLOOR	TRAVEL	NET TRAVEL	TOTAL TRAVEL

POWER UNIT INFORMATION			
LENGTH	WIDTH	HEIGHT	WEIGHT
8'-0 1/2"	1'-10 15/16"	2'-3 11/16"	1850



2 HOISTWAY PLAN
1/2" = 1'-0"



3 SECTION VIEW "A-A"
1/2" = 1'-0"

HYDRAULIC ELEVATOR CONTRACT DATA

TYPE: endura HMRL	CAPACITY: 2500
SPEED: FPM UP MAX 150 FPM DOWN MAX	
OPERATION: PLATFORM TRKS 3/8	
DOOR TYPE: ONE SPEED - LEFT HAND	
BOTTOM CAR RUNBY: 6"	
BETWEEN PIT FLR & CAR BOLSTER ON COMPRESSED AIR	

THE FOLLOWING CONDITIONS MUST BE MET BEFORE INSTALLATION IS COMPLETED AND ARE NOT INCLUDED IN THE ELEVATOR CONTRACT:

- A PLUMB, PROPERLY VENTILATED HOISTWAY ACCORDING TO CODE AND SIZES SHOWN.
- ADEQUATE SUPPORT FOR JACKS, GUIDE RAIL BRACKETS, AND BUFFERS (FOR REACTIONS SHOWN).
- HOISTWAY BARRICADES AND ALL CUTTING AND PATCHING TO INSTALL HOISTWAY ENTRANCES, SULLS, HALL FIXTURES, OIL AND ELECTRIC LINES.
- PIT LIGHTS AND SWITCH, CONVENIENCE OUTLETS WITH GFCI PROTECTION PER NEC, PIT LADDER PER CAR (ACCORDING TO CODE). NOTE: MUST BE CLEAR OF ALL ELEVATOR EQUIPMENT.
- DEDICATED 120 VOLT 15 AMP SERVICE, ALONG WITH TELEPHONE CIRCUIT WHEN REQUIRED, TO TERMINALS OF EACH REQUIRED CONTROLLER (AS LOCATED ON PLAN VIEW) FOR THE FOLLOWING:
 - CAR LIGHT AND ALARM CIRCUIT WITH GFCI PROTECTION PER NEC
 - GROUP CONTROL WHEN REQUIRED
 NOTE: IF STANDBY POWER IS SUPPLIED TO ELEVATOR, CAR LIGHT AND ALARM CIRCUIT AND GROUP CONTROL SERVICE MUST BE STANDBY POWER BACKED.
- BRANCH-CIRCUIT CONDUCTOR SIZING, MATERIALS, AND INSULATION (INCLUDING BRANCH-CIRCUIT OVERCURRENT PROTECTIVE DEVICE) TO COMPLY WITH ALL LOCAL ELECTRICAL CODES (SEE "ELECTRICAL POWER REQUIREMENTS").
- NOTE: ALSO, A FOURTH WIRE TO BE SIZED IN ACCORDANCE WITH THE NATIONAL ELECTRIC CODE IS REQUIRED FOR GROUNDING PURPOSES TO MINIMIZE ELECTRICAL NOISE INTERFERENCE.
- NOTE: IF STANDBY POWER IS REQUIRED, SEE "ELEVATOR STANDBY POWER OPERATION".
- GEN. CONTRACTOR MUST FORWARD POWER REQUIREMENTS TO ELEC. CONTRACTOR.
- ENTRANCE WALL WITH LINTELS MUST BE PROVIDED AFTER ENTRANCE FRAMES ARE SET OR LEAVE A ROUGH OPENING THE ENTIRE HOISTWAY WIDTH AND HIGHER THAN THE FRAME OPENING. SEE INSTALLATION PROCEDURES FOR FRAME-TO-WALL INTERFACE DETAILS TO ENSURE CONFORMANCE WITH THE LABELED ENTRANCE INTERFACE CONSTRUCTION.
- POCKETS IN CORRIDOR WALL (PER FIXTURE DRAWINGS) FOR HALL FIXTURES.
- NOTE: MUST BE LOCATED AS DIRECTED BY ELEVATOR CONTRACTOR.
- SMOKE SENSORS (AS REQUIRED).
- CONDUIT AND WIRING FROM HOISTWAY TO ELEVATOR MONITORING PANELS (FOR SECURITY, LIFE, SAFETY, OR FIRE REQUIREMENTS).

RAIL FORCES	F1	F2
OMEGA RAILS	405 LBS.	231 LBS.

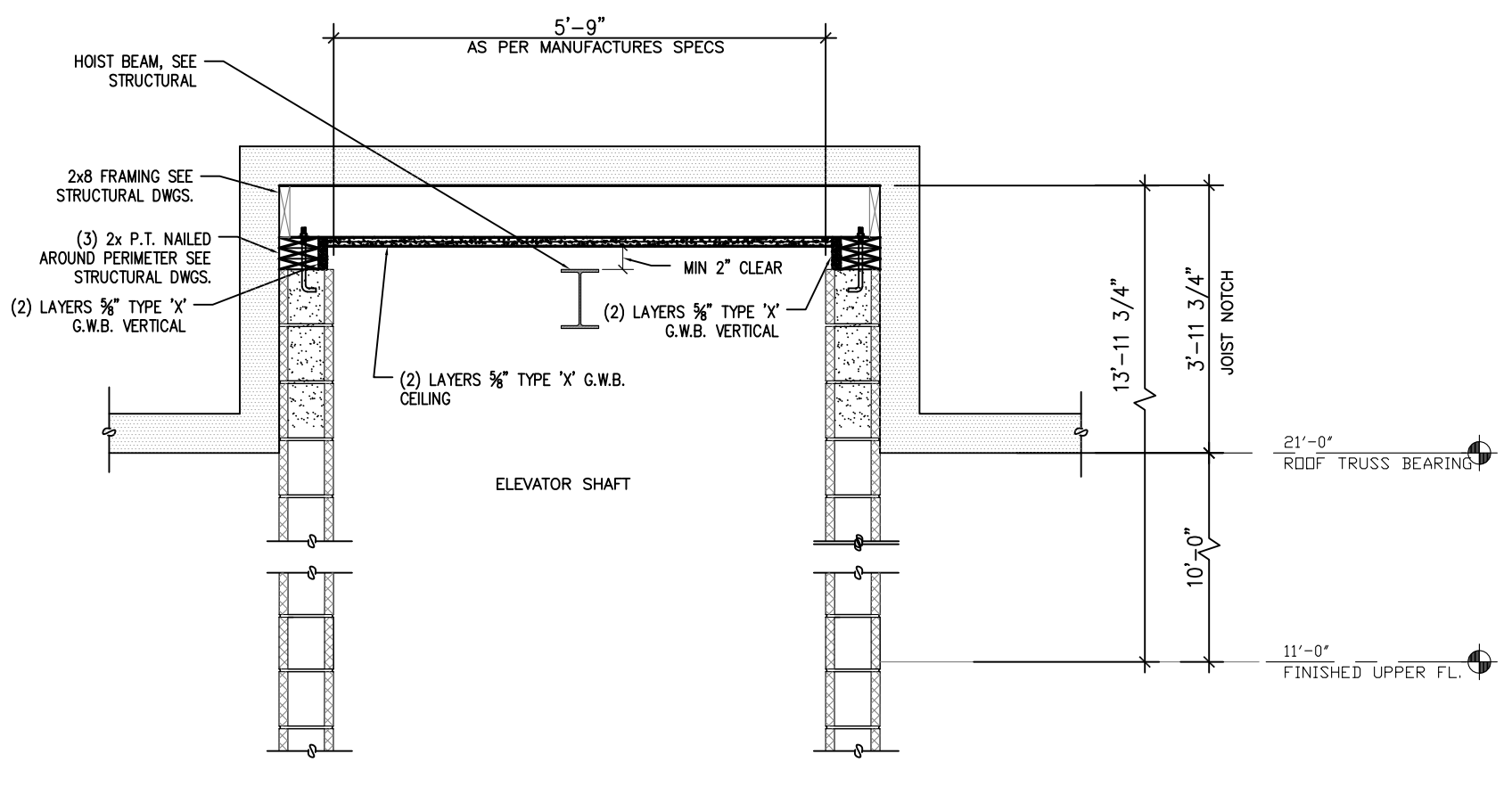
DESIGNED PER ASME A17.1 2010 CODE. DO NOT SCALE THIS DRAWING

ELEVATOR CONTRACTOR: THYSSENKRUPP ELEVATOR

This drawing and all information thereon is the proprietary property of ThyssenKrupp Elevator and must not be made public or copied. This drawing is loaned subject to return on demand and is not to be used directly or indirectly in any manner detrimental to the interest of ThyssenKrupp Elevator.



- NOTE A: OIL PIPE LINES AND FITTINGS SHALL BE PROPERLY SUPPORTED TO RELIEVE STRAIN.
- NOTE B: ALL REACTIONS INCLUDE ALLOWANCE FOR IMPACT.
- NOTE C: THYSSENKRUPP ELEVATOR TO BE NOTIFIED OF ANY CHANGE TO ELEVATOR HOISTWAY OR MACHINE ROOM DESIGN.




4 SHAFT DETAIL - AT 2ND FLOOR CEILING
1/2" = 1'-0"

SUBMITTAL FOR FOUNDATION ONLY PERMIT CONSISTING OF PERIMETER FOOTINGS, RETAINING WALLS, AND INTERIOR FOOTINGS ONLY. NO SLAB OR UTILITY WORK. ALL OTHER WORK TO BE PERMITTED AND APPROVED UNDER SEPARATE PERMIT.

Stampfl Associates
architecture + planning
711 Hyde Park
Doylstown, PA 18902
215.345.4609 p 215.345.4610 f
www.stampflassociates.com

REVISIONS	Description



WOODLANDS AT GREYSTONE
SCULTHORPE DR. WEST GOSHEN TOWNSHIP
CHESTER COUNTY, PA

DRAWING NAME: ELEVATOR DETAILS LOCATION:

Project number: 18-053
date: 2020-09-04
scale: AS SHOWN
sheet no.

Drawn by: BG
chk'd by: SC
approved by: KS

A3-3

A
B
C
D
E
F
G


DOOR SCHEDULE														
DOOR	LOCATION		DOOR SIZE				DOOR					FRAME		Remarks
	ROOM NUMBER	DOOR LOCATION	WIDTH	HEIGHT	THICKNESS	TYPE	FINISH	Comments	GLASS TYPE	MATERIAL	FRAME FINISH	SIDELITE WIDTH		
01	01	GAME ROOM	6' - 0"	7' - 0 1/2"	0' - 2"	68" x 84"	White	Steel		Steel				
02	02	YOGA	3' - 0"	7' - 0"	0' - 2"	36" x 80"	White	Wood		Wood				
03	03	POOL EQUIP	6' - 0"	7' - 0"	0' - 2"	72" x 80"	White	Steel		Steel				
04	04	JAN	3' - 0"	7' - 0"	0' - 2"	36" x 80"	White	Wood		Wood				
05	05	WOMEN'S RM	3' - 0"	7' - 0"	0' - 2"	36" x 84"	White	Wood		Wood				
06	06	MEN'S RM	3' - 0"	7' - 0"	0' - 2"	36" x 84"	White	Wood		Wood				
07	07	FITNESS RM	3' - 0"	7' - 0"	0' - 2"	36" x 80"	White	Wood		Wood				
07A	07	FITNESS RM	4' - 0"	6' - 8"	0' - 2"	4' X 80"	White	Wood		Wood				
07B	07	FITNESS RM	4' - 0"	6' - 8"	0' - 2"	4' X 80"	White	Steel		Wood				
09	08	MECH RM	6' - 0"	7' - 0"	0' - 2"	72" x 80"	White	Wood		Wood			45 min / panic hardware	
11	11	MEN'S LKR RM	3' - 0"	7' - 0"	0' - 2"	36" x 80"	White	Wood		Wood				
11A	11	MEN'S LKR RM	3' - 0"	7' - 0"	0' - 2"	36" x 84"	White	Steel		Steel				
12	12	WOMEN'S LOCKER RM	3' - 0"	7' - 0"	0' - 2"	36" x 80"	White	Wood		Wood				
12A	12	WOMEN'S LOCKER RM	3' - 0"	7' - 0"	0' - 2"	36" x 84"	White	Steel		Steel				
12B	12	WOMEN'S LOCKER RM	2' - 6"	7' - 0"	0' - 2"	30" x 84"	White	Wood		Wood				
13	13	JAN	2' - 6"	7' - 0"	0' - 2"	30" x 84"	White	Wood		Wood				
19	19	MEN'S RM	3' - 0"	7' - 0"	0' - 2"	36" x 84"	White	Wood		Wood				
20	20	WOMEN'S RM	3' - 0"	7' - 0"	0' - 2"	36" x 84"	White	Wood		Wood				
23	23	KITCHENETTE	3' - 1 7/16"	7' - 2"	0' - 1 3/4"	CUOFD3070	White	Steel	IG Low E II with Argon	Steel				
23A	23	KITCHENETTE	2' - 8"	7' - 0"	0' - 2"	30" x 84"	White	Wood		Wood				
23B	23	KITCHENETTE	2' - 6"	7' - 0"	0' - 2"	30" x 84"	White	Wood		Wood				
24	24	GREATROOM	6' - 0 5/8"	7' - 2"	0' - 1 3/4"	CUOFD6070	White	Steel	IG Low E II with Argon	Steel				
24A	24	GREATROOM	6' - 0 5/8"	8' - 8"	0' - 1 3/4"	CUOFD6070	White	Steel	IG Low E II with Argon	Steel				
24B	24	GREATROOM	6' - 0 5/8"	8' - 8"	0' - 1 3/4"	CUOFD6070	White	Steel	IG Low E II with Argon	Steel				
25	25	SUNROOM	3' - 0"	7' - 0"		M10 x M21 - E60 - Left-handed	White	Glass		Wood	Paint - White			
25A	25	SUNROOM	3' - 1 7/16"	7' - 2"	0' - 1 3/4"	CUOFD3070	White	Steel	IG Low E II with Argon	Steel				
26	26	CONFERENCE	3' - 0"	7' - 0"		M10 x M21 - Unclassified - Left-handed	White	Glass		Wood	Paint - White			
26A	26	CONFERENCE	3' - 0"	7' - 0"	0' - 2"	36" x 80"	White	Wood		Wood				
26B	26	CONFERENCE	3' - 0"	7' - 0"	0' - 2"	36" x 80"	White	Wood		Wood				
28	28	COPY RM	3' - 0"	7' - 0"	0' - 2"	36" x 80"	White	Wood		Wood				
29	29	MANAGEMENT OFFICE	3' - 0"	7' - 0"		M10 x M21 - E60 - Left-handed	White	Glass		Wood	Paint - White			
29A	29	MANAGEMENT OFFICE	3' - 0"	7' - 0"	0' - 2"	36" x 80"	White	Wood		Wood				
U31	31	VESTIBULE (NON-CONDITIONED)	6' - 0 5/8"	8' - 8"	0' - 1 3/4"	CUOFD6070	White	Steel	IG Low E II with Argon	Steel				

WINDOW SCHEDULE							
	MANUFACTURER	WINDOW DESCRIPTION	Rough Width	Rough Height	Material	Model	Custom
A	SIMONTON WINDOWS	BRICKMOULD 600 SERIES DOUBBLE HUNG	3' - 0"	5' - 0"	VINYL CLAD	3050	Yes
B	SIMONTON WINDOWS	BRICKMOULD 600 SIDE LITE	3' - 0"	7' - 0"		3070 CUSTOM	
C	SIMONTON WINDOWS	BRICKMOULD 600 SERIES DOUBBLE HUNG	2' - 8"	5' - 0"	VINYL CLAD	2850	Yes
D	SIMONTON WINDOWS	BRICKMOULD 600 FIXED	2' - 8"	1' - 8"	VINYL CLAD	2818 CUSTOM	Yes
E	SIMONTON WINDOWS	BRICKMOULD 600 PICTURE	3' - 0"	1' - 8"	VINYL CLAD	3018 CUSTOM	Yes
F	SIMONTON WINDOWS	BRICKMOULD 600 PICTURE	2' - 8"	3' - 8"	VINYL CLAD	CUPAWN4836	
G	SIMONTON WINDOWS	BRICKMOULD 600 FIXED	1' - 8"	2' - 4"	VINYL CLAD	CUPAWN4836	
H	SIMONTON WINDOWS	BRICKMOULD 600 SLIDER	3' - 0"	3' - 0"	VINYL CLAD	3030	Yes
J	SIMONTON WINDOWS	BRICKMOULD 600 FIXED CASEMENT	2' - 8"	5' - 0"		3050	



711 Hyde Park
Doylestown, PA 18902
215.345.4609 p 215.345.4610 f
www.stampflassociates.com

REVISIONS	Description	Date	No.



PERMIT ONLY - NOT FOR CONSTRUCTION

WOODLANDS AT GREYSTONE
SCULTHORPE DR. WEST GOSHEN TOWNSHIP
CHESTER COUNTY, PA

DRAWING NAME: DOOR AND WINDOW SCHEDULES

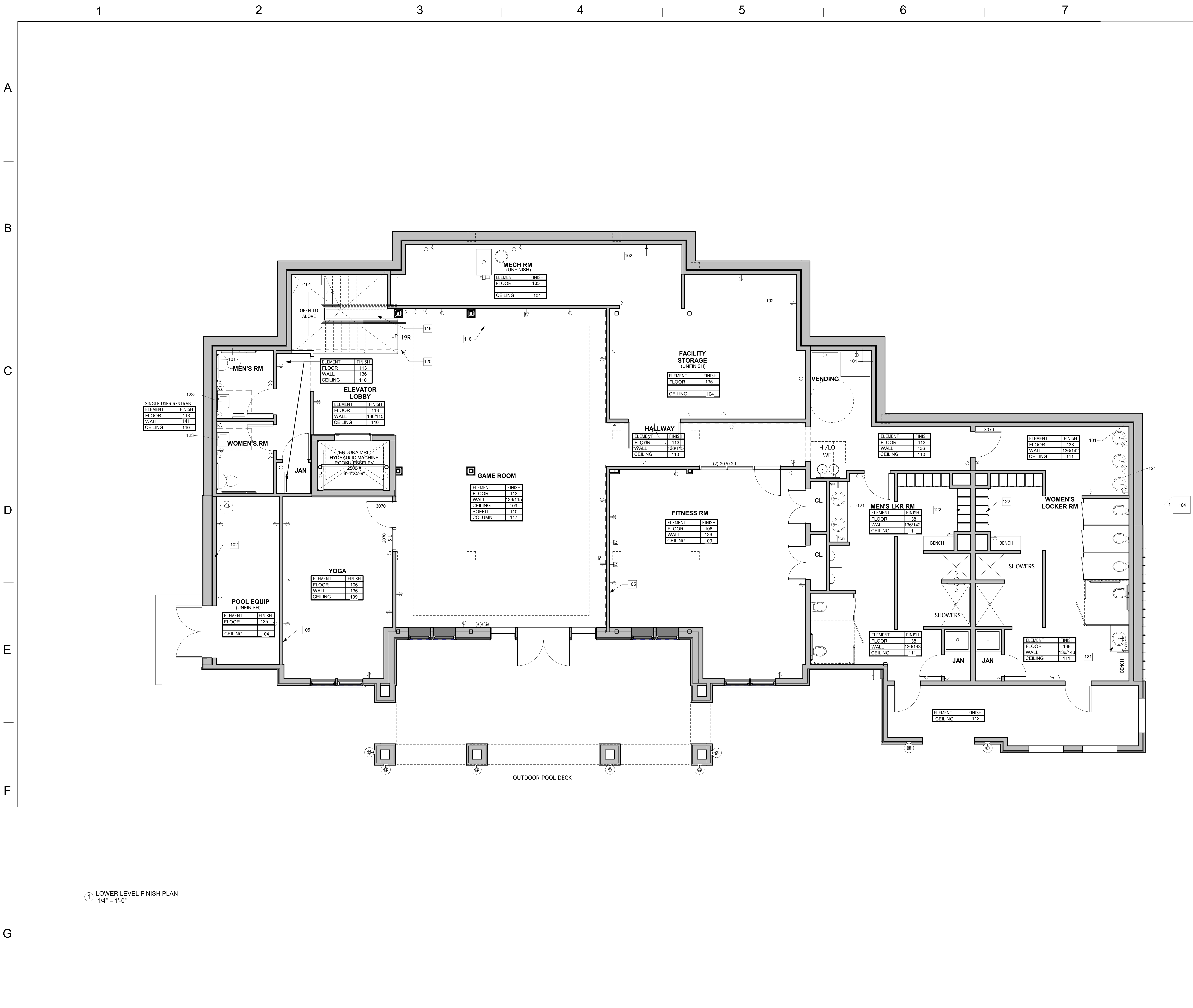
Project number: 18-053
date: 2020-09-04
scale:

Drawn by:
Author:
chk'd by:
Checker:
approv. by:
Approver:

sheet no.

A5-0

9/2/2020 9:49:42 AM




PLAN KEY NOTES

#	ELEMENT
101	FURRED WALLS IN FINISHED ROOMS: 2X6 WD STUD WALLS @24" O.C W/ PT SILL PLATE R-21 INSULATION AND 1/2" GREEN BOARD.
102	R-21 EXPOSED INSULATION @ UNFINISHED AREAS
103	EXPOSED CONCRETE FLOORS W/ CONTROL JOINTS (C.J.) AS SHOWN PER STRUCT
104	EXPOSED CEILING JOISTS
105	8' FULL HEIGHT MIRROR BY OTHERS
106	WOOD LOOK VINYL PLANK FLOORS (VP-1)
107	WOOD COMPOSITE 4" WALL BASE (WB-1)
108	42' HIGH FRP PANEL & SEMI GLOSS WALLPAINT ABOVE
109	9'-0" HIGH DRYWALL CEILING - PAINTED
110	8'-0" HIGH DRYWALL CEILING - PAINTED
111	8'-0" HIGH GREEN BOARD CEILING - PAINTED
112	8'-0" BEAD BOARD CEILING - PAINTED WHITE
113	CERAMIC TILE WOOD LOOK FLOOR (CT-1)
115	WAINSCOTING, CHAIRRAIL, BOX MOULDING & 8" WALL BASE
116	OAK WOOD STAIR, PAINTED WHITE RISER, OAK TREAD WHITE PAINTED CONTINUOUS RAILING, CARPET RUNNER
117	COLUMN WRAP-SEE DTL TYP
118	LINE OF SOFFIT ABOVE
119	LEDGE BETWEEN STAIRS TO ENCLOSE GAP
120	OPEN RAILING
121	BRADLEY INTEGRATED SINK SYSTEM - ADA COMPLAINT
122	LAMINATED OR MTL CABINETS TBD
123	WALL MOUNTED ADA SINK
124	HARDWOOD FLOOR & 8" WOOD BASE
125	CARPET FLOORING W/4" WOOD BASE
126	INTEGRATED WALK OFF CARPET IN VESTIBULE DEPRESS SLAB
127	GRANITE COUNTER & 4" BACKSPLASH @ ADA COUNTER HEIGHT
128	FORMICA COUNTER & CABINETS W/ 4" BACKSPLASH
129	WOOD CABINETS
130	WOOD BUILT-IN SEATING
131	LOW WALL W/ GRANITE CAP / LEDGE
133	EQUIPMENT BY OTHERS
134	UNFINISH FLOOR (PLYWOOD)
135	EXPOSED CONCRETE
136	SEMI-GLOSS WALL PAINT
138	CERAMIC TILE FLOOR SLOPE TO DRAINS
139	EXPOSED STRUCTURAL STL COLUMN - SEE STRUCTURAL
140	DRYWALL CEILING - PAINTED
141	5'-6" HIGH FRP TILE LOOK

Stampfl Associates
architecture + planning
711 Hyde Park
Doylestown, PA 18902
215.345.4609 p 215.345.4610 f
www.stampflassociates.com

REVISIONS	Description	Date	No.



WOODLANDS AT GREYSTONE
SCULTHORPE DR. WEST GOSHEN TOWNSHIP
CHESTER COUNTY, PA

PERMIT ONLY - NOT FOR CONSTRUCTION

DRAWING NAME: LOWER LEVEL FINISH PLAN

Project number: 18-053
date: 2020-09-04
scale: 1/4" = 1'-0"
sheet no.

Drawn by:
Author:
chk'd by:
Checker:
approv. by:
Approver:

INT-1

1 LOWER LEVEL FINISH PLAN
1/4" = 1'-0"

1

2

3

4

5

6

7

8

A

B

C

D

E

F

G




PLAN KEY NOTES

- | # | ELEMENT |
|-----|---|
| 101 | FURRED WALLS IN FINISHED ROOMS: 2X6 WD STUD WALLS @24" O.C W/ PT SILL PLATE R-21 INSULATION AND 1/2" GREEN BOARD. |
| 102 | R-21 EXPOSED INSULATION @ UNFINISHED AREAS |
| 103 | EXPOSED CONCRETE FLOORS W/ CONTROL JOINTS (C.J) AS SHOWN PER STRUCT |
| 104 | EXPOSED CEILING JOISTS |
| 105 | 8' FULL HEIGHT MIRROR BY OTHERS |
| 106 | WOOD LOOK VINYL PLANK FLOORS (VP-1) |
| 107 | WOOD COMPOSITE 4" WALL BASE (WB-1) |
| 108 | 42" HIGH FRP PANEL & SEMI GLOSS WALLPAINT ABOVE |
| 109 | 9'-0" HIGH DRYWALL CEILING - PAINTED |
| 110 | 8'-0" HIGH DRYWALL CEILING - PAINTED |
| 111 | 8'-0" HIGH GREEN BOARD CEILING - PAINTED |
| 112 | 8'-0" BEAD BOARD CEILING - PAINTED WHITE |
| 113 | CERAMIC TILE WOOD LOOK FLOOR (CT-1) |
| 115 | WAINSCOTING, CHAIRAIL, BOX MOULDING & 8" WALL BASE |
| 116 | OAK WOOD STAIR, PAINTED WHITE RISER, OAK TREAD WHITE PAINTED CONTINUOUS RAILING, CARPET RUNNER |
| 117 | COLUMN WRAP-SEE DTL TYP |
| 118 | LINE OF SOFFIT ABOVE |
| 119 | LEDGE BETWEEN STAIRS TO ENCLOSE GAP |
| 120 | OPEN RAILING |
| 121 | BRADLEY INTEGRATED SINK SYSTEM - ADA COMPLAINT |
| 122 | LAMINATED OR MTL CABINETS TBD |
| 123 | WALL MOUNTED ADA SINK |
| 124 | HARDWOOD FLOOR & 8" WOOD BASE |
| 125 | CARPET FLOORING W/4" WOOD BASE |
| 126 | INTEGRATED WALK OFF CARPET IN VESTIBULE DEPRESS SLAB |
| 127 | GRANITE COUNTER & 4" BACKSPLASH @ ADA COUNTER HEIGHT |
| 128 | FORMICA COUNTER & CABINETS W/ 4" BACKSPLASH |
| 129 | WOOD CABINETS |
| 130 | WOOD BUILT-IN SEATING |
| 131 | LOW WALL W/ GRANITE CAP / LEDGE |
| 133 | EQUIPMENT BY OTHERS |
| 134 | UNFINISH FLOOR (PLYWOOD) |
| 135 | EXPOSED CONCRETE |
| 136 | SEMI-GLOSS WALL PAINT |
| 138 | CERAMIC TILE FLOOR SLOPE TO DRAINS |
| 139 | EXPOSED STRUCTURAL STL COLUMN - SEE STRUCTURAL |
| 140 | DRYWALL CEILING - PAINTED |
| 141 | 5'-6" HIGH FRP TILE LOOK |

Stampfl Associates
architecture + planning
711 Hyde Park
Doylstown, PA 18902
215.345.4609 p 215.345.4610 f
www.stampflassociates.com

REVISIONS	Description	Date	No.



PERMIT ONLY - NOT FOR CONSTRUCTION

DRAWING NAME: UPPER LEVEL FINISH PLAN

WOODLANDS AT GREYSTONE

SCULTHORPE DR. WEST GOSHEN TOWNSHIP
CHESTER COUNTY, PA

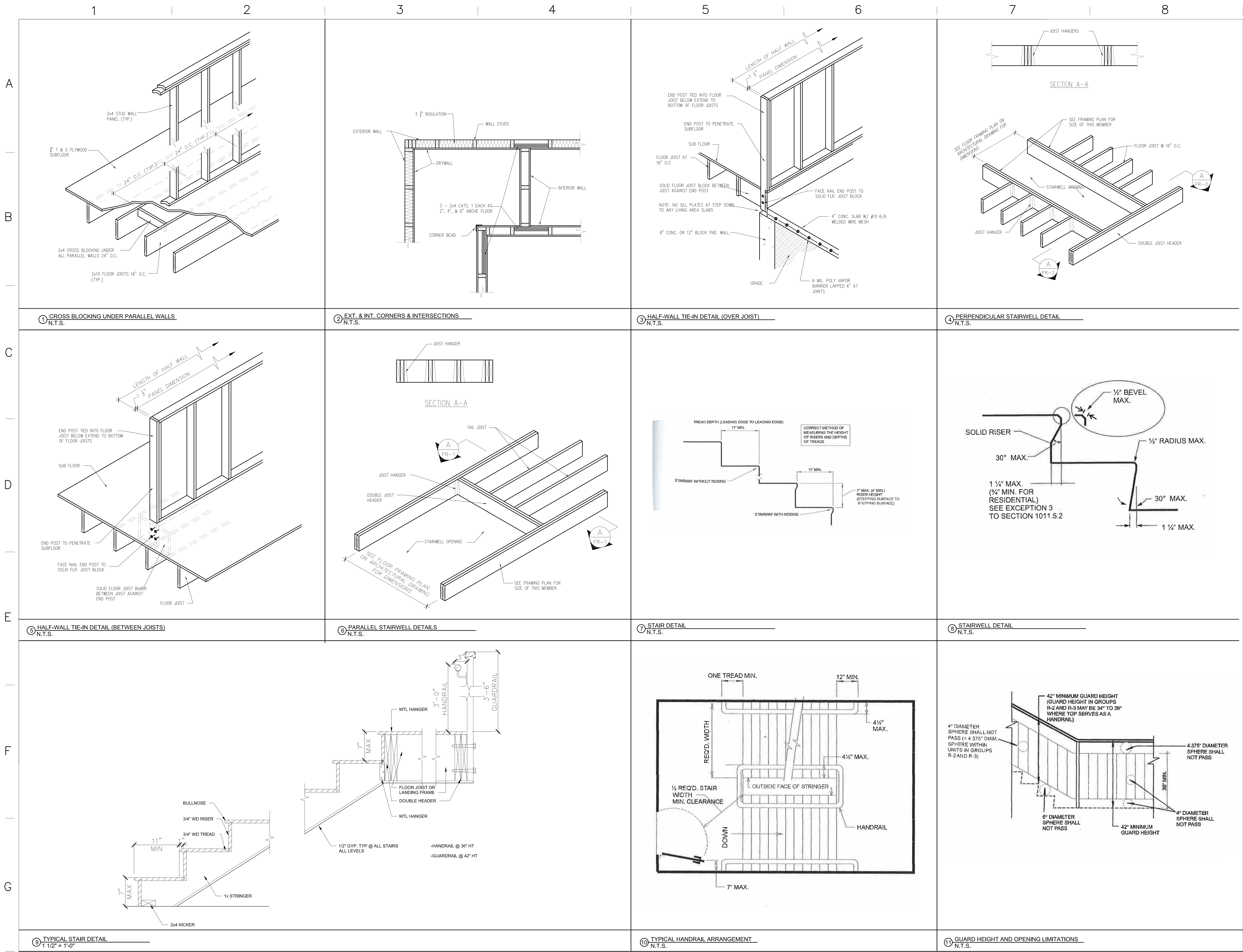
LOCATION:

Project number: 18-053	Drawn by: Author
date: 2020-09-04	chk'd by: Checker
scale: 1/4" = 1'-0"	approv. by: Approver
sheet no.	

INT-2

1 UPPER LEVEL FINISH PLAN
1/4" = 1'-0"


Copyright 2020 by STAMPFL ASSOCIATES, LLC, 711 Hyde Park, Doylstown, PA 18902, phone number 215.345.4609. All rights reserved. The plans, elevations, drawings, illustrations and other material contained within this set are the property of STAMPFL ASSOCIATES, LLC, and may not be reproduced either in or wholly, nor are they to be assigned to any third party, without the express written permission of STAMPFL ASSOCIATES, LLC. Written dimensions on the drawing shall have precedence over scaled dimensions. Contractors shall verify, and be responsible for all dimensions and conditions on the job, and this office must be notified of any variations from the dimensions and conditions shown on these drawings. All shop drawings must be submitted to this office for approval before proceeding with fabrication.



Sa
Stampfl Associates
architecture + planning

711 Hyde Park
Doylstown, PA 18902
215.345.4609 p 215.345.4610 f
www.stampflassociates.com

REVISIONS	Description	chk'd by	No.	Date



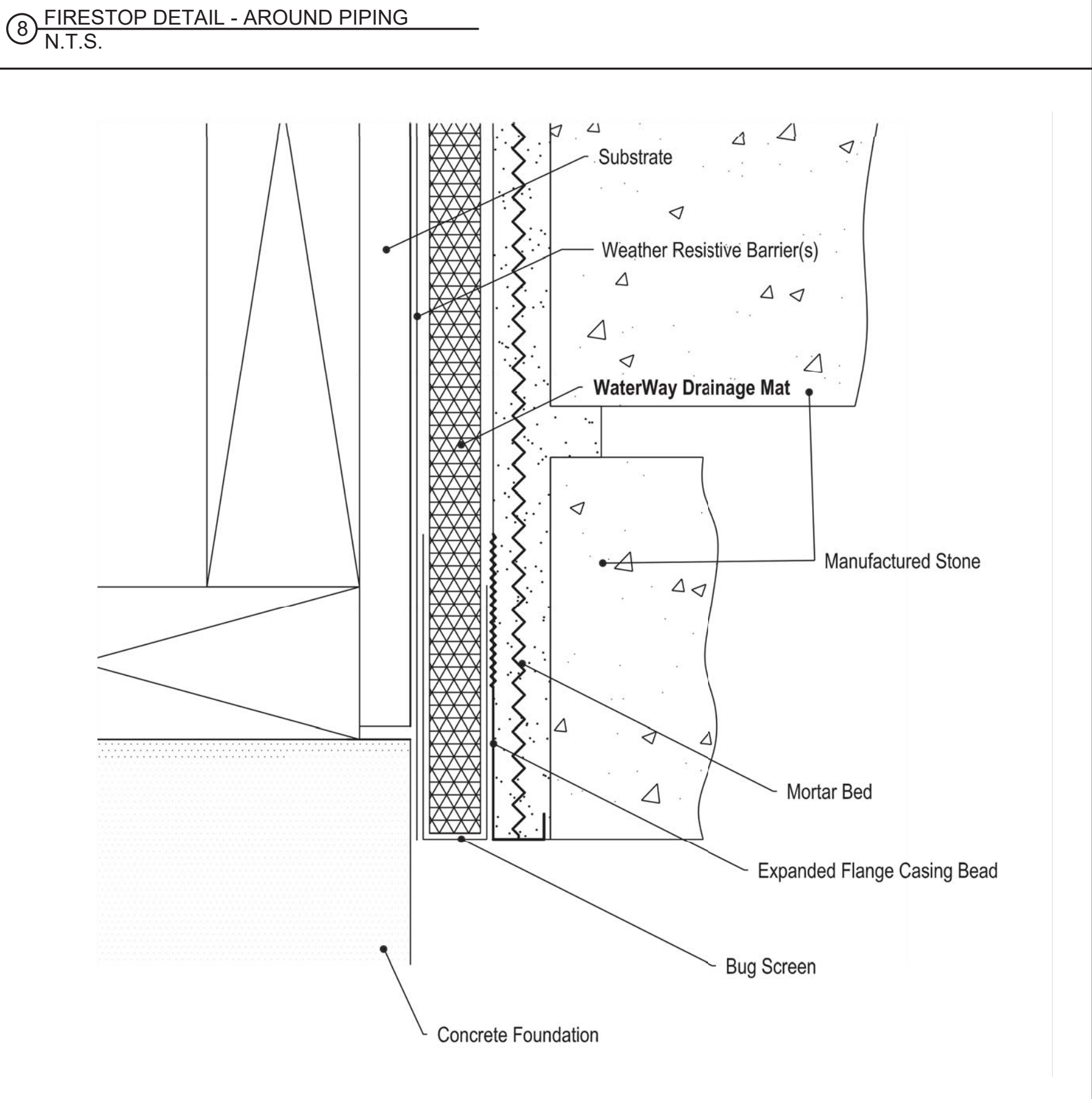
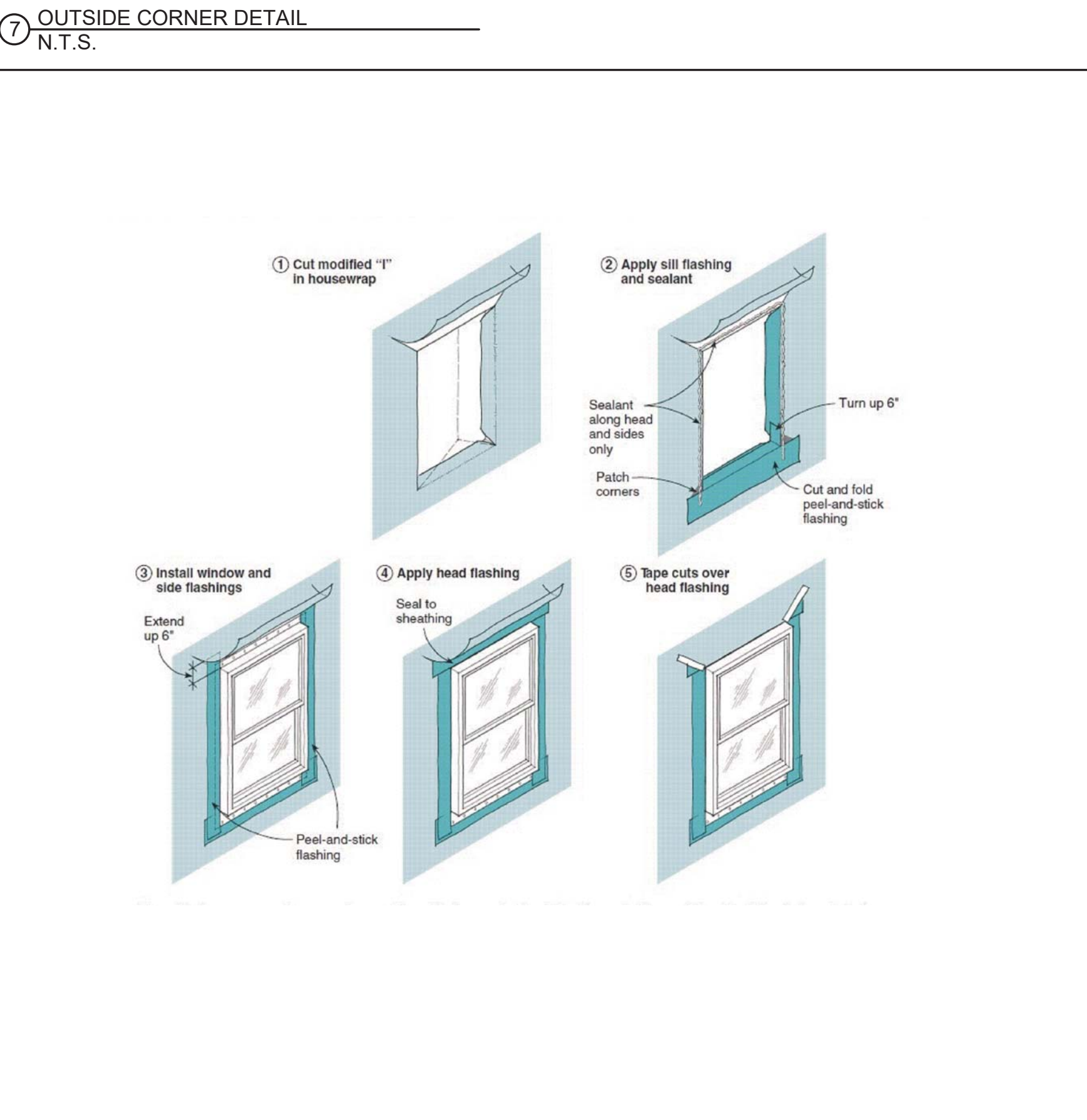
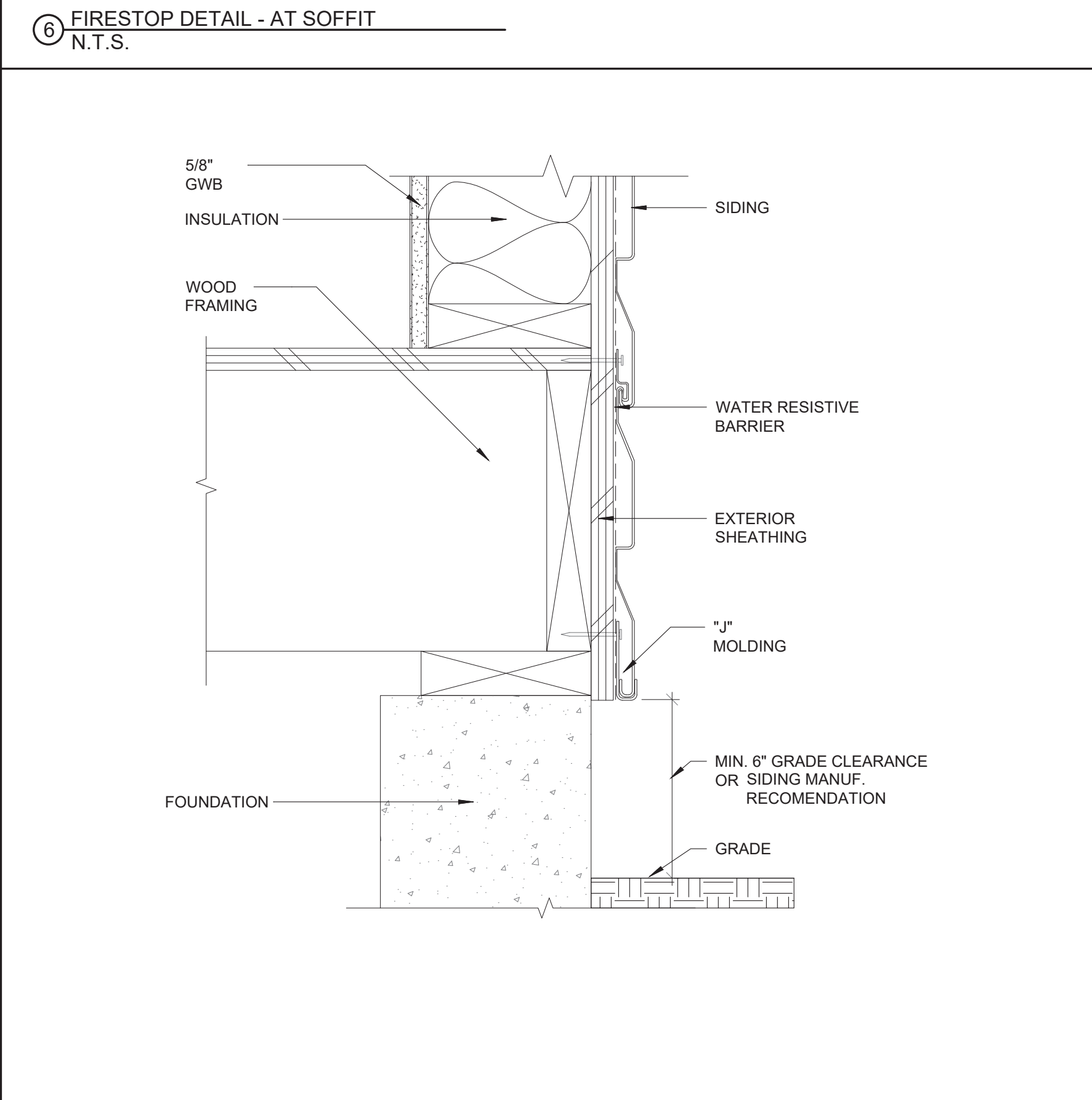
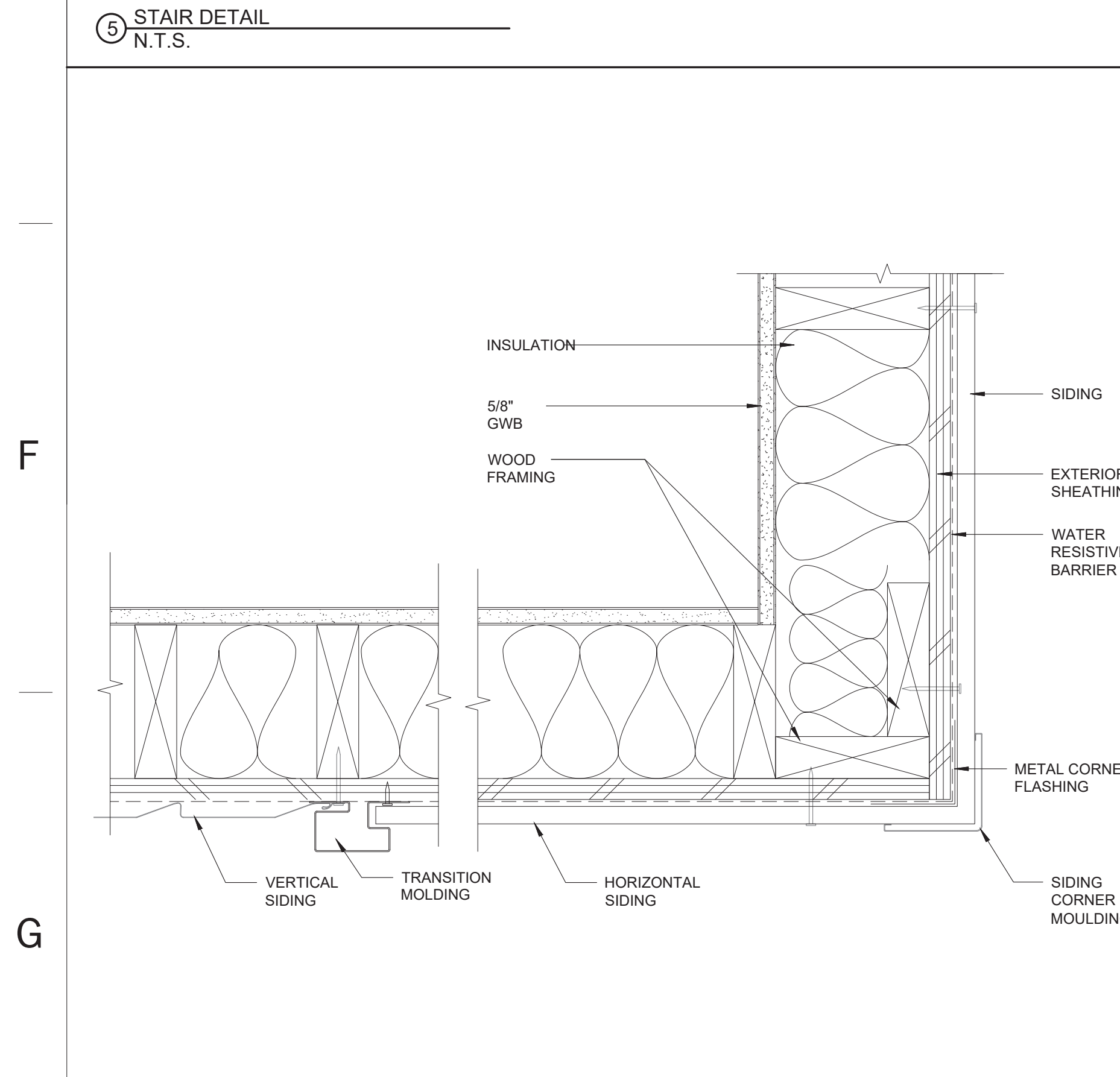
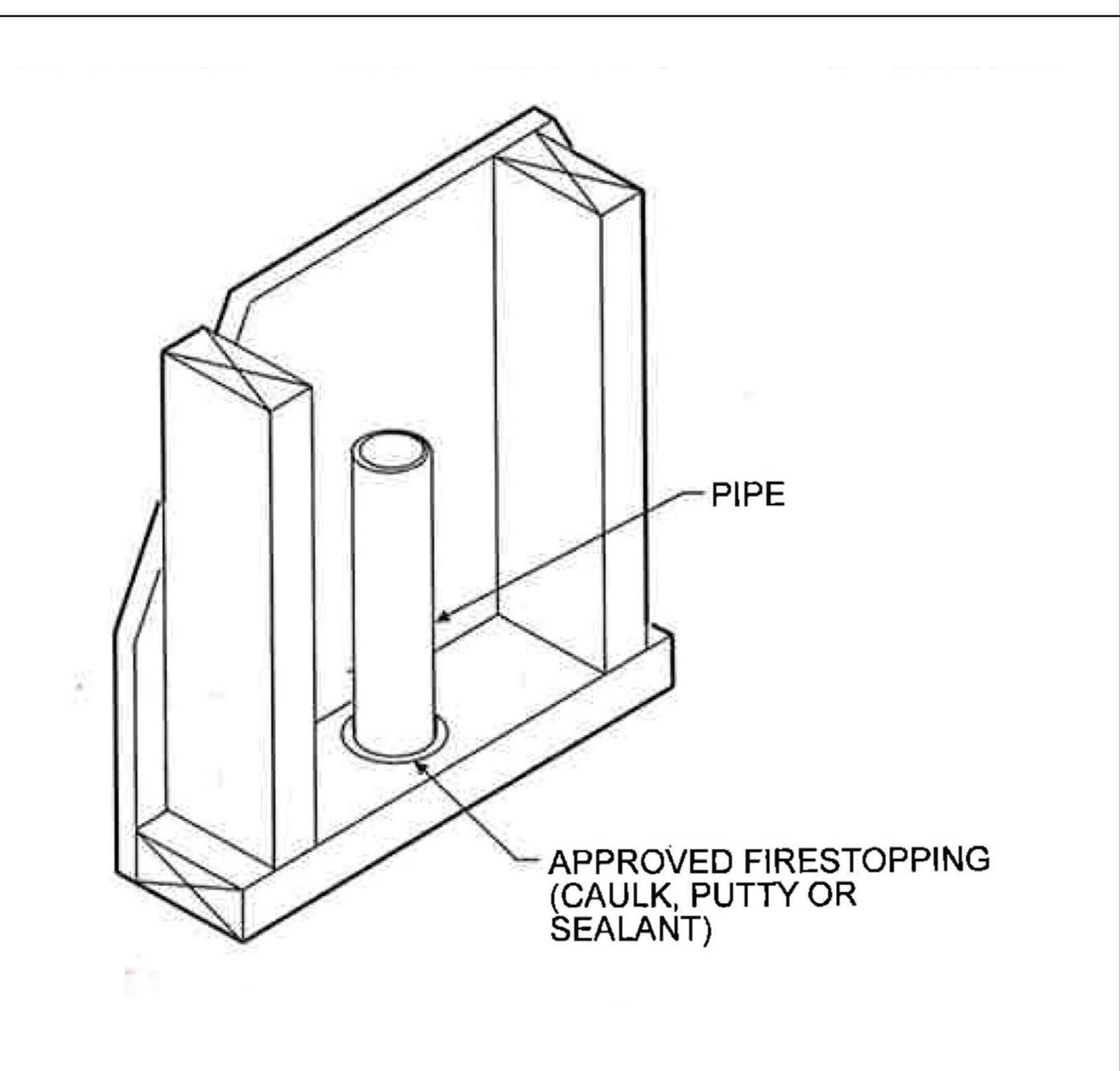
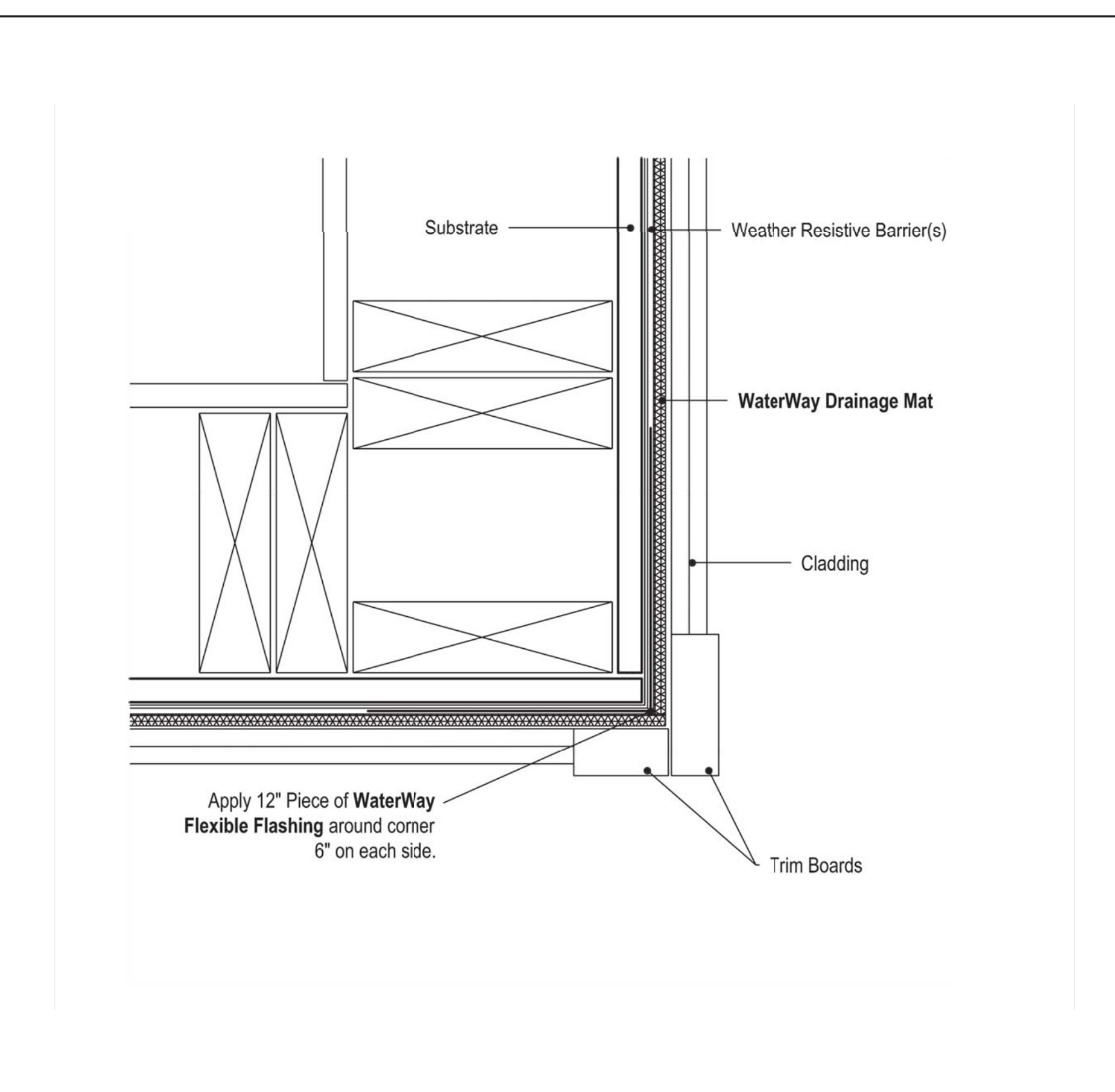
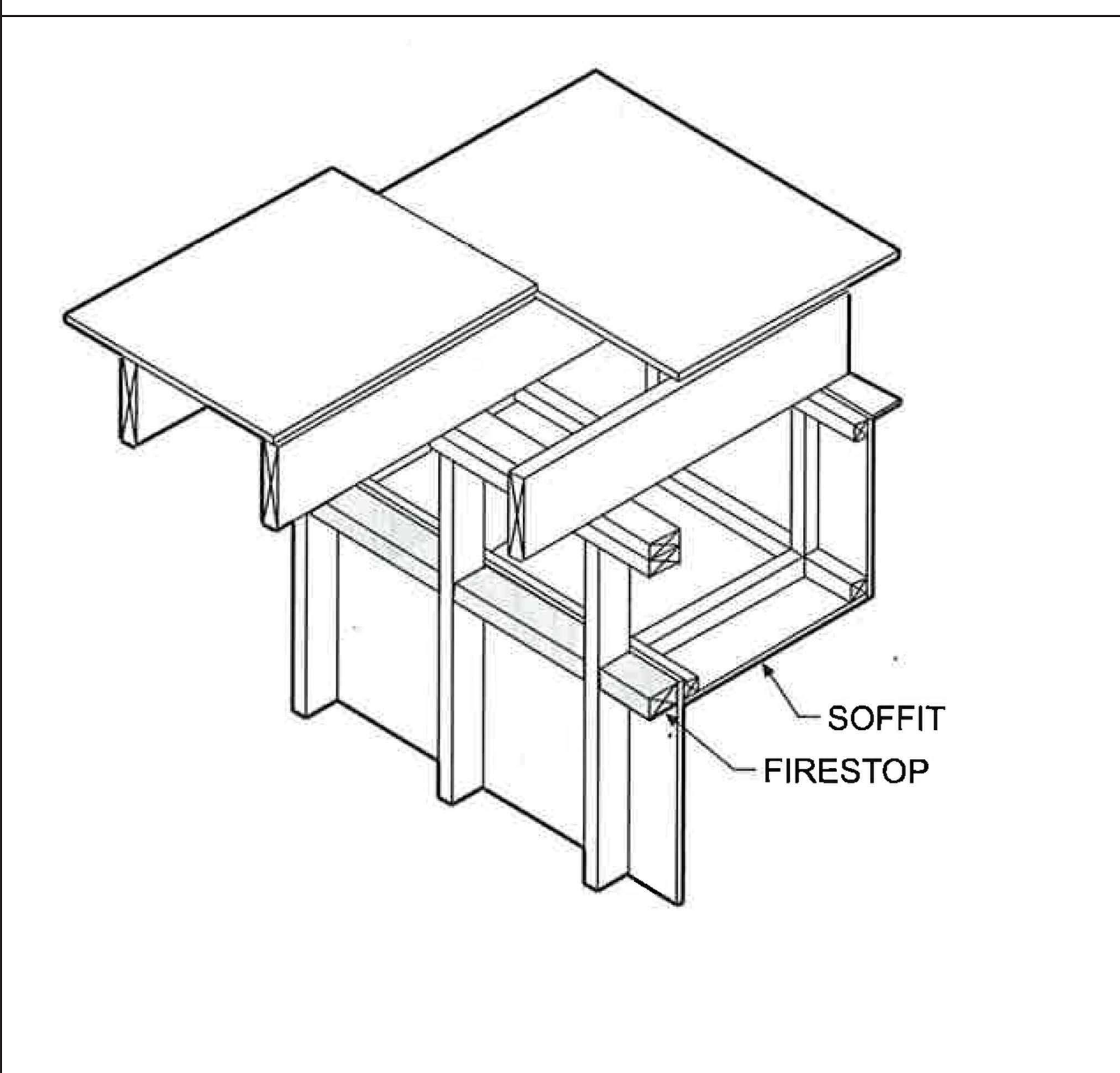
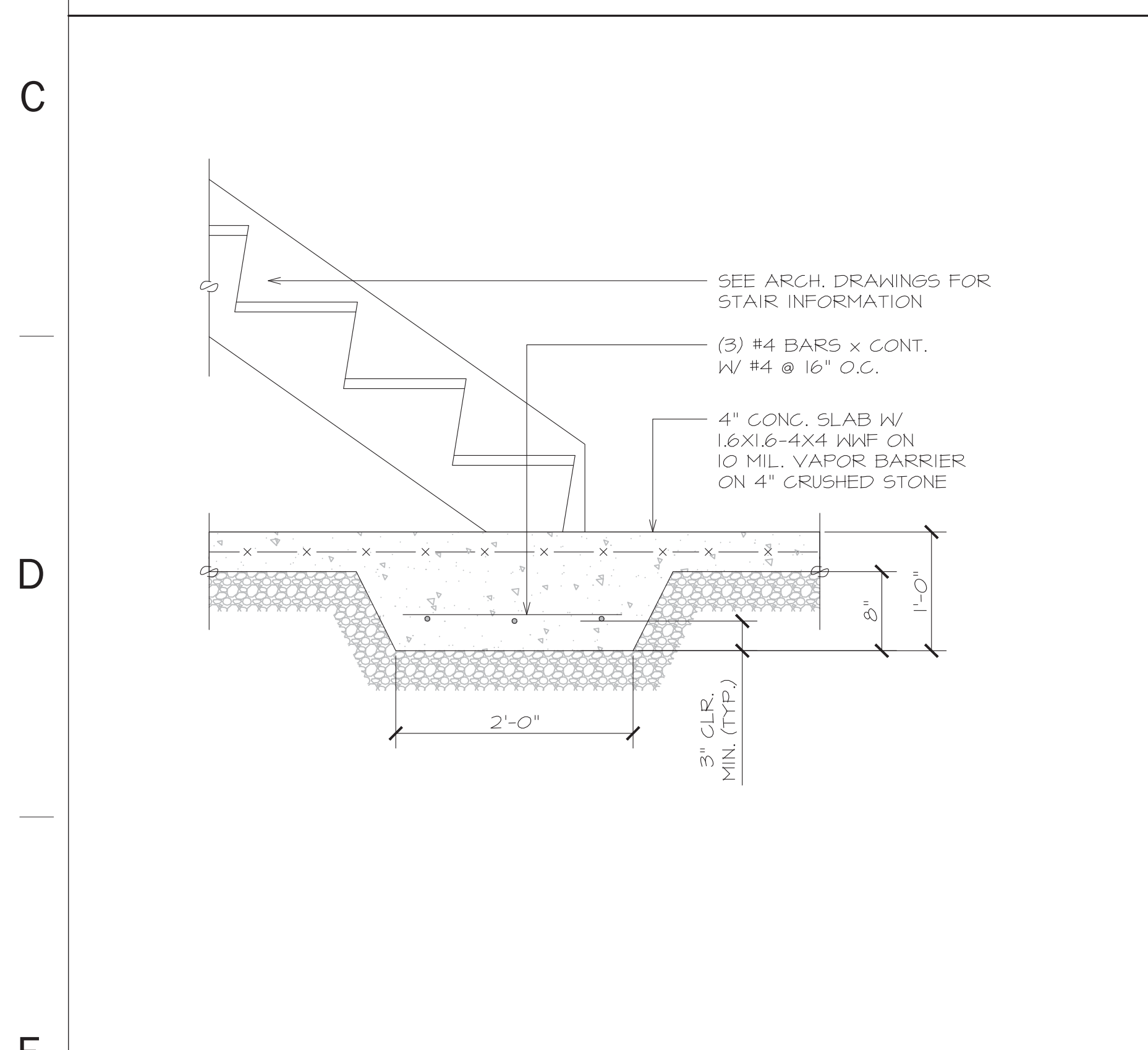
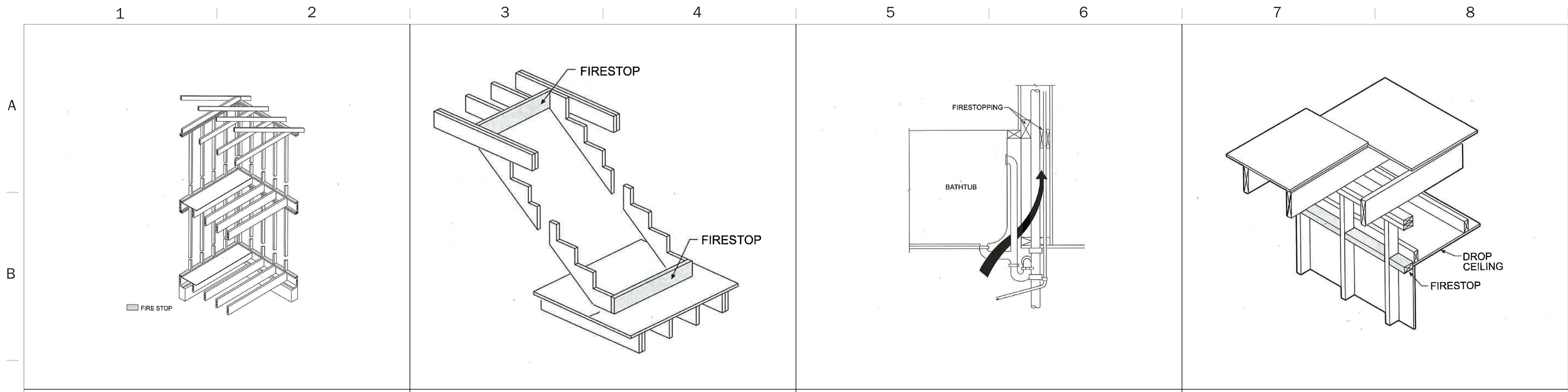
WOODLANDS AT GREYSTONE
SCULTHORPE DR. WEST GOSHEN TOWNSHIP
CHESTER COUNTY, PA

DRAWING NAME: CONSTRUCTION DETAILS
LOCATION:

Project number: 18-053	Drawn by: BG
date: 2020-09-04	chk'd by: SC
scale: AS SHOWN	approv. by: KS
sheet no.	

CD-1


Copyright 2020 by STAMPFL ASSOCIATES, LLC, 711 Hyde Park, Doylstown, PA 18902, phone number 215-345-4609, All rights reserved. The plans, elevations, drawings, illustrations and other material contained within this set are the property of STAMPFL ASSOCIATES, LLC, and may not be reproduced either in or wholly, nor are they to be assigned to any third party, without the express written permission of STAMPFL ASSOCIATES, LLC. Written dimensions on the drawing shall have precedence over scaled dimensions. Contractors shall verify, and be responsible for all dimensions and conditions on the job, and this office must be notified of any variations from the dimensions and conditions shown on these drawings. All shop drawings must be submitted to this office for approval before proceeding with fabrication.



Stampfl Associates
architecture + planning

711 Hyde Park
Doylestown, PA 18902
215.345.4609 p 215.345.4610 f
www.stampflassociates.com

REVISIONS	Description	chk'd by	Date



DRAWING NAME: CONSTRUCTION DETAILS

LOCATION:

WOODLANDS AT GREYSTONE
SCULTHORPE DR. WEST GOSHEN TOWNSHIP
CHESTER COUNTY, PA

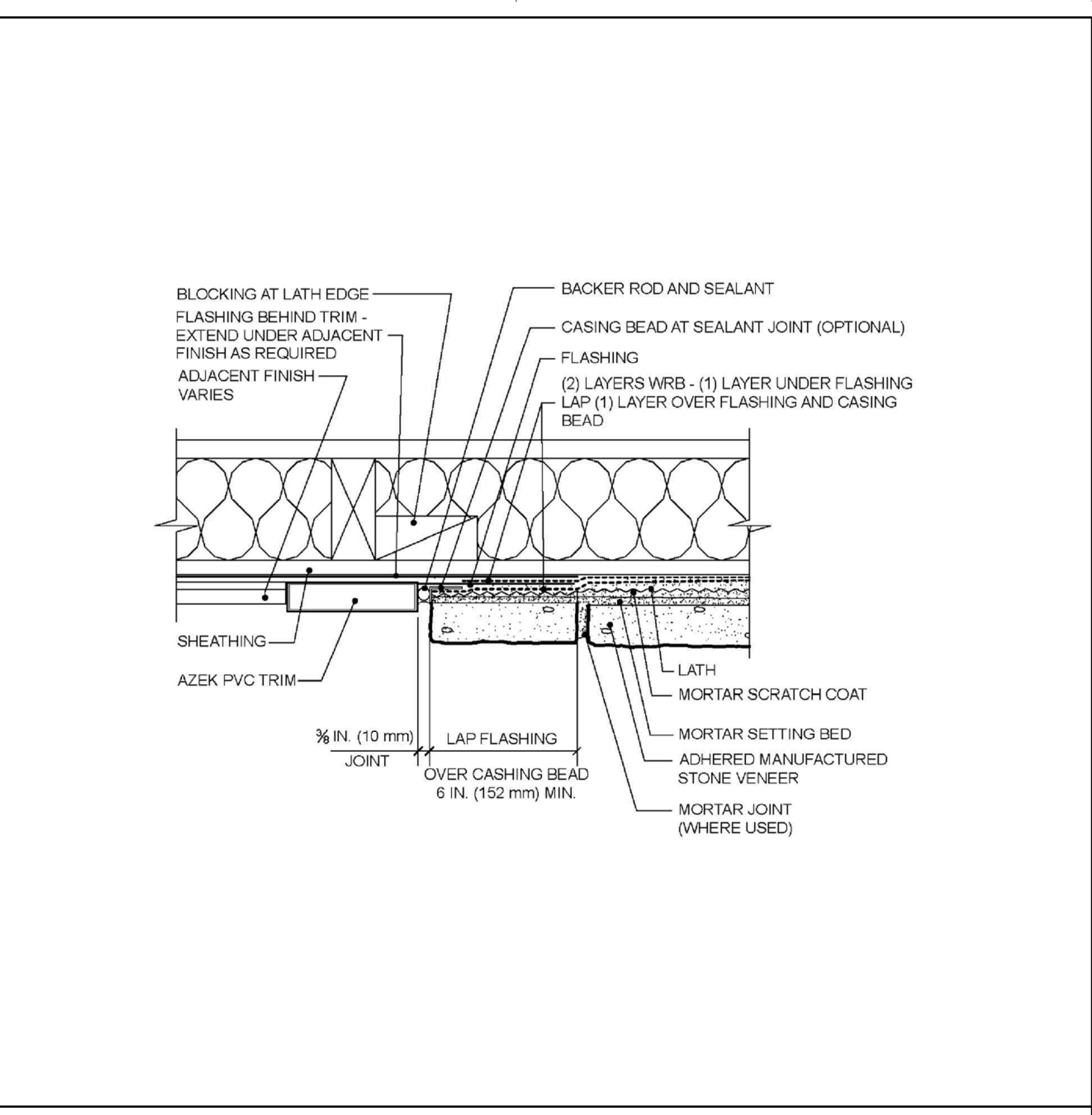
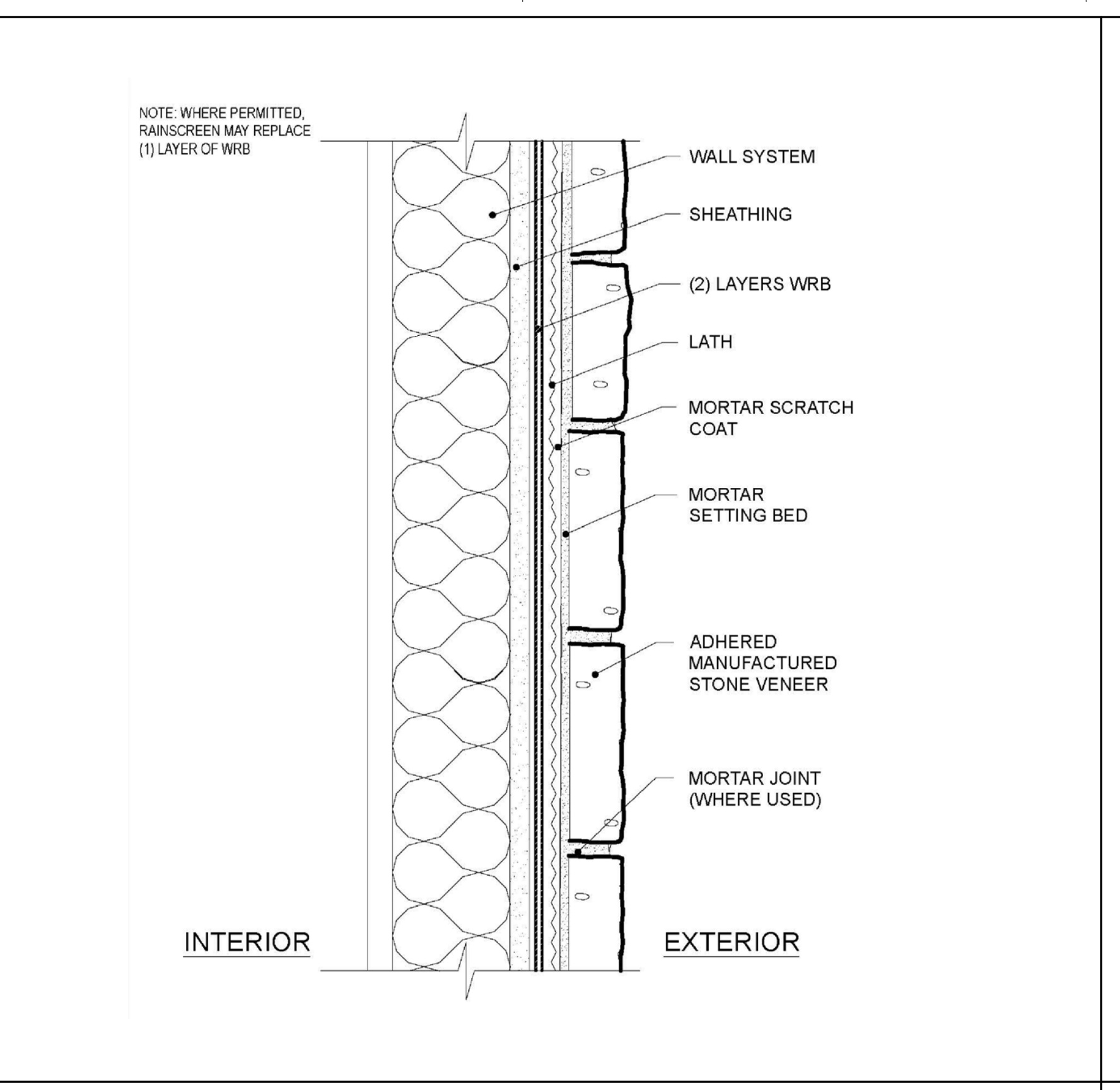
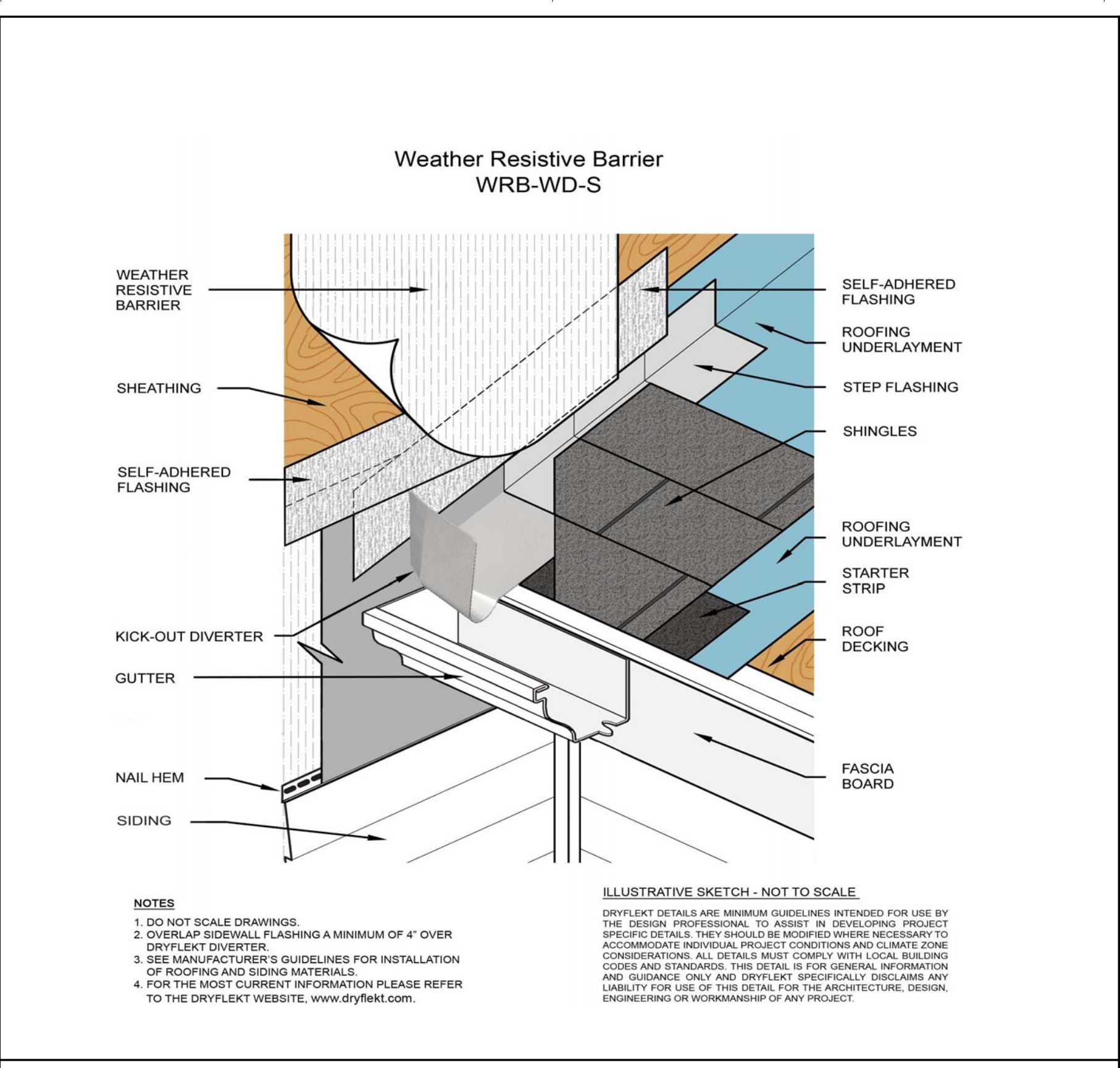
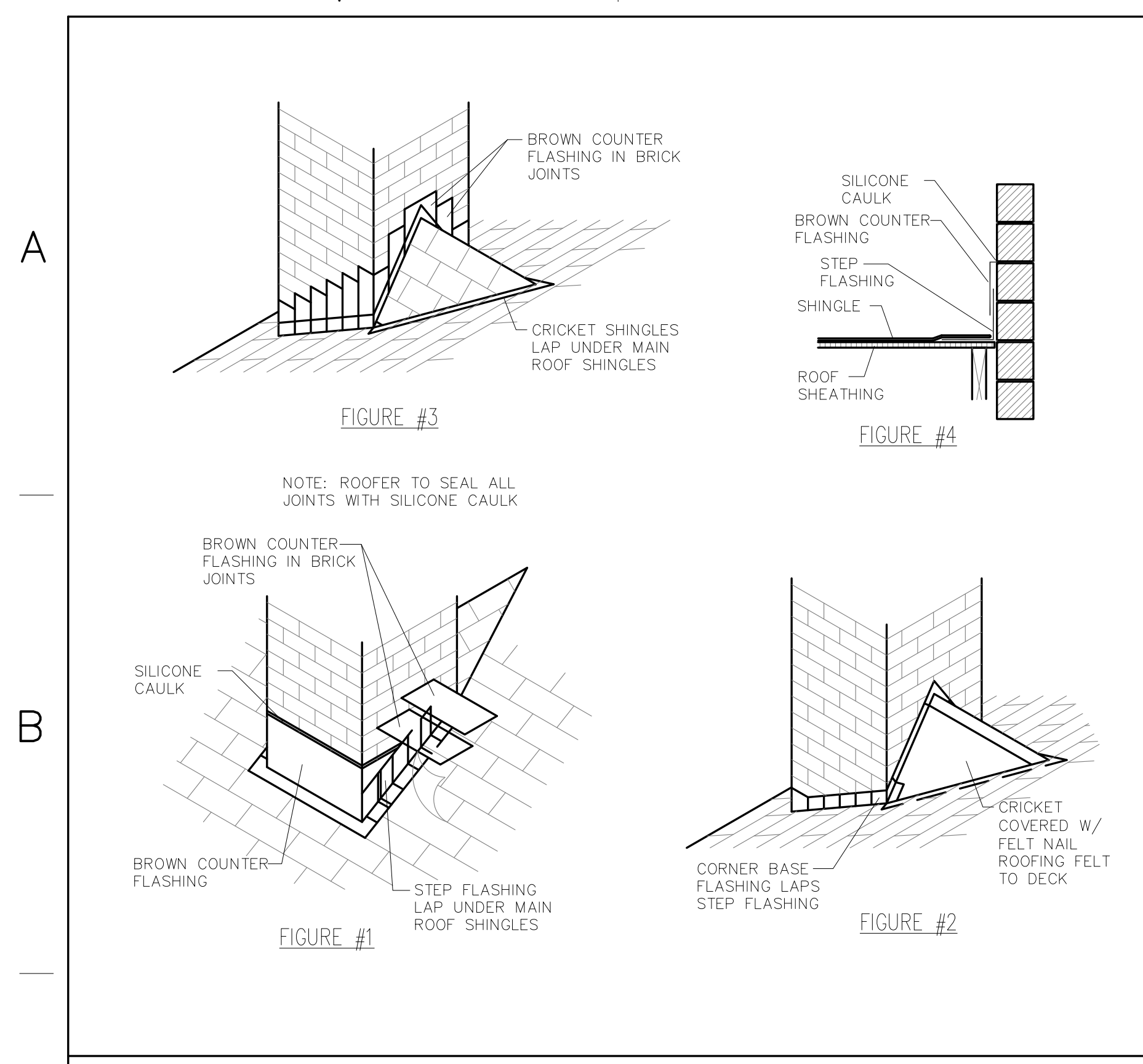
Project number: 18-053
date: 11/27/19
scale: AS-SHOWN
sheet no.

drawn by: BG
chk'd by: SC
approved by: KS

CD2

Copyright 2019 by STAMPL ASSOCIATES, LLC, 711 Hyde Park, Doylestown, PA 18902, phone number 215-345-4609. All rights reserved. The plans, elevations, drawings, illustrations and other material contained within this set are the property of STAMPL ASSOCIATES, LLC, and may not be reproduced either in or wholly, nor are they to be assigned to any third party, without the express written permission of STAMPL ASSOCIATES, LLC. Written dimensions on the drawing shall have precedence over scaled dimensions. Contractors shall verify, and be responsible for all dimensions and conditions on the job, and this office must be notified of any variations from the dimensions and conditions shown on these drawings. All shop drawings must be submitted to this office for approval before proceeding with fabrication.

1 2 3 4 5 6 7 8

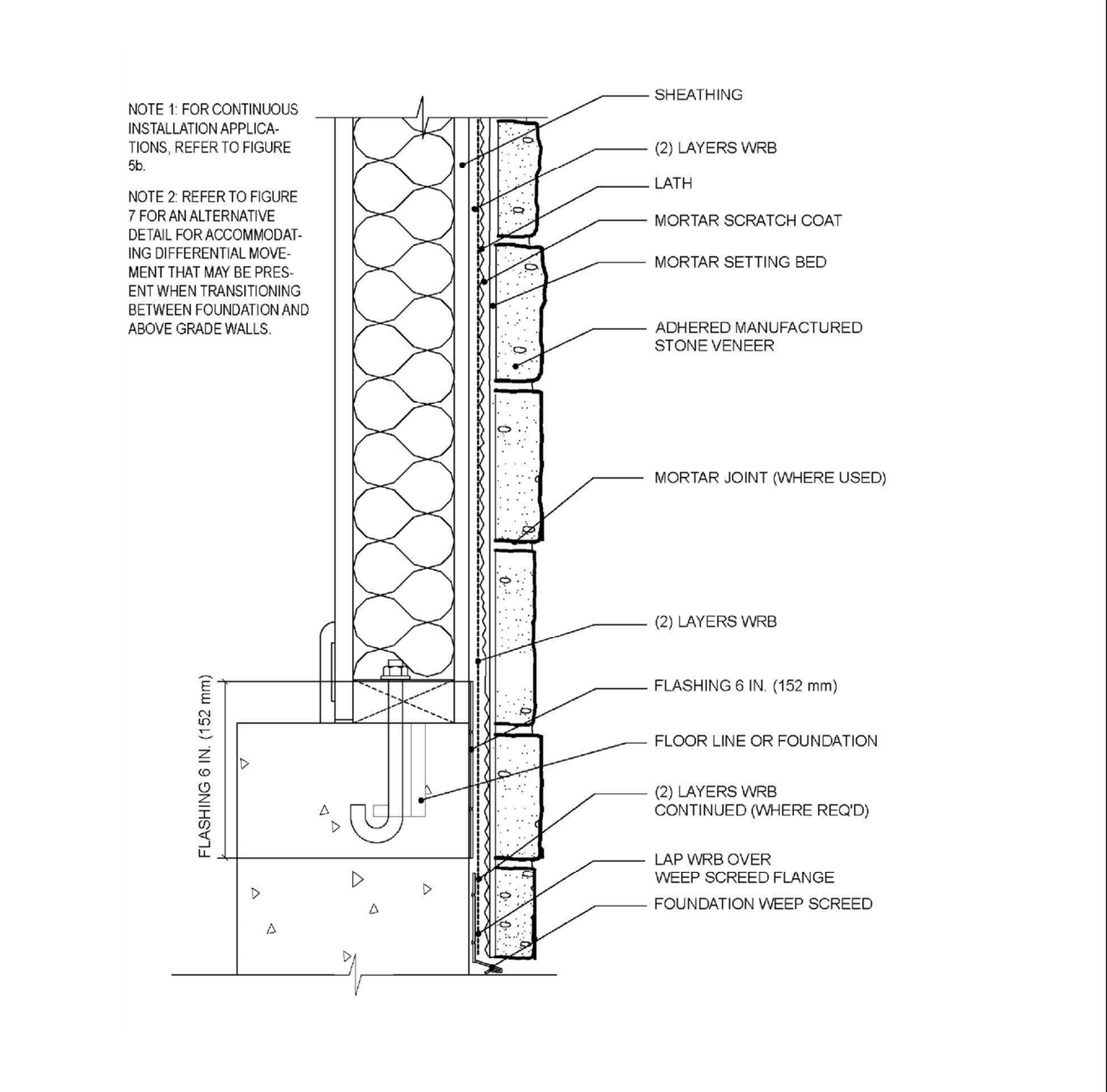
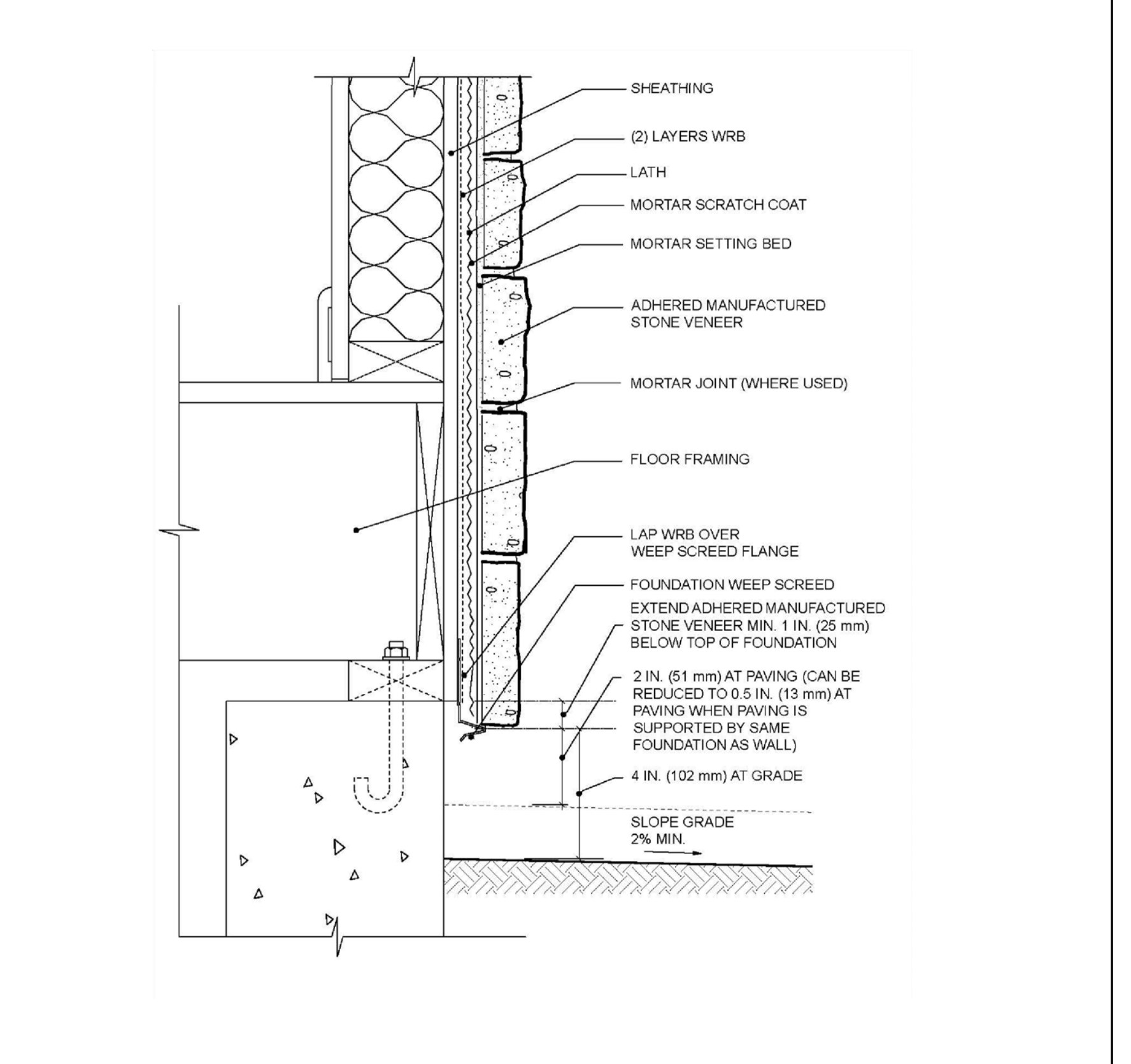
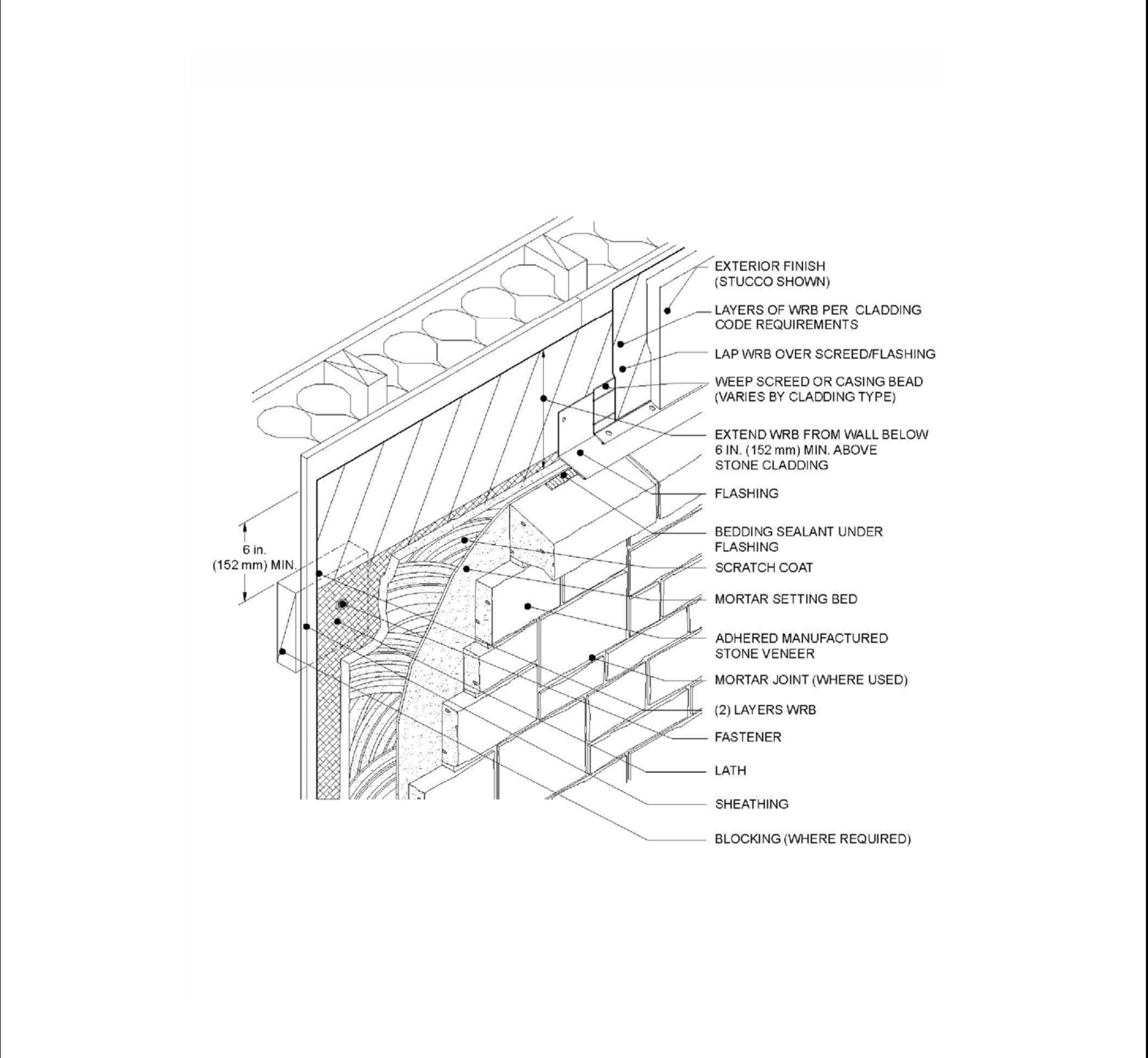
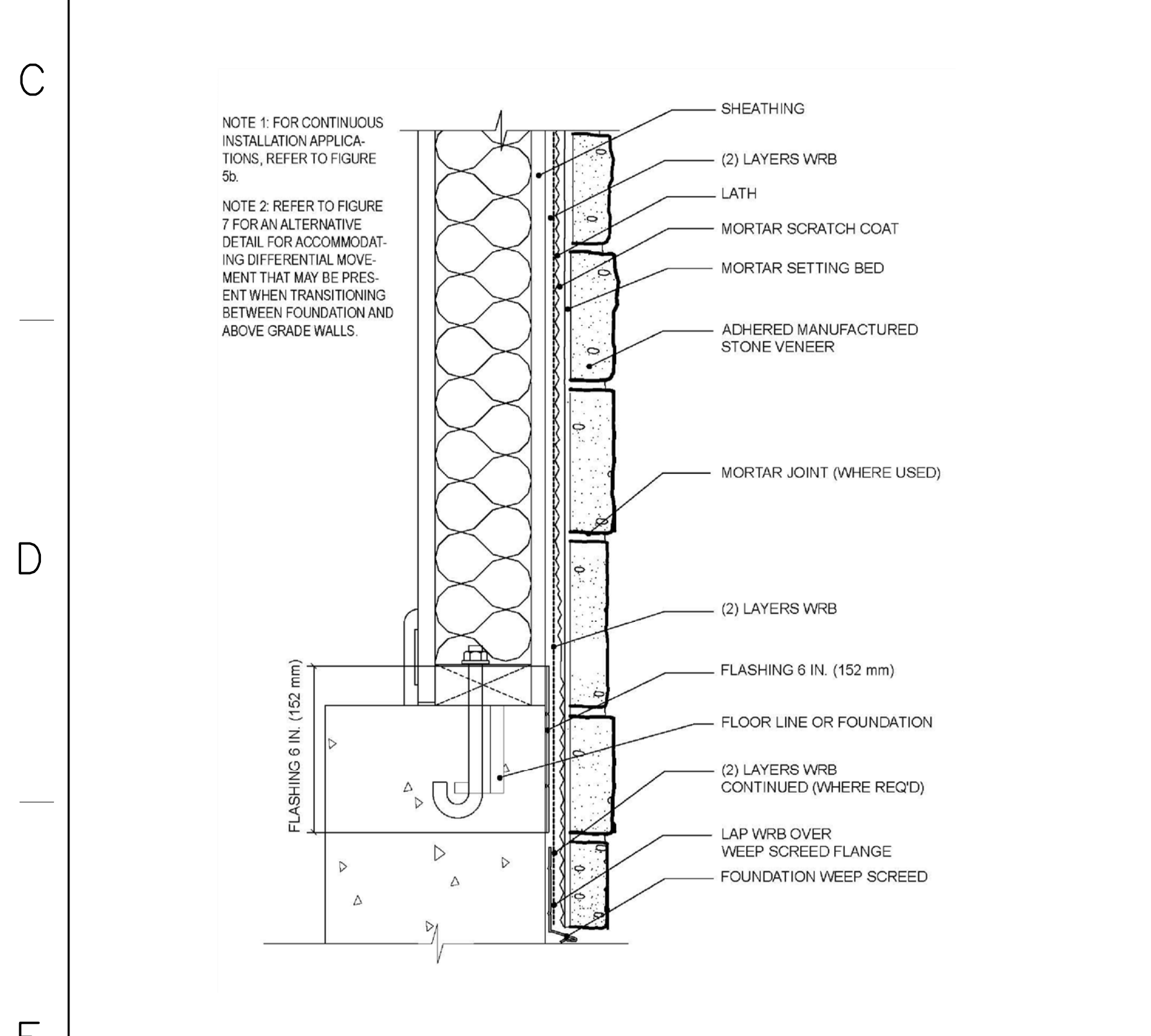


1 CHIMNEY FLASHING DETAILS N.T.S.

2 KICK OUT DETAIL N.T.S.

3 TYPICAL WALL SECTION - RAINSCREEN SYSTEM N.T.S.

4 VERTICAL TRANSITION N.T.S.

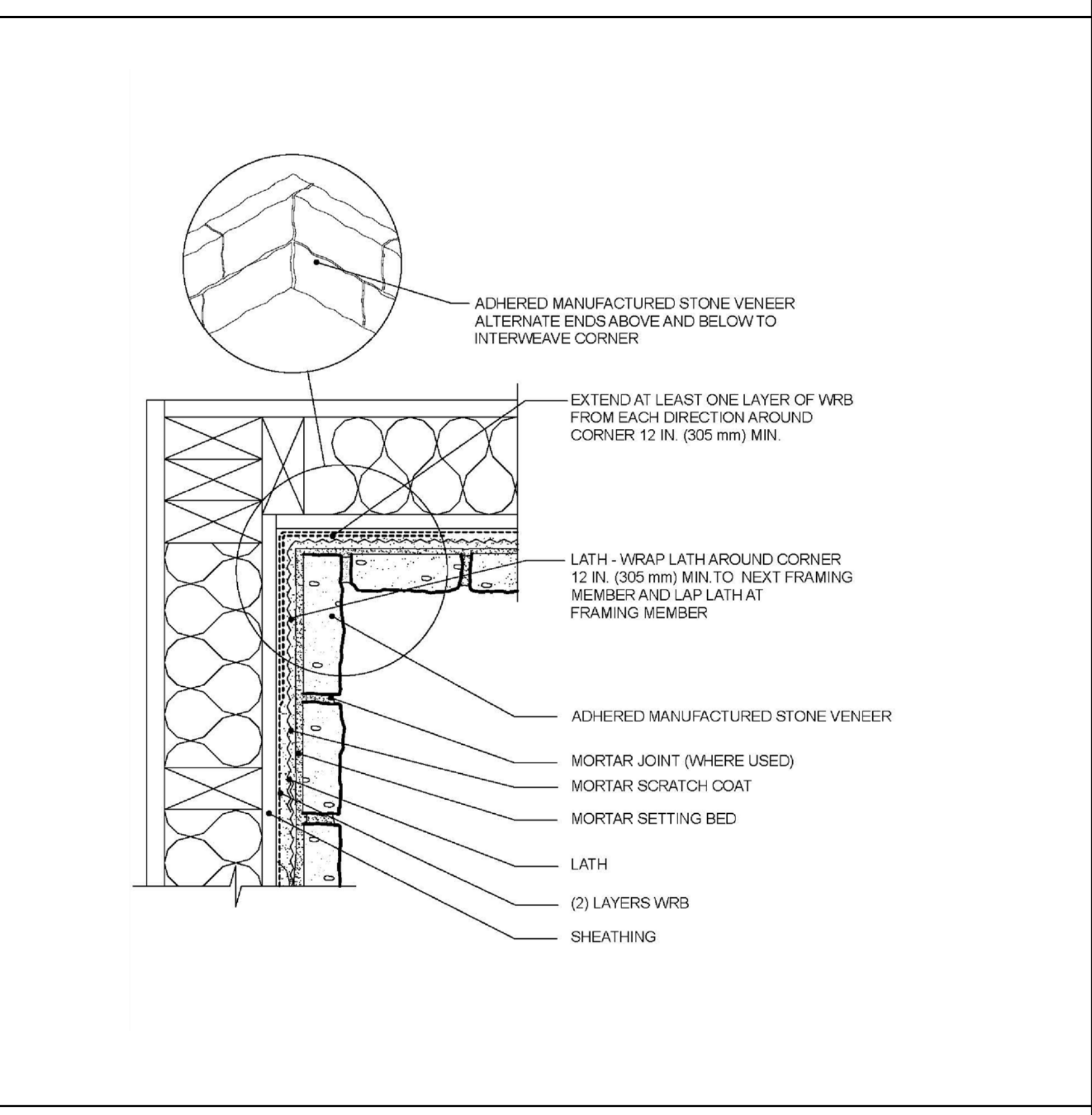
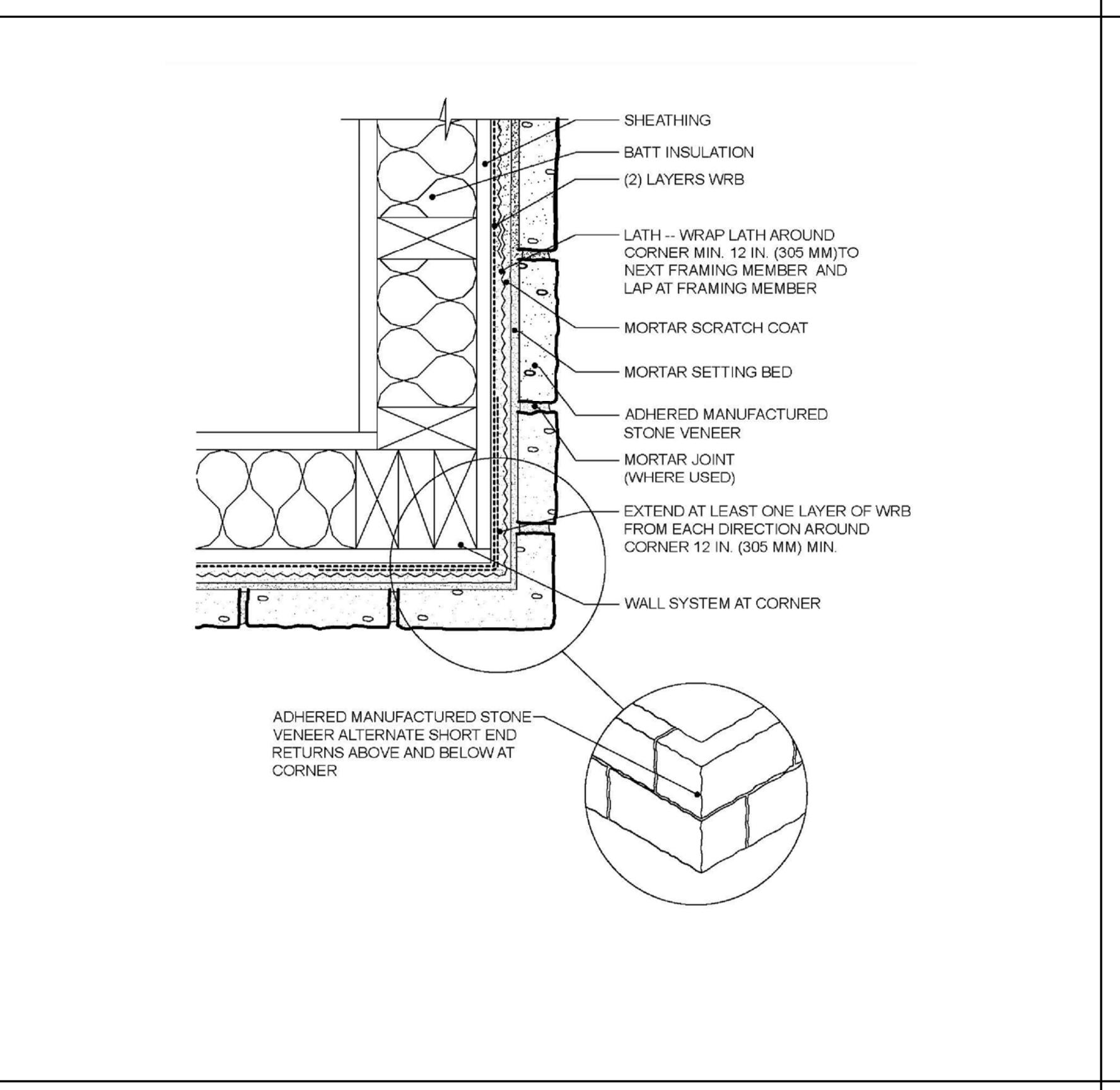
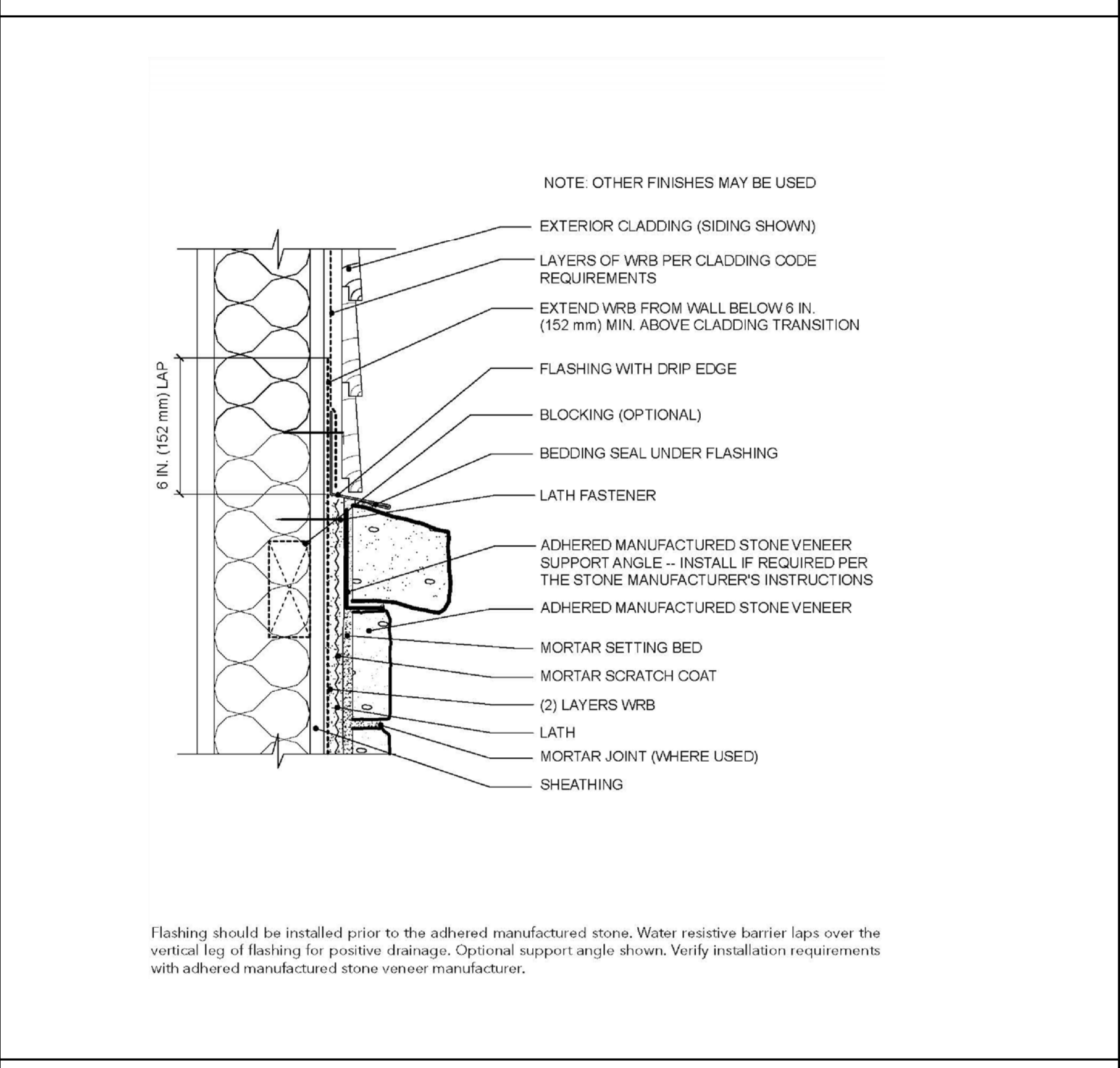
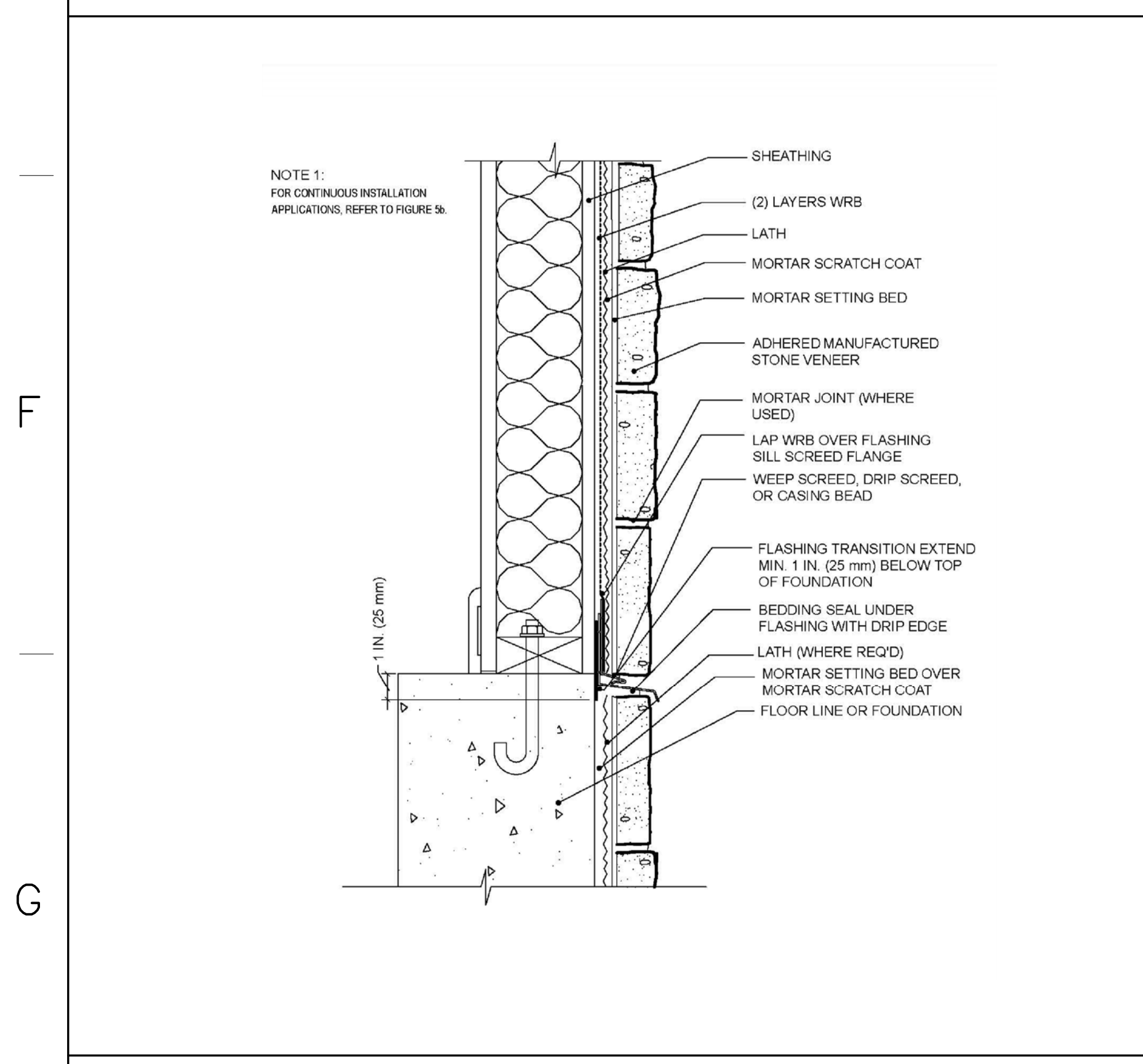


5 FOUNDATION WALL BASE - AMSV OVERLAPPING FOUNDATION N.T.S.

6 WALL ASSEMBLY TRANSITION N.T.S.

7 FOUNDATION WALL BASE N.T.S.

8 FOUNDATION WALL BASE - OVERLAPPING N.T.S.



9 FOUNDATION WALL BASE - TRANSITION TO AMSV CONTINUING DOWN FOUNDATION N.T.S.


10 CLADDING TRANSITION N.T.S.

11 OUTSIDE CORNER N.T.S.

12 INSIDE CORNER N.T.S.

Stampfl Associates
architecture + planning
711 Hyde Park
Doylstown, PA 18902
215.345.4609 p 215.345.4610 f
www.stampflassociates.com

REVISIONS	Description	chk'd by	Date



WOODLANDS AT GREYSTONE
SCULTHORPE DR. WEST GOSHEN TOWNSHIP
CHESTER COUNTY, PA

DRAWING NAME: CONSTRUCTION DETAILS
LOCATION:
PROJECT NUMBER: 18-053
DATE: 2020-09-04
SCALE: AS SHOWN
SHEET NO.
DRAWN BY: BG
CHK'D BY: SC
APPROV. BY: KS

CD-3

Copyright 2020 by STAMPFL ASSOCIATES, LLC, 711 Hyde Park, Doylstown, PA 18902, phone number 215-345-4609. All rights reserved. The plans, elevations, drawings, illustrations and other material contained within this set are the property of STAMPFL ASSOCIATES, LLC, and may not be reproduced either in or wholly, nor are they to be assigned to any third party, without the express written permission of STAMPFL ASSOCIATES, LLC. Written dimensions on the drawing shall have precedence over scaled dimensions. Contractors shall verify, and be responsible for all dimensions and conditions on the job, and this office must be notified of any variations from the dimensions and conditions shown on these drawings. All shop drawings must be submitted to this office for approval before proceeding with fabrication.

A

B

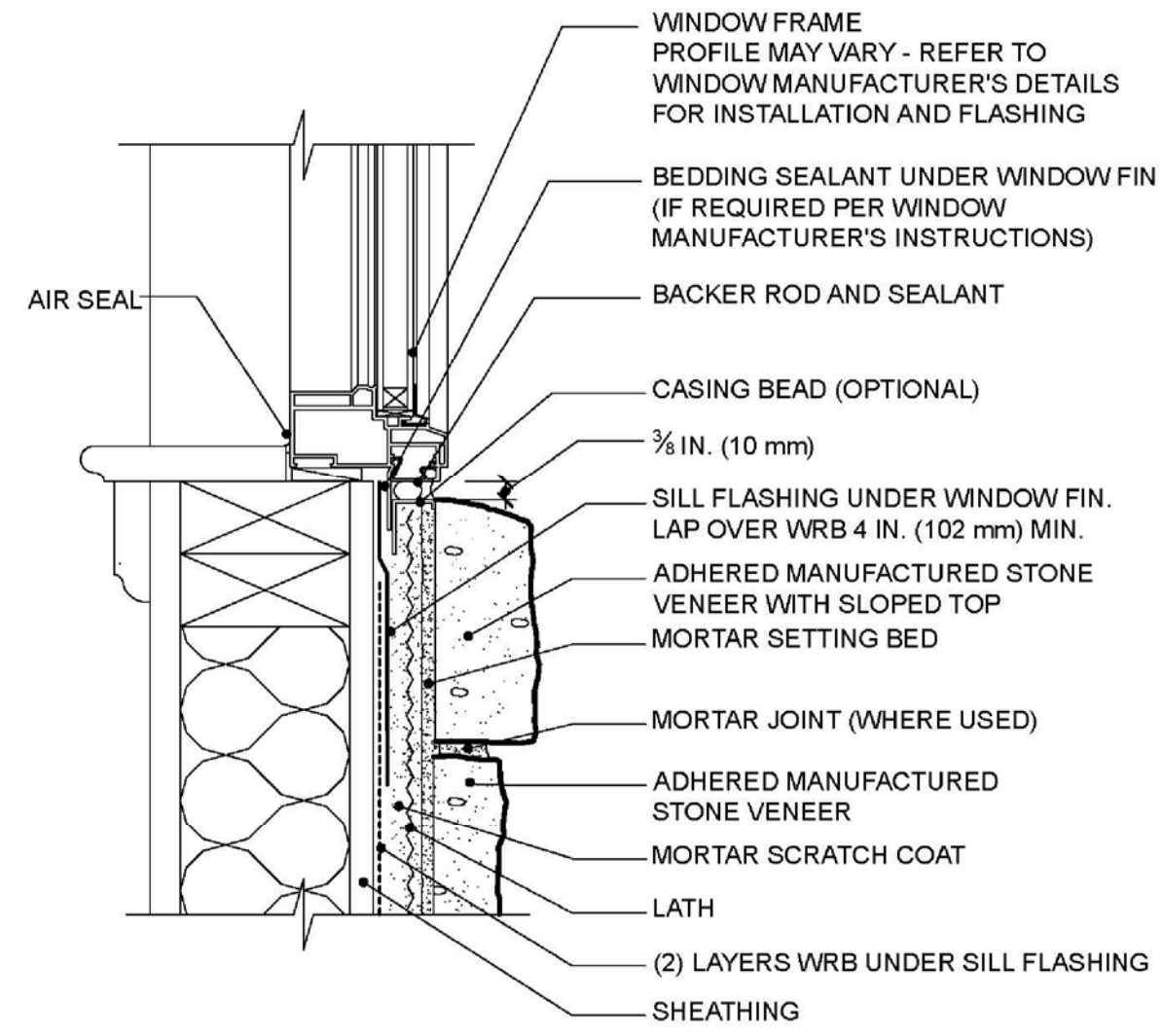
C

D

E

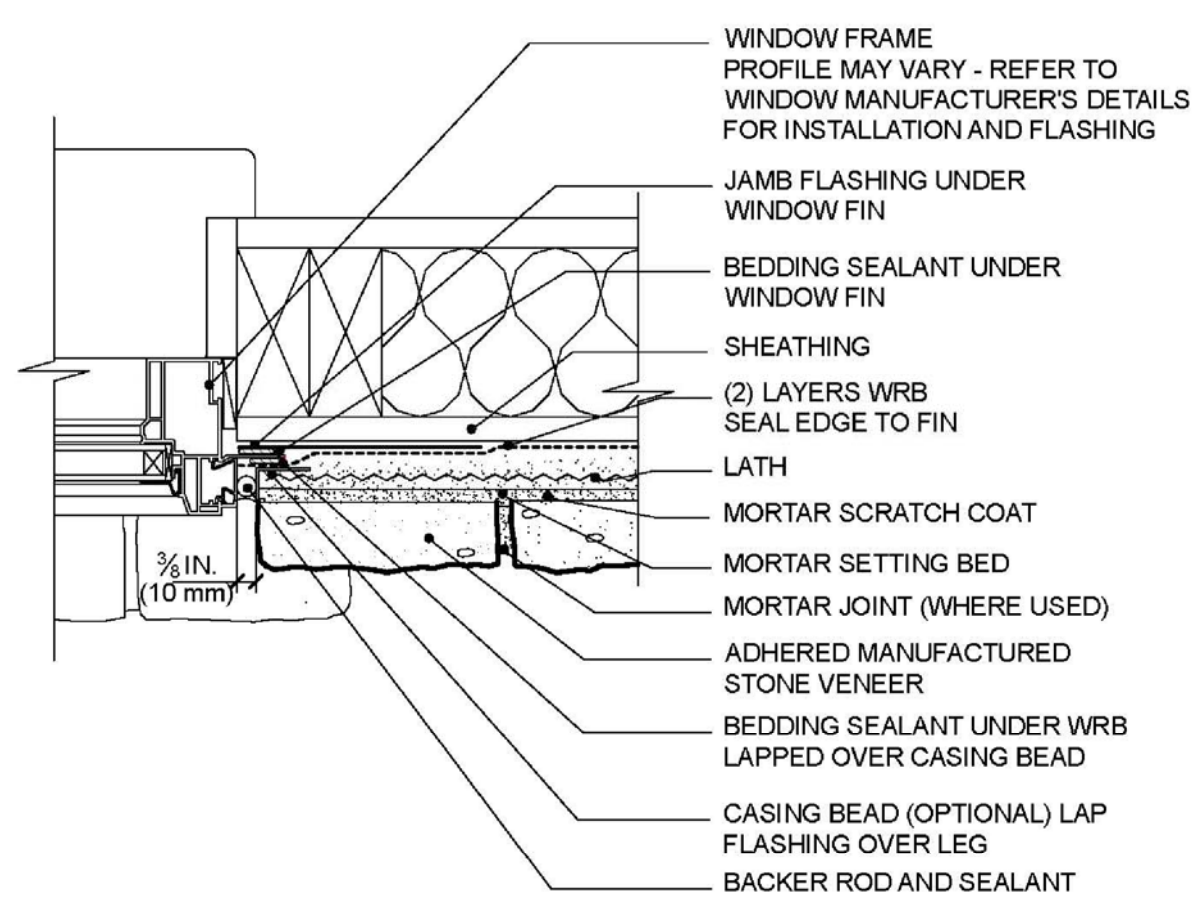
F

G



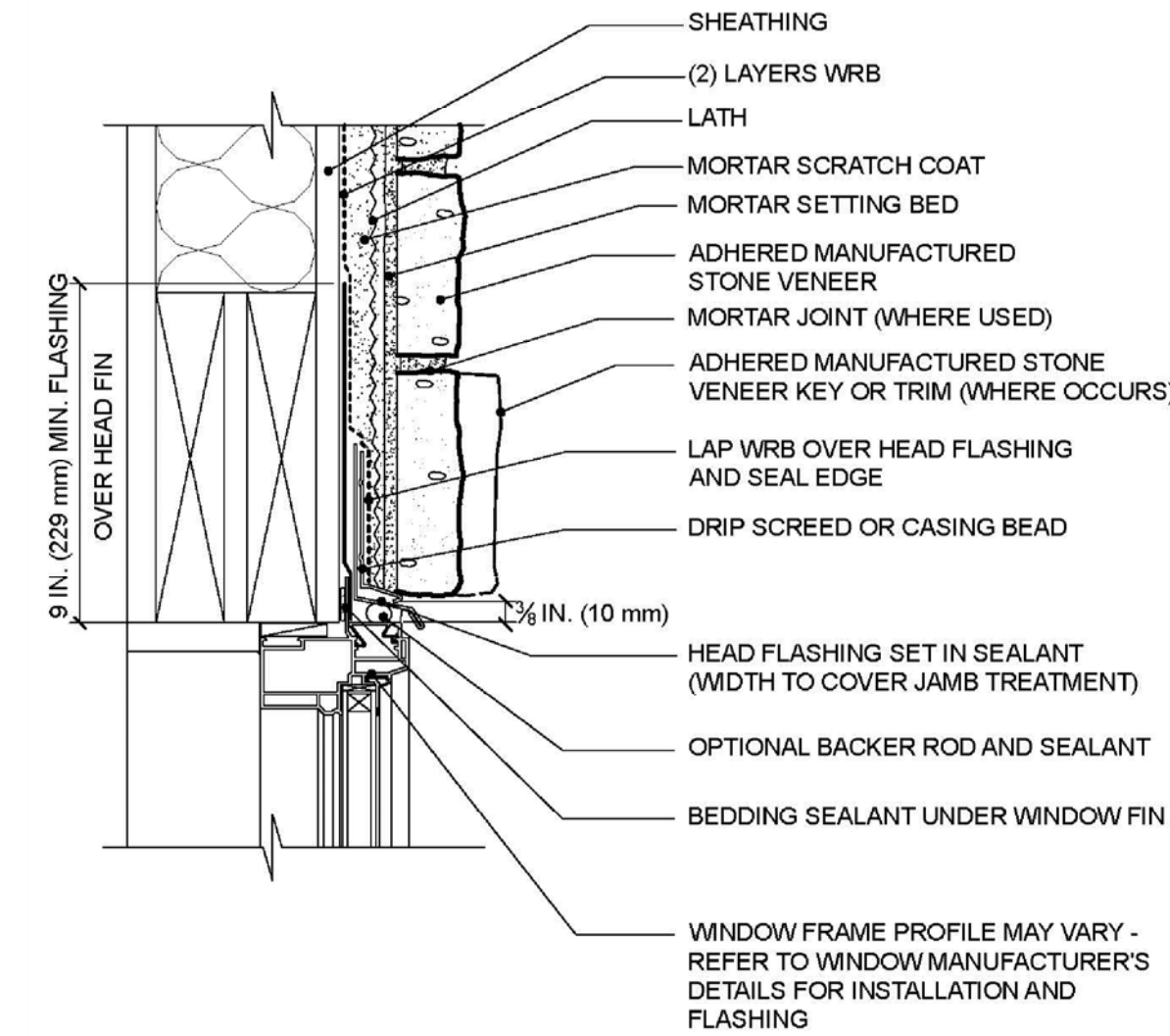
Rough openings must be properly flashed prior to window installation. Tuck water resistant barrier under flashing at sill. Sill flashing should drain to the exterior of the primary WRB or to exterior of adhered manufactured stone veneer.

NOTE FOR CONTINUOUS INSTALLATION APPLICATIONS, REFER TO FIGURE 21b.



Rough openings must be properly flashed prior to window installation. Backer rod and sealant between the window frame and the adhered manufactured stone veneer allows for movement between the dissimilar materials.

NOTE FOR CONTINUOUS INSTALLATION APPLICATIONS, REFER TO FIGURE 21b.



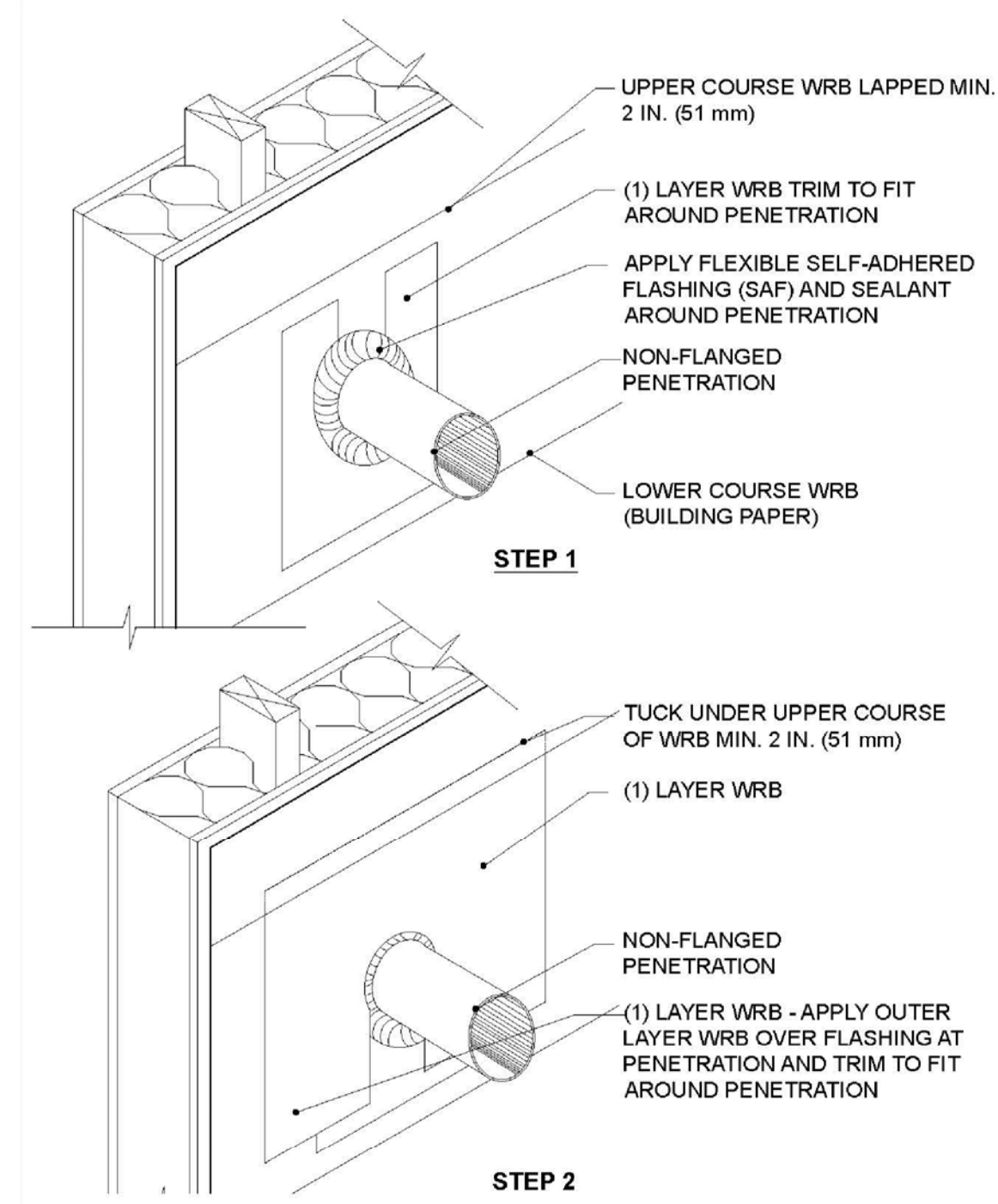
Flashing and WRB installed shingle fashion may be complimented with self-adhered flashing (SAF) to seal WRB to window frame.

① (NOT USED) N.T.S.

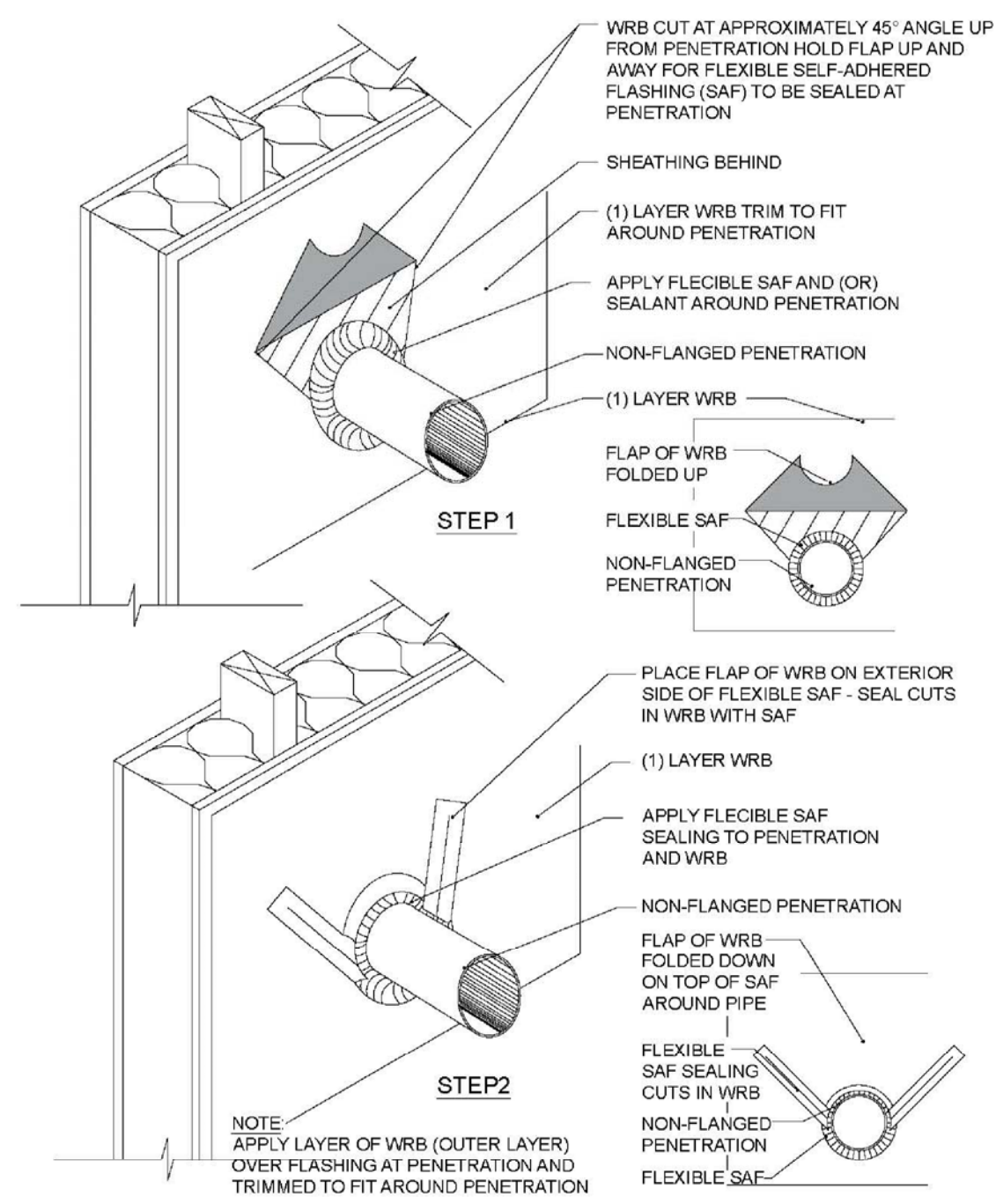
② WINDOW SILL N.T.S.

③ WINDOW JAMB N.T.S.

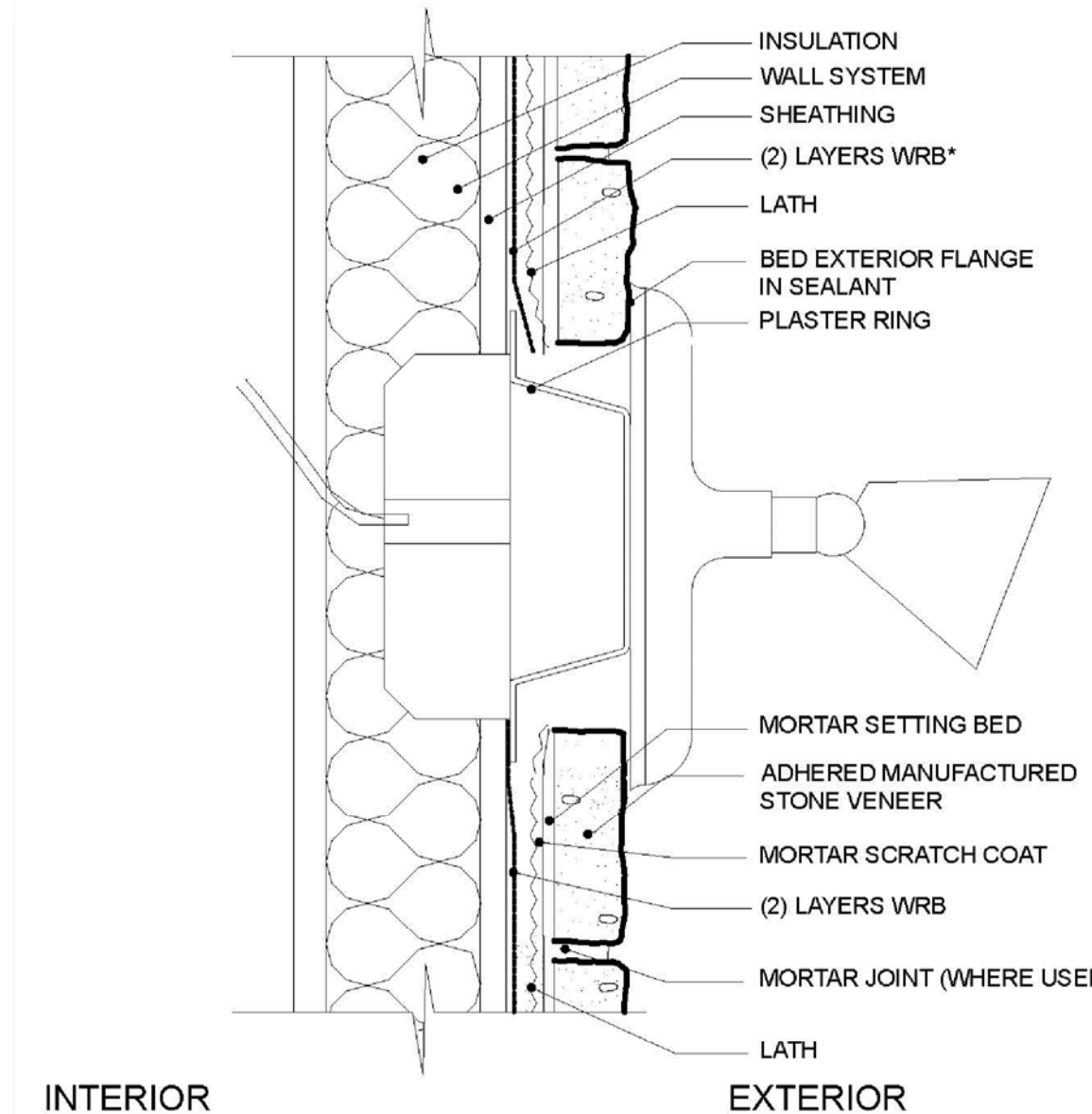
④ WINDOW HEAD N.T.S.



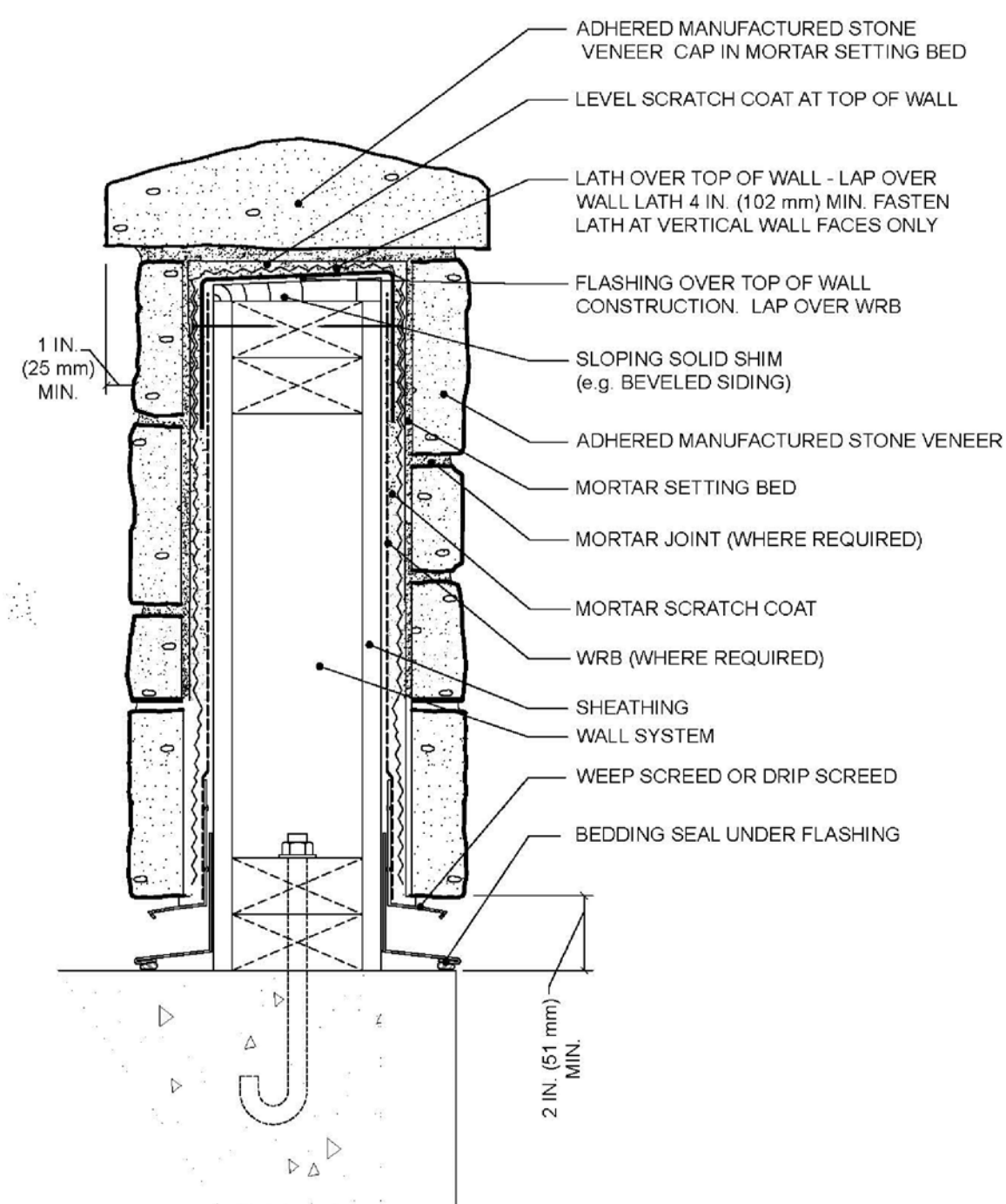
⑤ PENETRATION NON-FLANGED W/ BUILDING PAPER WRB N.T.S.



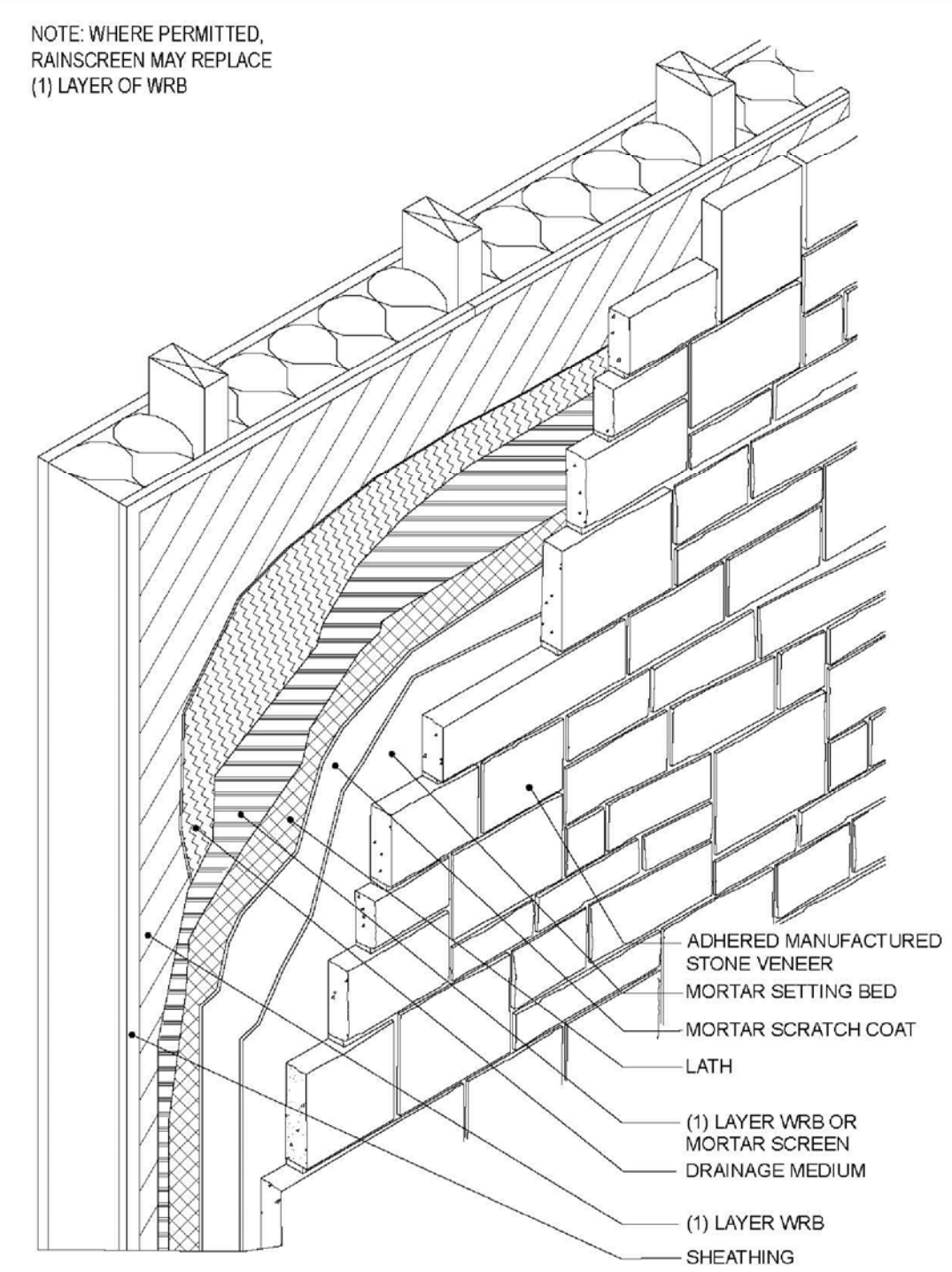
⑥ PENETRATION NON-FLANGED W/ HOUSE-WRAP WRB N.T.S.



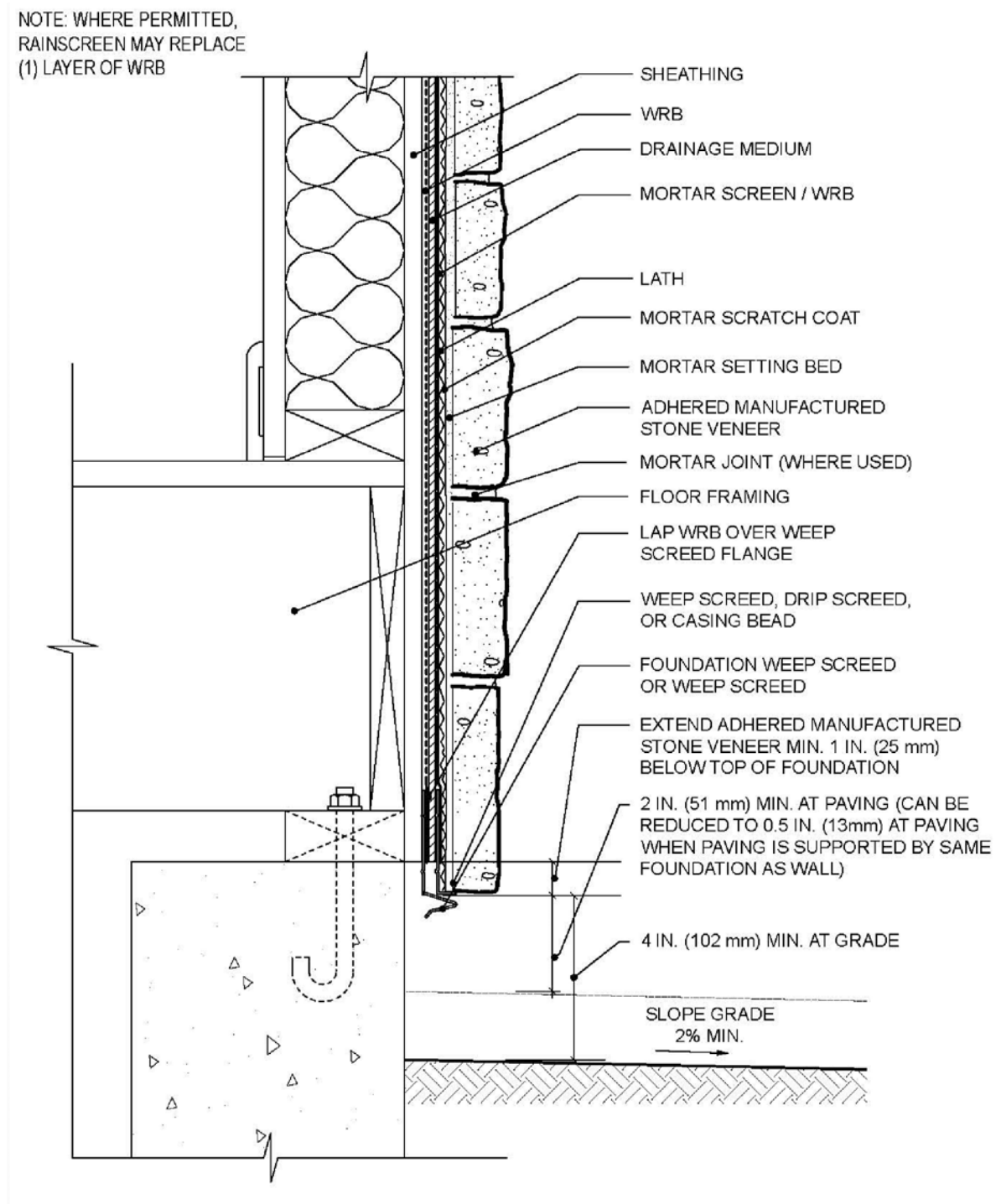
⑦ PENETRATION - FIXTURE N.T.S.



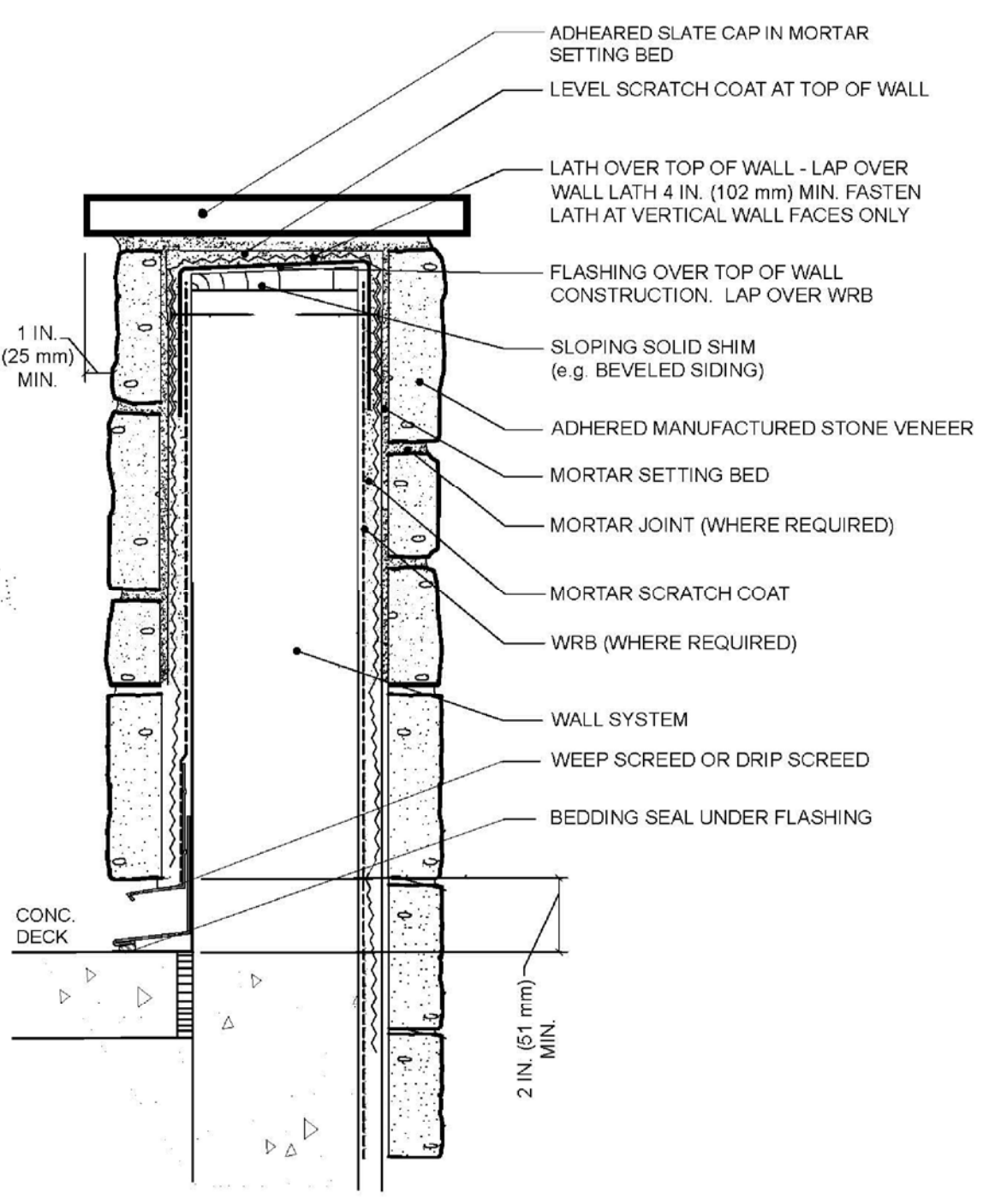
⑧ WALL CAP N.T.S.



⑨ WALL ASSEMBLY - RAINSCREEN SYSTEM - MEMBRANE SYSTEM N.T.S.



⑩ FOUNDATION WALLBASE - RAINSCREEN SYSTEM N.T.S.




⑪ TYPICAL WALL CAP DETAIL N.T.S.

⑫ (NOT USED) N.T.S.



REVISIONS	Description



WOODLANDS AT GREYSTONE
SCULTHORPE DR. WEST GOSHEN TOWNSHIP
CHESTER COUNTY, PA

Project number: 18-053	Drawn by: BG
Date: 2020-09-04	Checked by: SC
Scale: AS SHOWN	Approved by: KS
Sheet no.	

CD-4


Copyright 2020 by STAMPFL ASSOCIATES, LLC, 711 Hyde Park, Doylstown, PA 18902, phone number 215-345-4609. All rights reserved. The plans, elevations, drawings, illustrations and other material contained within this set are the property of STAMPFL ASSOCIATES, LLC, and may not be reproduced either in or wholly, nor may they be assigned to any third party, without the express written permission of STAMPFL ASSOCIATES, LLC. Written dimensions on the drawing shall have precedence over scaled dimensions. Contractors shall verify, and be responsible for all dimensions and conditions on the job, and this office must be notified of any variations from the dimensions and conditions shown on these drawings. All shop drawings must be submitted to this office for approval before proceeding with fabrication.

A	1	2	3	4	5	6	7	8
B								
C								
D								
E								
F								
G								

Stampfl Associates
architecture + planning

711 Hyde Park
Doylestown, PA 18902
215.345.4609 p 215.345.4610 f
www.stampflassociates.com

REVISIONS	Description	CHK'd by	Date






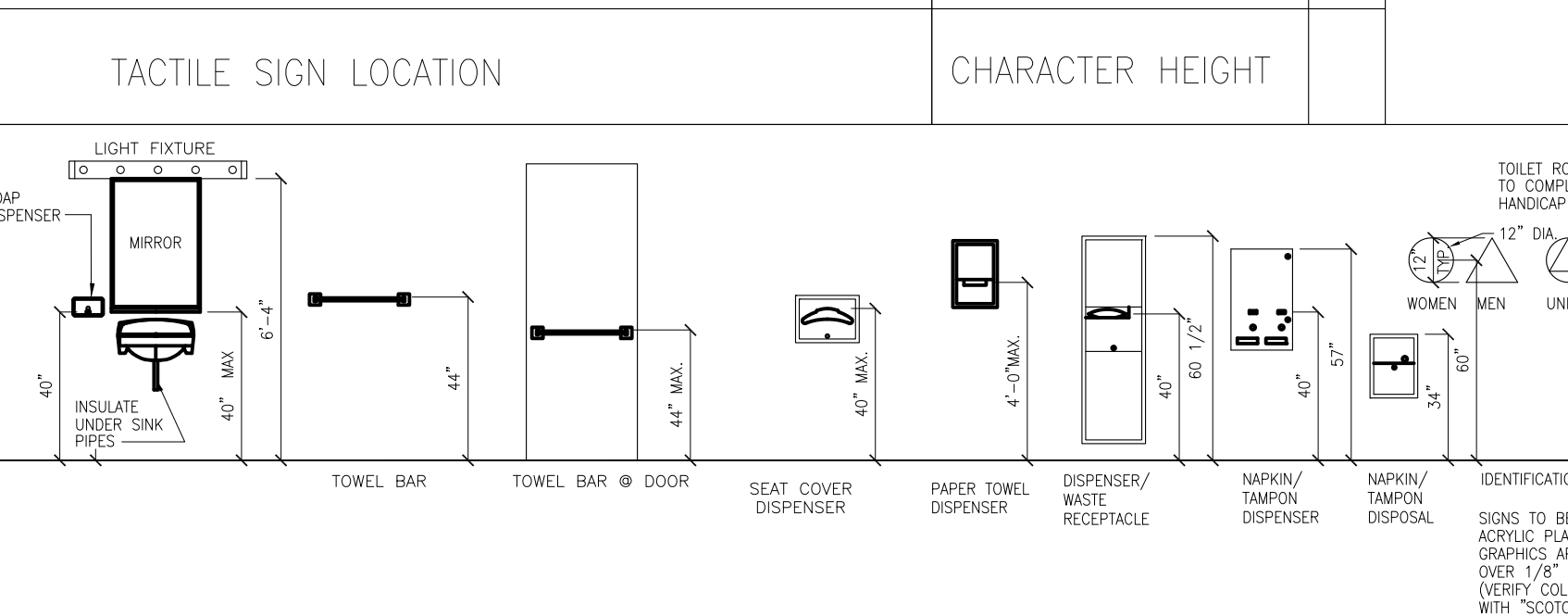
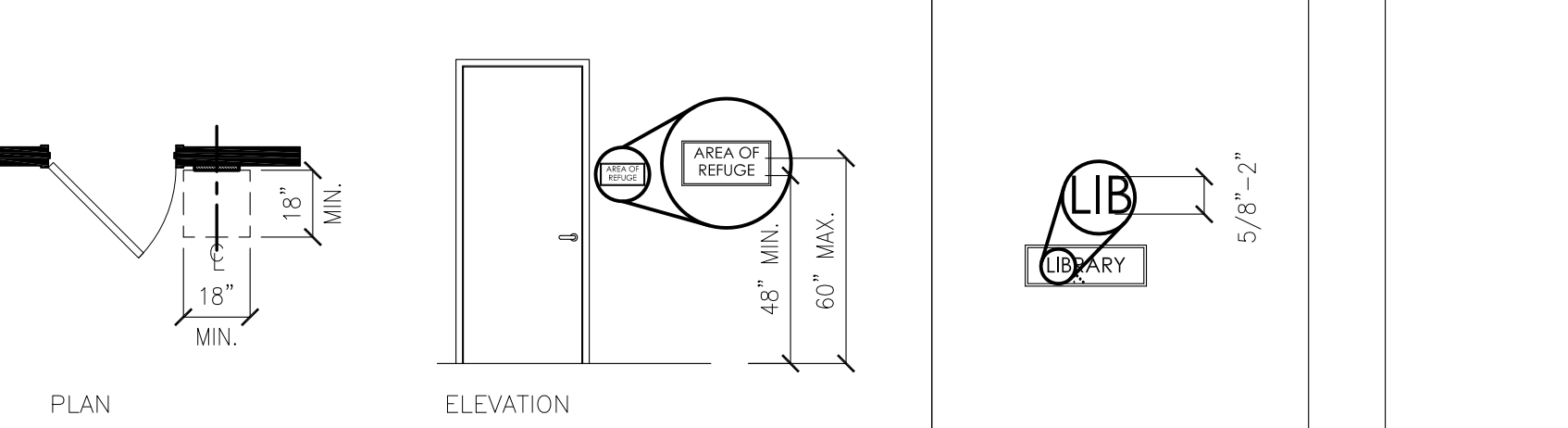
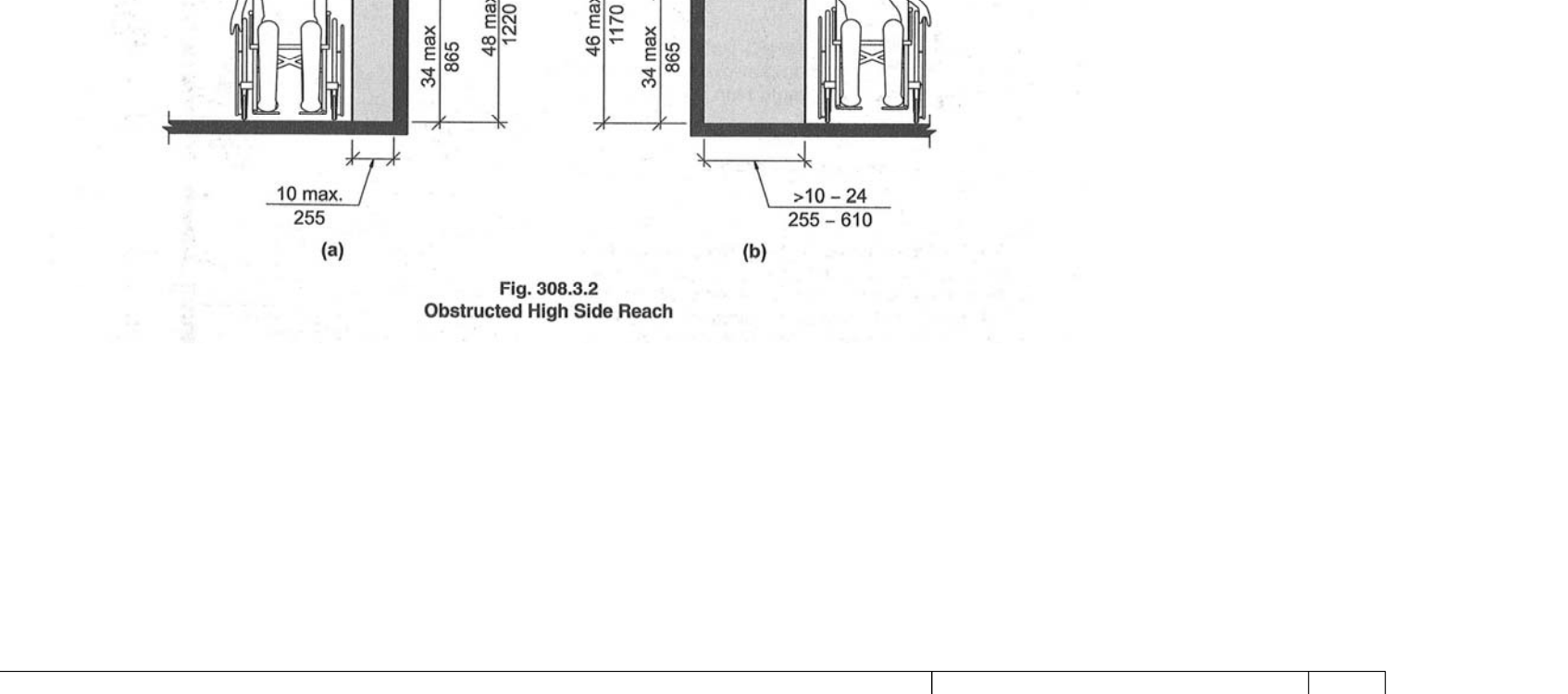
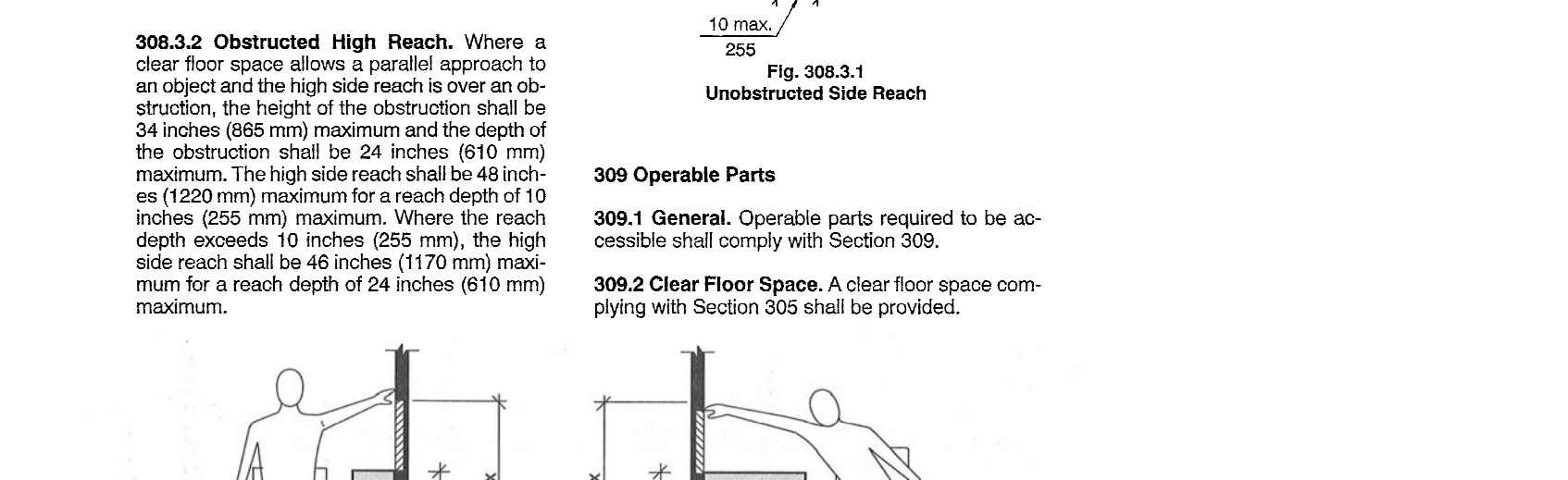
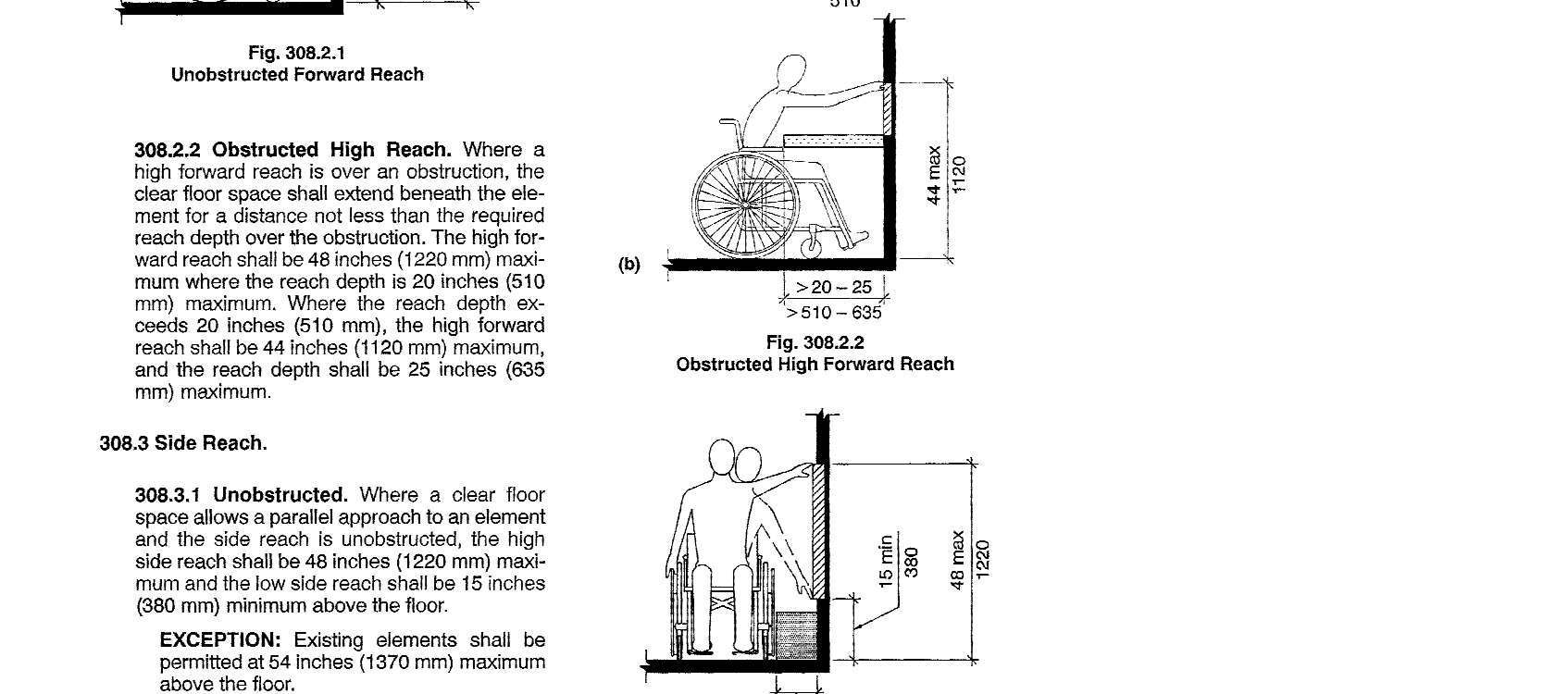
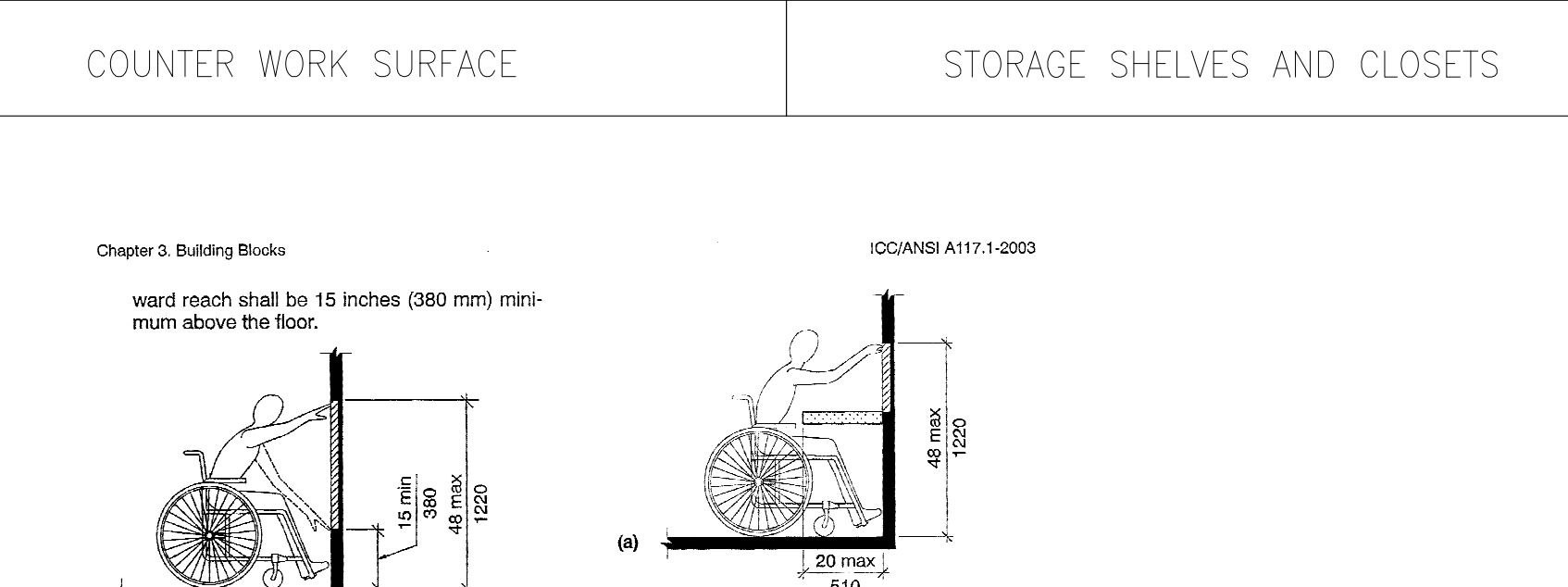
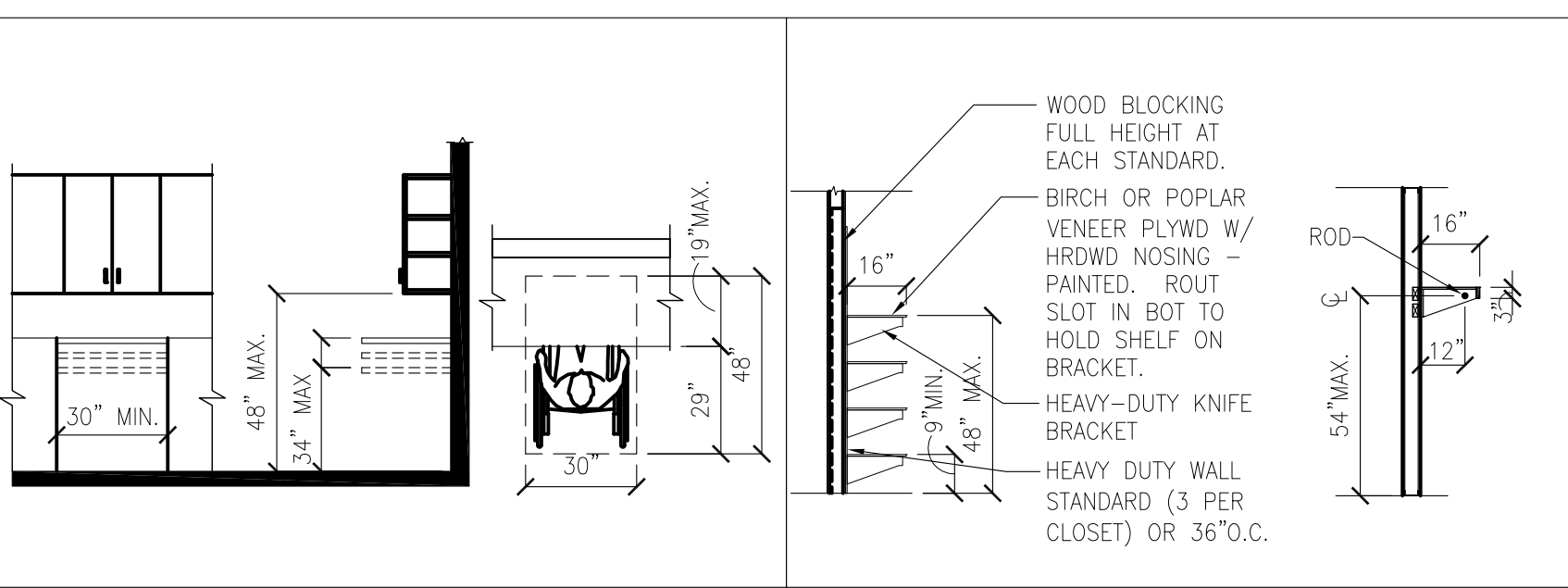
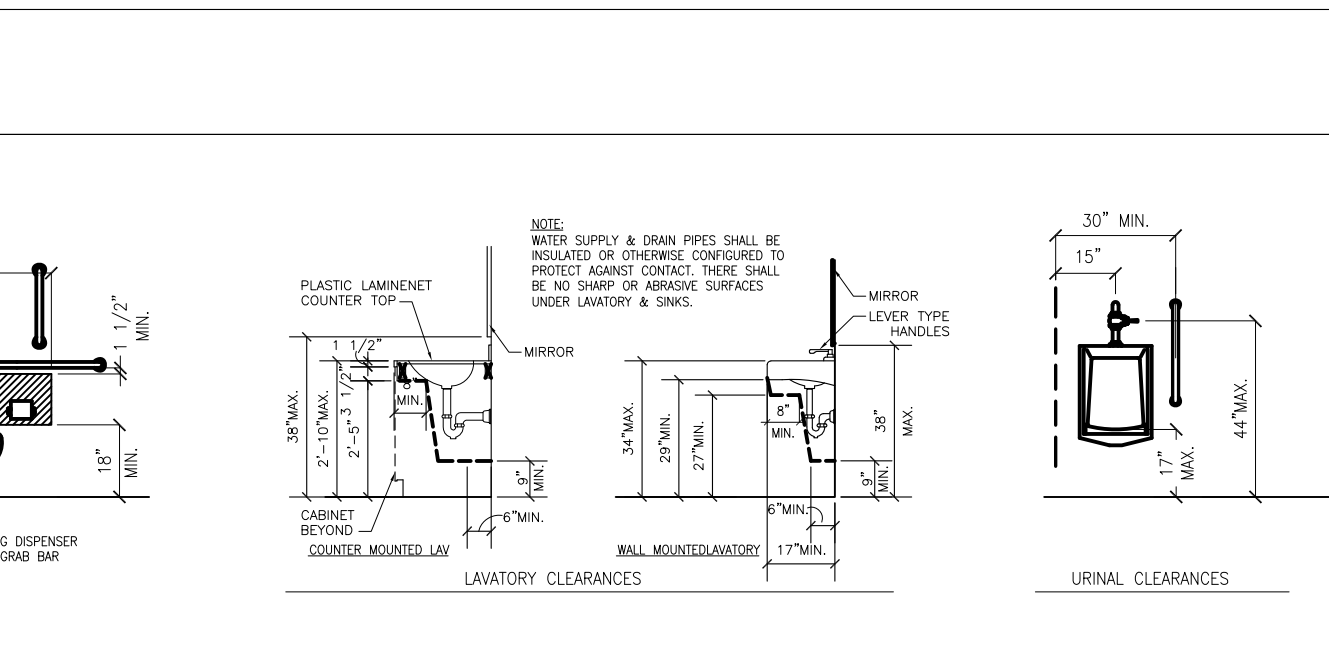
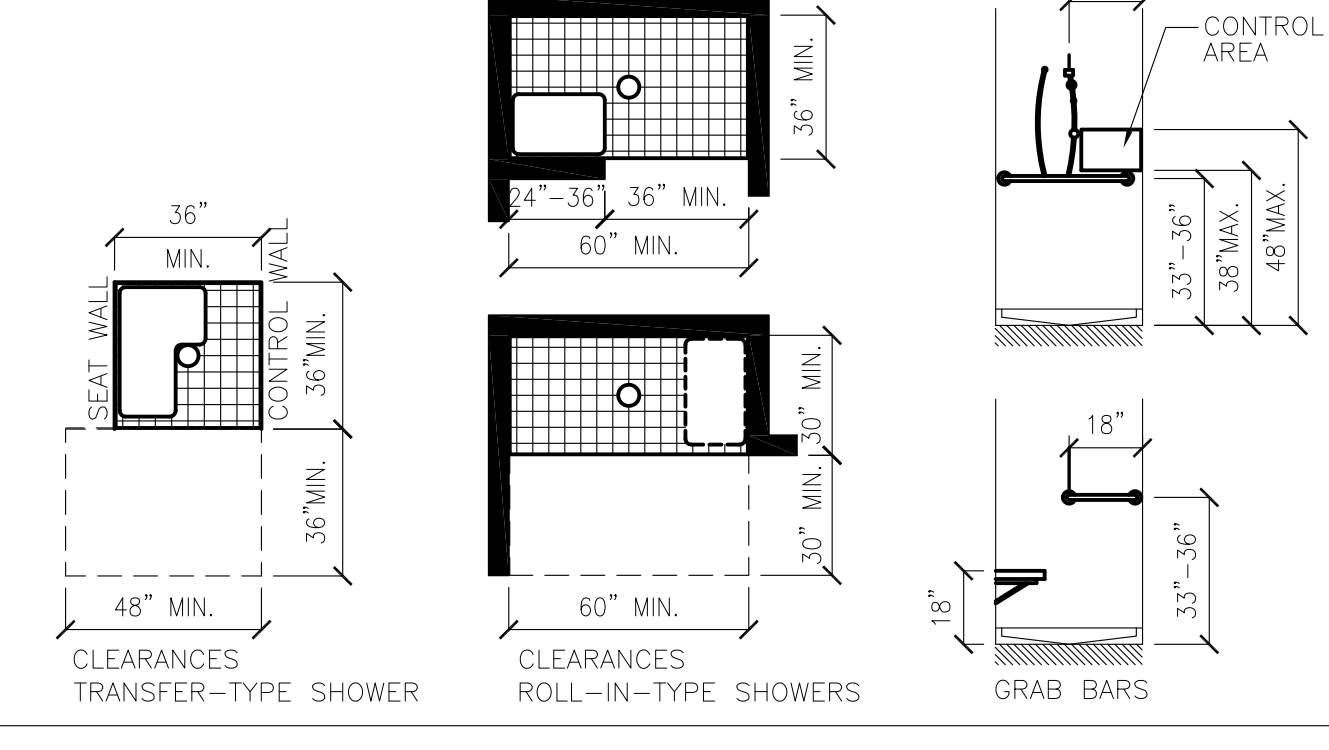
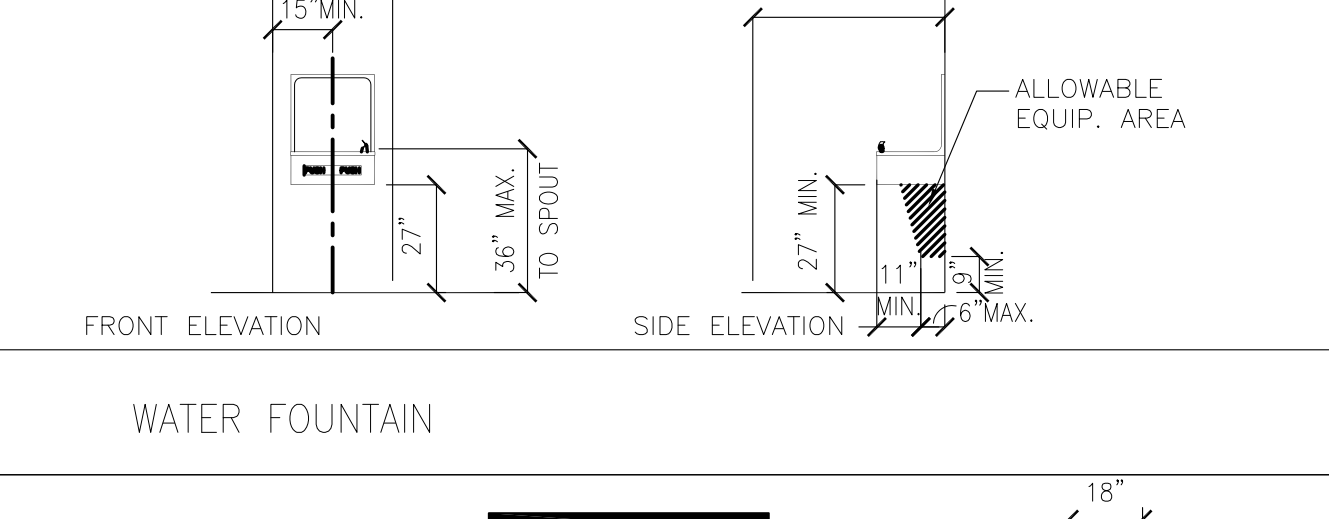
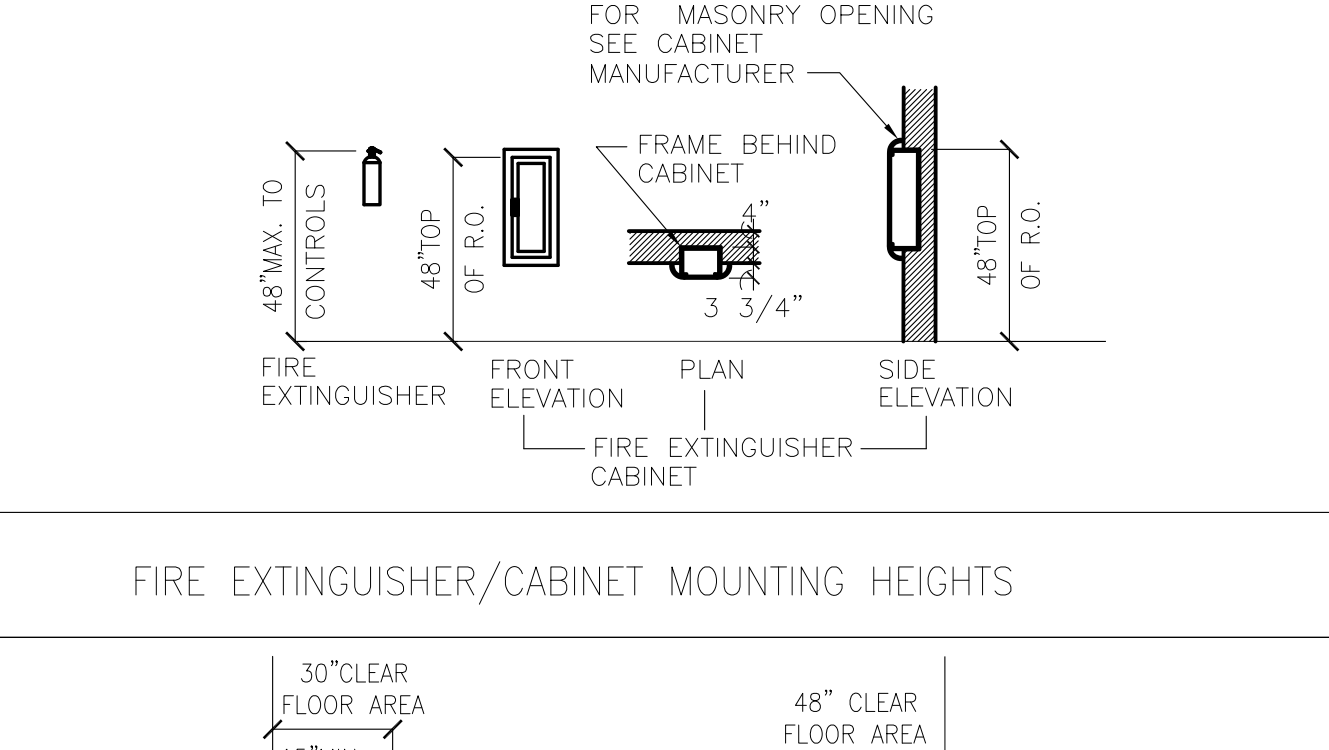
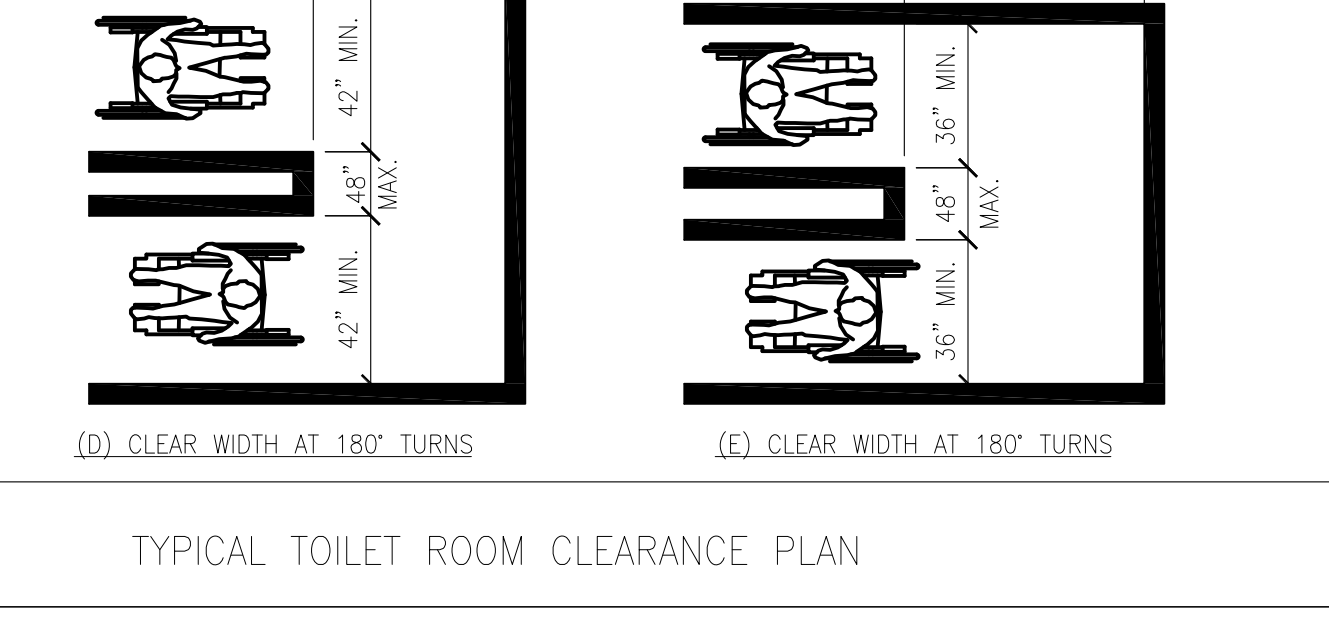
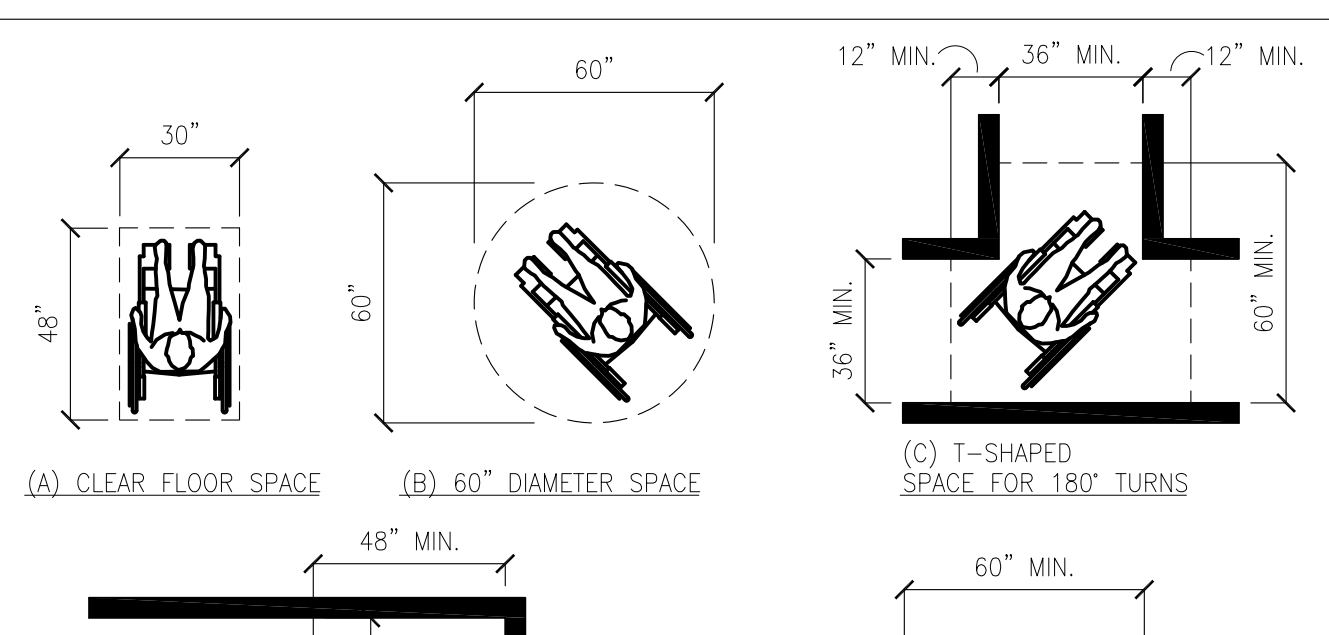
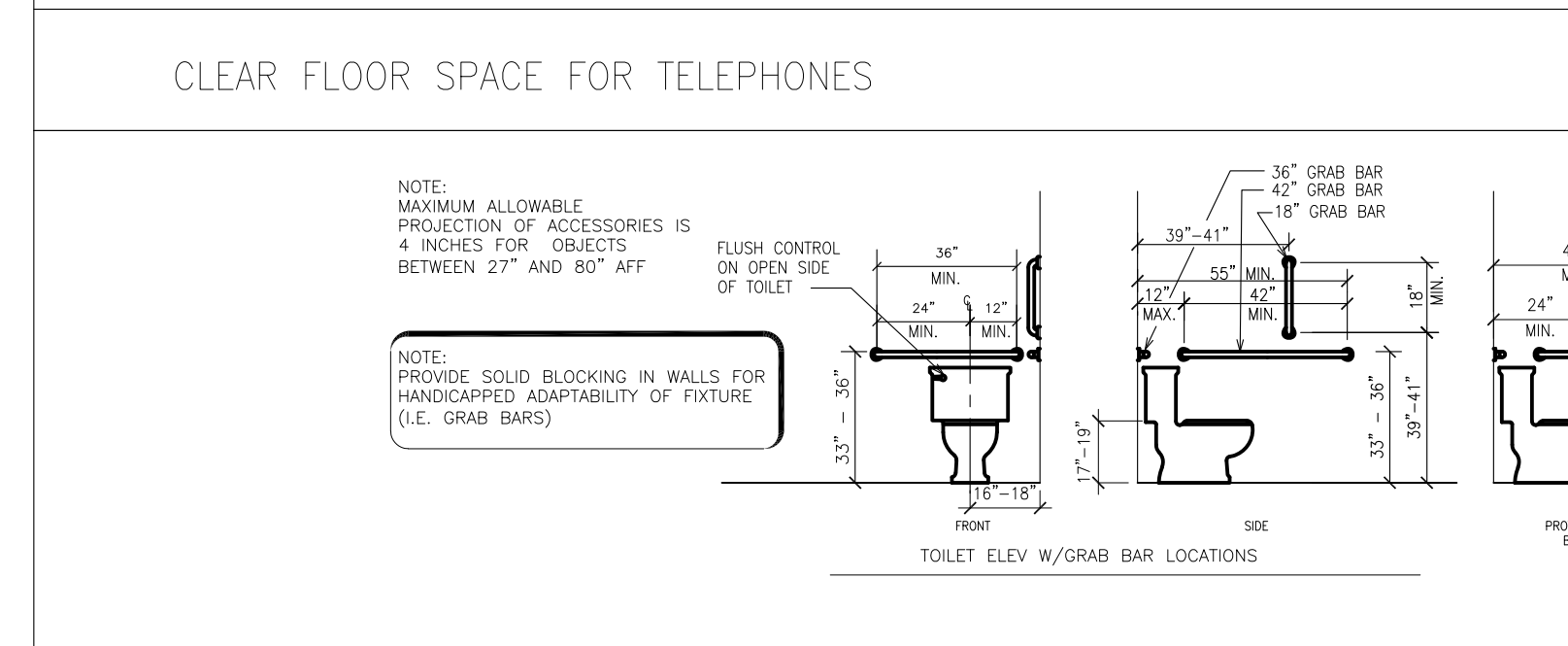
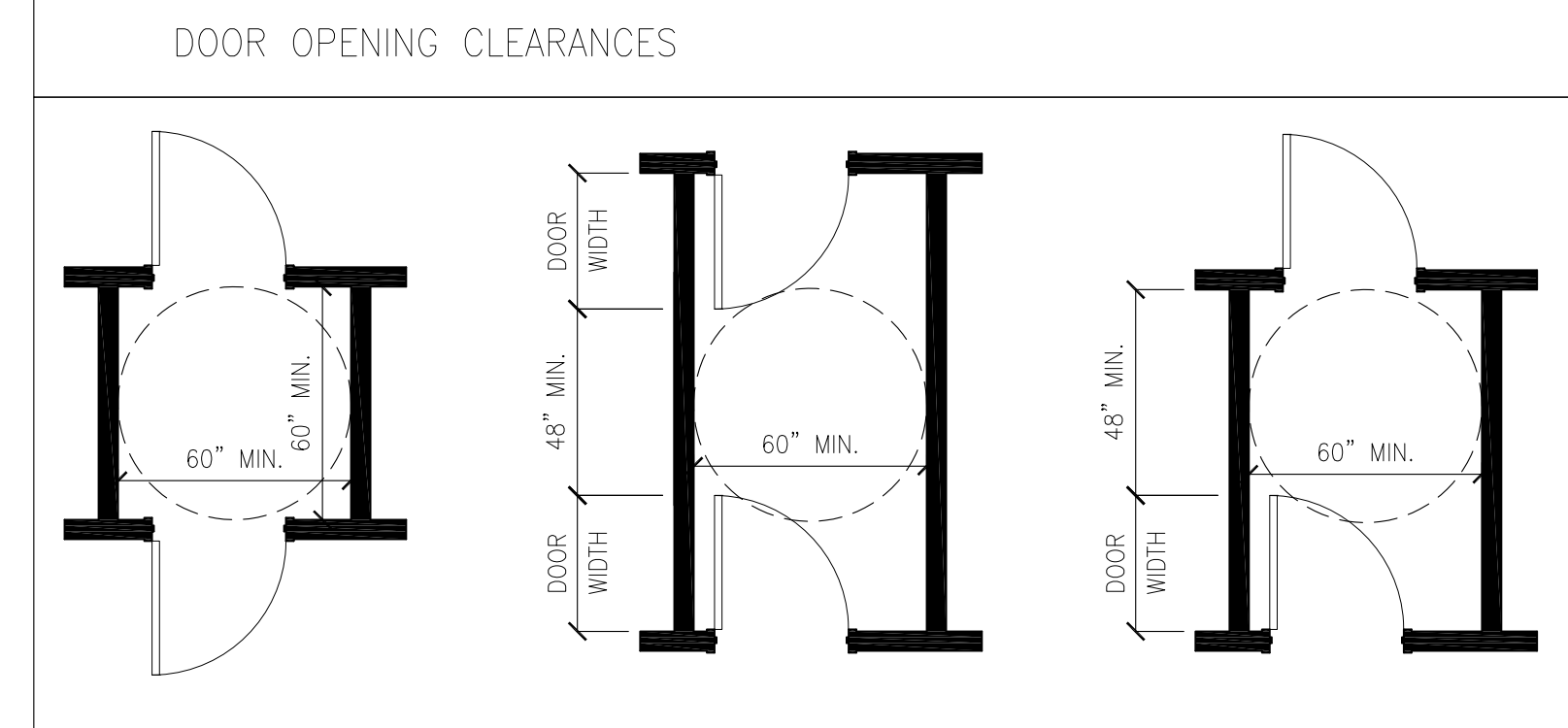
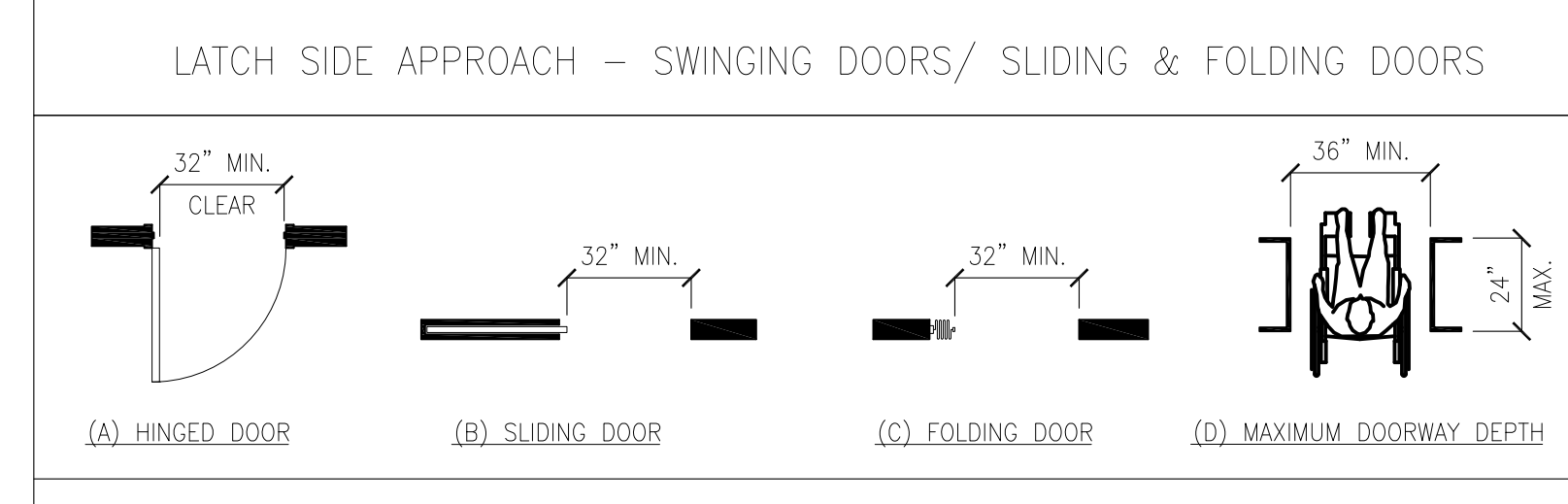
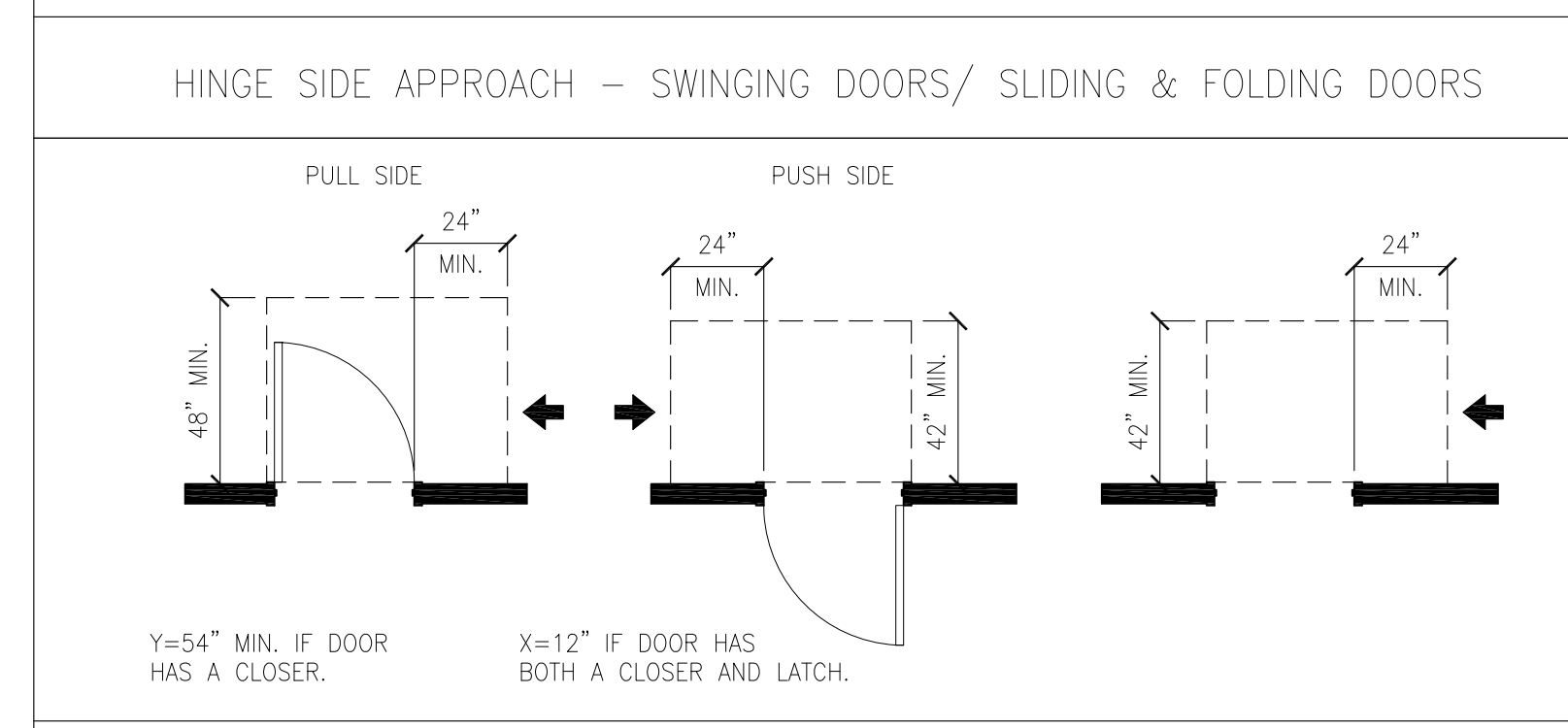
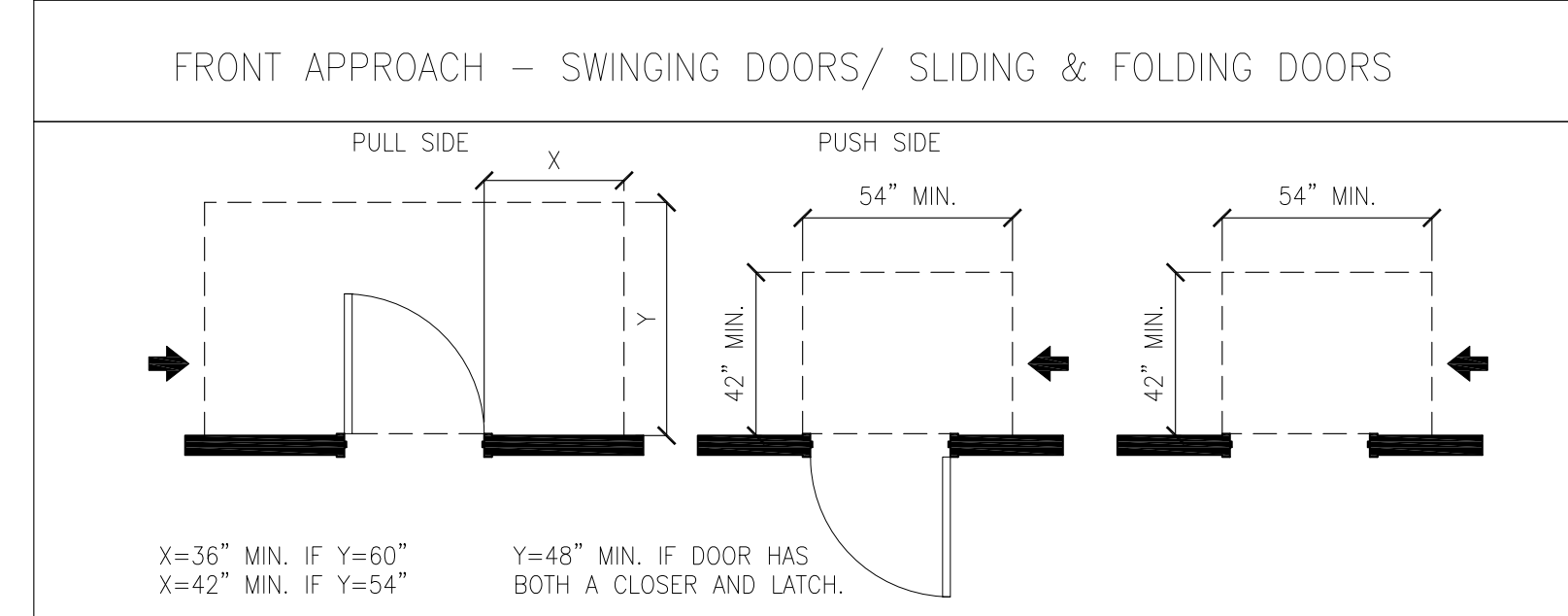
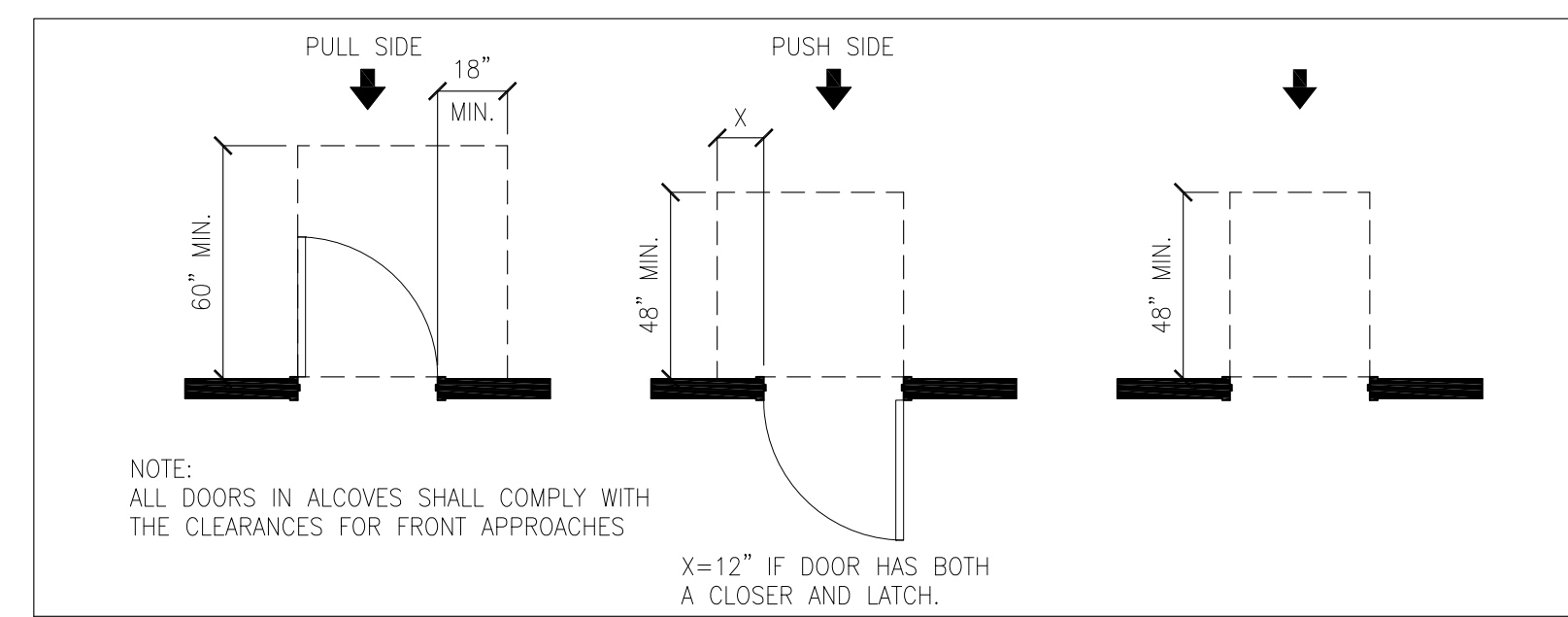
WOODLANDS AT GREYSTONE
SCULTHORPE DR. WEST GOSHEN TOWNSHIP
CHESTER COUNTY, PA

CONSTRUCTION DETAILS

Project number: 18-053	Drawn by: BG
date: 2020-09-04	chk'd by: SC
scale: AS SHOWN	approv. by: KS
sheet no.	


CD-5

Copyright 2020 by STAMPFL ASSOCIATES, LLC, 711 Hyde Park, Doylestown, PA 18902, phone number 215-345-4609. All rights reserved. The plans, elevations, drawings, illustrations and other material contained within this set are the property of STAMPFL ASSOCIATES, LLC, and may not be reproduced either in or wholly, nor are they to be assigned to any third party, without the express or written permission of STAMPFL ASSOCIATES, LLC. Written dimensions on the drawing shall have precedence over scaled dimensions. Contractors shall verify, and be responsible for all dimensions and conditions on the job, and this office must be notified of any variations from the dimensions and conditions shown on these drawings. All shop drawings must be submitted to this office for approval before proceeding with fabrication.



Stampfl Associates
architecture + planning
711 Hyde Park
Doylestown, PA 18902
215.345.4609 p 215.345.4610 f
www.stampflassociates.com

REVISIONS	Description	chk'd by
No.	Date	



WOODLANDS AT GREYSTONE
SCULTHORPE DR. WEST GOSHEN TOWNSHIP
CHESTER COUNTY, PA

Project number: 18-053
date: 2020-09-04
scale: AS SHOWN
sheet no.

Drawn by: BG
Checked by: SC
Approved by: KS

ANSI

Copyright 2020 by STAMPEL ASSOCIATES, LLC, 711 Hyde Park, Doylestown, PA 18902, phone number 215-345-4609. All rights reserved. The plans, elevations, drawings, illustrations and other material contained within this set are the property of STAMPEL ASSOCIATES, LLC, and may not be reproduced either in or verbally, nor are they to be assigned to any third party, without the express written permission of STAMPEL ASSOCIATES, LLC. With dimensions on the drawing shall have precedence over scaled dimensions. Contractors shall verify, and be responsible for all dimensions and conditions on the job, and this office must be notified of any variations from the dimensions and conditions shown on these drawings. All shop drawings must be submitted to this office for approval before proceeding with fabrication.