RENOVATIONS TO ART ROOMS AND FCS ROOMS at READING HIGH SCHOOL

READING SCHOOL DISTRICT

801 NORTH 13TH STREET, READING, BERKS COUNTY, PA

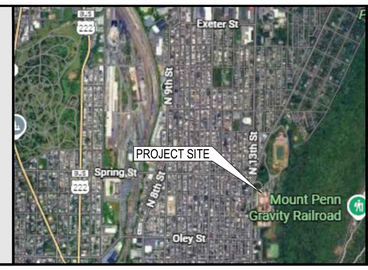

LOCATION MAP



SITE MAP

ABBREVIATIONS

A - AIR
AC - ACOUSTICAL
ALUM - ALUMINUM
APT - ALUMINUM PLATE THRESHOLD
AT - ALUMINUM THRESHOLD
CER - CERAMIC
CG - CORNER GUARD
CJ - CONTROL JOINT
CMU - CONCRETE MASONRY UNIT
CONC - CONCRETE
COORD - COORDINATE
CT - CERAMIC TILE
CW - COLD WATER
D - DEPTH
DEMO - DEMOLITION
DIA - DIAMETER
DN - DOWN
DS - DOWNSPOUT
ECJ - EXISTING CONTROL JOINT
EIFS - EXTERIOR INSULATION AND FINISH SYSTEM
ELEV - ELEVATION
EP - END PANEL
EQ - EQUAL
EW - EACHWAY
EEWC - EXISTING ELECTRIC WATER COOLER
EWC - ELECTRIC WATER COOLER
EXIST - EXISTING
EXP JT - EXPANSION JOINT
FD - FLOOR DRAIN
FEP - FINISHED END PANEL
FTP - FINISHED TOP PANEL
FP - FILLER PANEL
FS - FACTORY STAINED
G - GAS
GALV - GALVANIZED
GYP BD - GYPSUM BOARD
H - HIGH
HC - HVAC CONTRACTOR
HORZ - HORIZONTAL
HLB - HORIZONTAL LOUVER BLINDS
HM - HOLLOW METAL
HW - HOT WATER
IWB - INTERACTIVE WHITE BOARD
L - LONG
M - MODIFIED
MAX - MAXIMUM
MFR - MANUFACTURER
MIN - MINIMUM
MO - MASONRY OPENING
NIC - NOT IN CONTRACT
OC - ON CENTER
OH - OVERHEAD
OPS - OVERHEAD PROJECTION SCREEN
PTD - PAINTED
QT - QUARRY TILE
R - RADIUS
REINF - REINFORCED
RO - ROUGH OPENING
RS - ROLLER SHADE
RWC - RAIN WATER CONDUCTOR
SF - SQUARE FEET
SPT - SOLID POLYMER THRESHOLD
SS - STAINLESS STEEL
TYP - TYPICAL
UNO - UNLESS NOTED OTHERWISE
V - VERTICAL
VCT - VINYL COMPOSITE TILE
VIF - VERIFY IN FIELD
VTR - VENT TO ROOF
W - WIDE
WD - WOOD

DRAWING INDEX

ARCHITECTURAL

A-0 COVER SHEET
A-1 1/16" CODE PLAN
A-2 1/8" DEMOLITION PLANS
A-3 1/4" ART ROOM PLANS AND ELEVATIONS
A-4 1/4" ART ROOM PLANS AND ELEVATIONS
A-5 1/4" FCS ROOM PLANS AND ELEVATIONS
A-6 REFLECTED CEILING PLANS
A-7 SCHEDULES, LEGENDS AND TYPICAL DETAILS

ABATEMENT

ASB-01 1/4" ART ROOM ASBESTOS ABATEMENT

PLUMBING

P-1 1/8" FIRST FLOOR ART ROOM PLANS - PLUMBING DEMOLITION
P-2 1/8" SECOND FLOOR ART ROOM PLANS - PLUMBING DEMOLITION
P-3 1/8" FIRST FLOOR ART ROOM PLANS - PLUMBING
P-4 1/8" SECOND FLOOR ART ROOM PLANS - PLUMBING
P-5 1/8" SECOND FLOOR FCS ROOM PLANS - PLUMBING
P-6 SCHEDULES, DETAILS AND GENERAL NOTES - PLUMBING

HVAC

H-1 1/8" SECOND FLOOR ART ROOM PLANS - HVAC DEMOLITION
H-2 1/8" SECOND FLOOR ART ROOM PLANS - HVAC

ELECTRICAL

E-1 1/8" FLOOR PLAN - DEMOLITION
E-2 1/4" ART AND COMPUTER ROOM PLANS - POWER
E-3 1/4" ART ROOM PLANS - POWER
E-4 1/4" FCS ROOM PLANS - POWER
E-5 1/8" FLOOR PLANS - LIGHTING
E-6 ELECTRICAL LEGEND
E-7 PANEL SCHEDULES

AEM ARCHITECTS INC.
3700 PERKIOMEN AVENUE, READING, PA 19606-2795
Phone: 610.779.3220 Fax: 610.779.9022 www.aem-arch.com

CONSOLIDATED ENGINEERS
1022 James Drive
Leesport, PA 19533
Tel 610-916-1600 Fax 610-916-1610
Internet www.cemec.com

NORTH

REVISIONS

	DATE	DESCRIPTION
1	11/10/26	OWNER REQUESTED REDESIGN

AEM ARCHITECTS INC.
3700 PERKIOMEN AVENUE, READING, PA 19606-2795
Phone: 610.779.3220 Fax: 610.779.9022 www.aem-arch.com

COVER SHEET

RENOVATIONS TO ART ROOMS AND FCS ROOMS at READING HIGH SCHOOL
READING SCHOOL DISTRICT
801 NORTH 13TH STREET, READING, BERKS COUNTY, PA

All DIMENSIONS and EXISTING CONDITIONS shall be CHECKED and VERIFIED by the CONTRACTOR at the SITE.

JOB NO.: 26007.00
DRAWN BY: TCW
DATE: 10.16.26

A-0

LEGEND

- DENOTES 2-HOUR FIRE RATING
- DENOTES AREAS OF RENOVATIONS

NOTES:
1. ROOMS IN 2-HOUR RATED AREA ARE FULLY SPRINKLERED.

APPLICABLE CODES AS OF DATE OF DESIGN CONTRACT

CODE	DATE
INTERNATIONAL BUILDING CODE (EXCEPT CHAPTER 1 & 11)	2021
INTERNATIONAL BUILDING CODE - CHAPTER 11	2021
INTERNATIONAL FIRE CODE	2021
INTERNATIONAL MECHANICAL CODE	2021
INTERNATIONAL PLUMBING CODE	2021
INTERNATIONAL ENERGY CONSERVATION CODE	2021
ICC ELECTRICAL CODE	2021
ICC ANSI A117.1	2009
LOCAL CODE AMENDMENTS	NONE

READING SCHOOL DISTRICT - (READING HIGH SCHOOL)

INTERNATIONAL BUILDING CODE (2021)

(SECTION 305) USE GROUP CLASSIFICATION	E
(SECTION 602) TYPE OF CONSTRUCTION	II-B
SPRINKLER SYSTEM	PARTIAL

GENERAL NOTES - CHAPTER 7

SECTION 703.5 - MARKING AND IDENTIFICATION
WHERE THERE IS AN ACCESSIBLE CONCEALED FLOOR, FLOOR-CEILING OR *ATTIC* SPACES, FIRE WALLS, FIRE BARRIERS, FIRE PARTITIONS, SMOKE BARRIERS AND SMOKE PARTITIONS OR ANOTHER WALL REQUIRED TO HAVE PROTECTED OPENINGS OR PENETRATIONS SHALL BE EFFECTIVELY AND PERMANENTLY IDENTIFIED WITH SIGNS OR STENCILING. SUCH IDENTIFICATION SHALL:
1. BE LOCATED WITHIN 15 FEET OF THE END OF EACH WALL AND AT INTERVALS IN NOT EXCEEDING 30 FEET MEASURED HORIZONTALLY ALONG THE WALL OR PARTITION.
2. INCLUDE LETTERING NOT LESS THAN 3 INCHES IN HEIGHT, INCORPORATING THE SUGGESTED WORDING: "FIRE AND/OR SMOKE BARRIER-PROTECT ALL OPENINGS," OR OTHER WORDING.

GENERAL NOTES - CHAPTER 11

SECTION 1101 - GENERAL
BUILDING IS DESIGNED TO MEET ACCESSIBILITY REQUIREMENTS FOR ACCESS TO ALL WORK AREAS AND COMMON USE AREAS, PER CHAPTER 11 (IBC 2021) & ANSI A117.1-2017.

GENERAL NOTES - CHAPTER 10

SECTION 1005.1 - MINIMUM REQUIRED EGRESS WIDTH
TOTAL MEANS OF EGRESS SHALL NOT BE LESS THAN THE TOTAL OCCUPANT LOAD SERVICED BY THE MEANS OF EGRESS MULTIPLIED BY:
0.3" PER OCCUPANT FOR STAIRWAYS
0.2" PER OCCUPANT FOR OTHER EGRESS COMPONENTS

SECTION 1008.2 - MEANS OF EGRESS ILLUMINATION REQUIRED
THE MEANS OF EGRESS, INCLUDING THE EXIT DISCHARGE, SHALL BE ILLUMINATED AT ALL TIMES THE BUILDING SPACE SERVED BY THE MEANS OF EGRESS IS OCCUPIED AND SUPPLIED WITH EMERGENCY POWER.

SECTION 1009.1 - ACCESSIBLE MEANS OF EGRESS REQUIRED
ACCESSIBLE MEANS OF EGRESS ARE INDICATED ON THE OCCUPANCY AND EGRESS PLANS TO MEET THE INTENT OF THE CODE.

SECTION 1009.9 - SIGNAGE
EACH DOOR PROVIDING ACCESS TO AN AREA OF REFUGE FROM AN ADJACENT FLOOR SHALL BE IDENTIFIED BY A SIGN. EACH DOOR PROVIDING ACCESS TO AN EXTERIOR AREA FOR ASSISTED RESCUE SHALL BE IDENTIFIED BY A SIGN.

SECTION 1010.1.2.1 - DIRECTION OF SWING
DOORS SHALL SWING IN THE DIRECTION OF TRAVEL WHERE SERVING AN OCCUPANT LOAD OF 50 OR MORE PERSONS.

SECTION 1013 - EXIT SIGNS
APPROVED EXIT SIGNS SHALL BE VISIBLE FROM ANY DIRECTION OF EGRESS TRAVEL, INDICATE THE DIRECTION OF EGRESS TRAVEL, AND NO POINT IN AN EXIT ACCESS CORRIDOR OR PASSAGEWAY IS MORE THAN 100'-0" FROM THE NEAREST VISIBLE SIGN. EXIT SIGNS SHALL BE INTERNALLY OR EXTERNALLY ILLUMINATED FOR MINIMUM OF 90 MIN.

SECTION 1013.4 - TACTILE EXIT SIGNS
TACTILE EXIT SIGNS - EXISTING TO REMAIN.

GENERAL NOTES - CHAPTER 17

AS PART OF THE PROJECT, THE OWNER WILL BE HIRING A THIRD PARTY INSPECTION AGENCY TO WORK WITH THE CONTRACTORS IN PROVIDING THE FOLLOWING INFORMATION AS REQUIRED BY THE CODE AND THE PROJECT DOCUMENTS, AS FOLLOWS:

SECTION 1704.2.4 - REPORT REQUIREMENT
THE FOLLOWING COMPONENTS OF THE PROPOSED WORK SCOPE SHALL BE PERIODICALLY INSPECTED BY THE DESIGN PROFESSIONAL, CONTRACTOR OR A THIRD PARTY INSPECTION AGENCY, AS THE PROGRESS OF THE WORK DICTATES. INSPECTION REPORTS SHALL BE FURNISHED TO THE BUILDING CODE OFFICIAL AS THEY ARE PERFORMED AND INDICATE COMPLIANCE OR DISCREPANCIES WITH THE CONSTRUCTION DOCUMENTS.

SECTION 1705.3 - CONCRETE CONSTRUCTION
SPECIAL INSPECTIONS FOR CONCRETE CONSTRUCTION OF THE BUILDING SHALL BE AS REQUIRED BY SECTION 1705.3 & TABLE 1705.3 AS APPLICABLE TO THE PROJECT.

SECTION 1705.4 - MASONRY CONSTRUCTION
SPECIAL INSPECTIONS FOR CONCRETE CONSTRUCTION OF THE BUILDING SHALL BE AS REQUIRED BY SECTION 1705.4 & TABLE 1604.5 AS APPLICABLE TO THE PROJECT.
OCCUPANCY CATEGORY FOR SITE IS OCC. CAT. III.

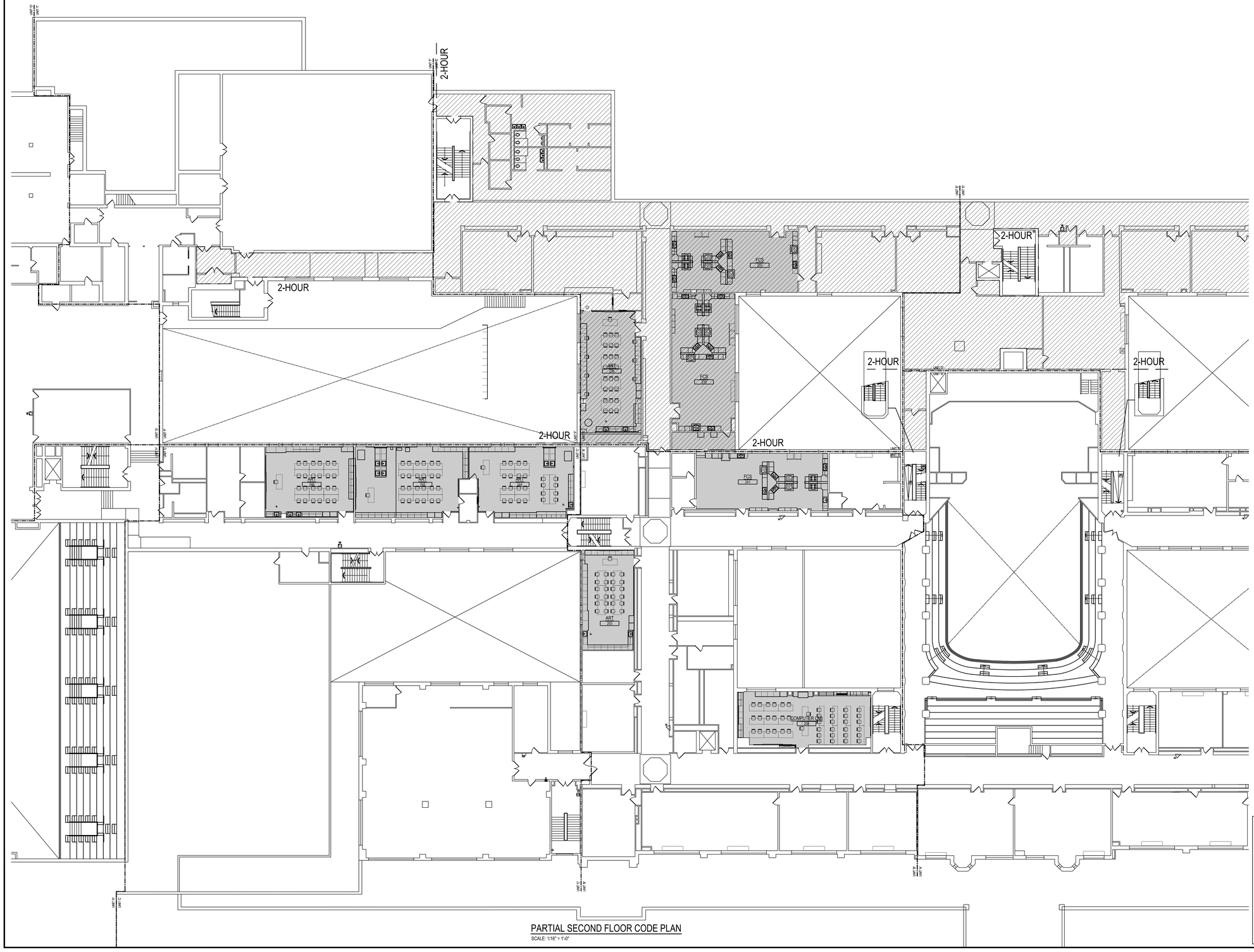

PARTIAL SECOND FLOOR CODE PLAN
SCALE: 1/16" = 1'-0"

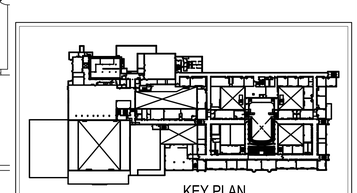

KEY PLAN
SCALE: N.T.S.

NORTH

REVISIONS		
	DATE	DESCRIPTION
1	11/10/26	OWNER REQUESTED REDESIGN

AEM ARCHITECTS INC.
3700 PERKIOMEN AVENUE, READING, PA 19606-2795
Phone: 610.779.3220 Fax: 610.779.8022
www.aem-arch.com

1/16" CODE PLAN

RENOVATIONS TO ART ROOMS AND FCS ROOMS at
READING HIGH SCHOOL
801 NORTH 13TH STREET, READING, BERKS COUNTY, PA

All DIMENSIONS and EXISTING CONDITIONS shall be CHECKED and VERIFIED by the CONTRACTOR at the SITE.

JOB NO.: 26007.00
DRAWN BY: TCW
DATE: 10.16.26

A-1

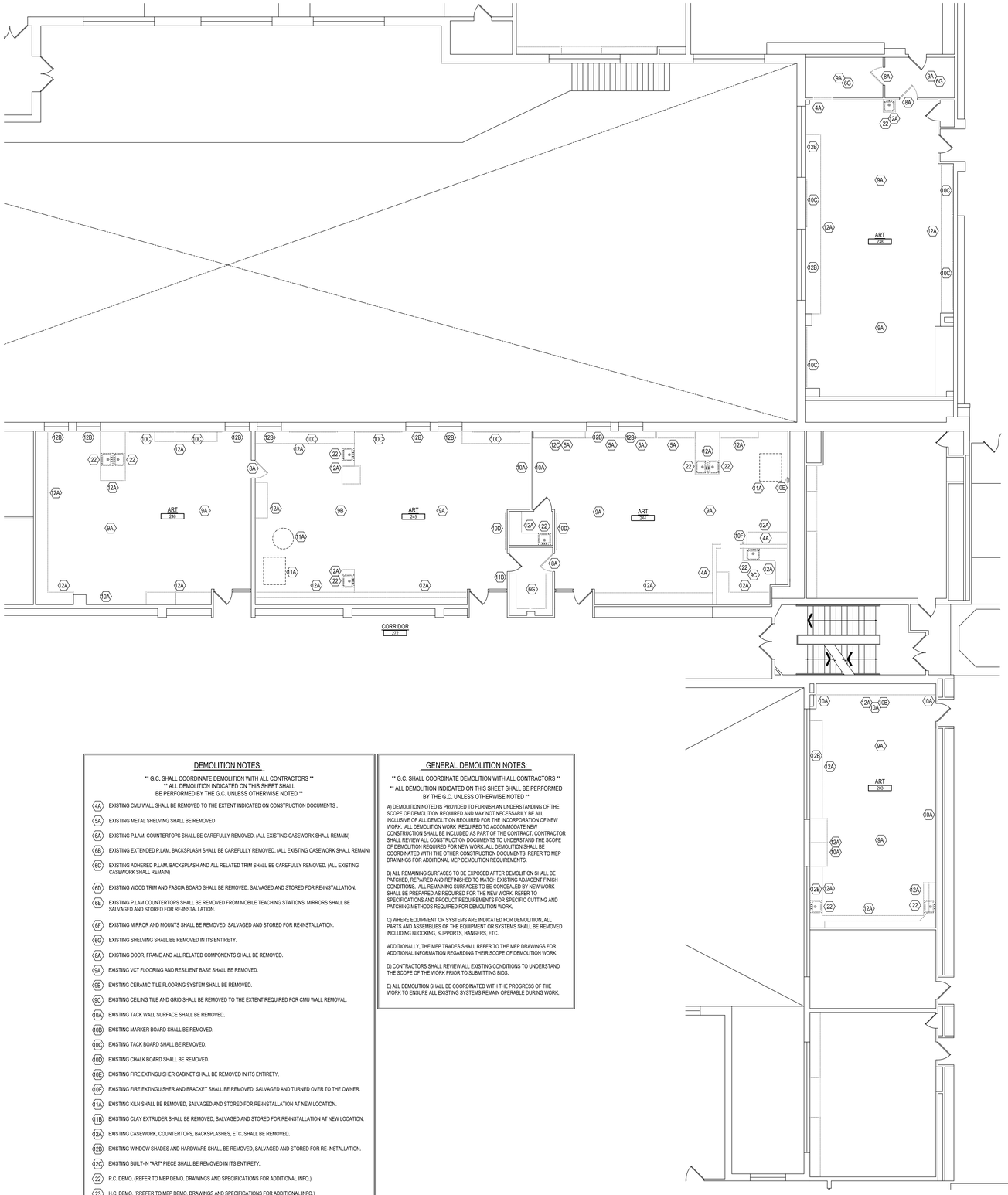

DEMOLITION NOTES:

** G.C. SHALL COORDINATE DEMOLITION WITH ALL CONTRACTORS **
** ALL DEMOLITION INDICATED ON THIS SHEET SHALL BE PERFORMED BY THE G.C. UNLESS OTHERWISE NOTED **

- 4A EXISTING CMU WALL SHALL BE REMOVED TO THE EXTENT INDICATED ON CONSTRUCTION DOCUMENTS .
- 5A EXISTING METAL SHELVING SHALL BE REMOVED
- 6A EXISTING P.LAM. COUNTERTOPS SHALL BE CAREFULLY REMOVED, (ALL EXISTING CASEWORK SHALL REMAIN)
- 6B EXISTING EXTENDED P.LAM. BACKSPLASH SHALL BE CAREFULLY REMOVED, (ALL EXISTING CASEWORK SHALL REMAIN)
- 6C EXISTING ADHERED P.LAM. BACKSPLASH AND ALL RELATED TRIM SHALL BE CAREFULLY REMOVED. (ALL EXISTING CASEWORK SHALL REMAIN)
- 6D EXISTING WOOD TRIM AND FASCIA BOARD SHALL BE REMOVED, SALVAGED AND STORED FOR RE-INSTALLATION.
- 6E EXISTING P.LAM COUNTERTOPS SHALL BE REMOVED FROM MOBILE TEACHING STATIONS. MIRRORS SHALL BE SALVAGED AND STORED FOR RE-INSTALLATION.
- 6F EXISTING MIRROR AND MOUNTS SHALL BE REMOVED, SALVAGED AND STORED FOR RE-INSTALLATION.
- 6G EXISTING SHELVING SHALL BE REMOVED IN ITS ENTIRETY.
- 9A EXISTING DOOR, FRAME AND ALL RELATED COMPONENTS SHALL BE REMOVED.
- 9A EXISTING VCT FLOORING AND RESILIENT BASE SHALL BE REMOVED.
- 9B EXISTING CERAMIC TILE FLOORING SYSTEM SHALL BE REMOVED.
- 9C EXISTING CEILING TILE AND GRID SHALL BE REMOVED TO THE EXTENT REQUIRED FOR CMU WALL REMOVAL.
- 10A EXISTING TACK WALL SURFACE SHALL BE REMOVED.
- 10B EXISTING MARKER BOARD SHALL BE REMOVED.
- 10C EXISTING TACK BOARD SHALL BE REMOVED.
- 10D EXISTING CHALK BOARD SHALL BE REMOVED.
- 10E EXISTING FIRE EXTINGUISHER CABINET SHALL BE REMOVED IN ITS ENTIRETY.
- 10F EXISTING FIRE EXTINGUISHER AND BRACKET SHALL BE REMOVED, SALVAGED AND TURNED OVER TO THE OWNER.
- 11A EXISTING KILN SHALL BE REMOVED, SALVAGED AND STORED FOR RE-INSTALLATION AT NEW LOCATION.
- 11B EXISTING CLAY EXTRUDER SHALL BE REMOVED, SALVAGED AND STORED FOR RE-INSTALLATION AT NEW LOCATION.
- 12A EXISTING CASEWORK, COUNTERTOPS, BACKSPLASHES, ETC. SHALL BE REMOVED.
- 12B EXISTING WINDOW SHADES AND HARDWARE SHALL BE REMOVED, SALVAGED AND STORED FOR RE-INSTALLATION.
- 12C EXISTING BUILT-IN "ART" PIECE SHALL BE REMOVED IN ITS ENTIRETY.
- 22 P.C. DEMO. (REFER TO MEP DEMO. DRAWINGS AND SPECIFICATIONS FOR ADDITIONAL INFO.)
- 23 H.C. DEMO. (RREFER TO MEP DEMO. DRAWINGS AND SPECIFICATIONS FOR ADDITIONAL INFO.)
- 26 E.C. DEMO. (REFER TO MEP DEMO. DRAWINGS AND SPECIFICATIONS FOR ADDITIONAL INFO.)

GENERAL DEMOLITION NOTES:

** G.C. SHALL COORDINATE DEMOLITION WITH ALL CONTRACTORS **
** ALL DEMOLITION INDICATED ON THIS SHEET SHALL BE PERFORMED BY THE G.C. UNLESS OTHERWISE NOTED **

A) DEMOLITION NOTED IS PROVIDED TO FURNISH AN UNDERSTANDING OF THE SCOPE OF DEMOLITION REQUIRED AND MAY NOT NECESSARILY BE ALL INCLUSIVE OF ALL DEMOLITION REQUIRED FOR THE INCORPORATION OF NEW WORK. ALL DEMOLITION WORK REQUIRED TO ACCOMMODATE NEW CONSTRUCTION SHALL BE INCLUDED AS PART OF THE CONTRACT. CONTRACTOR SHALL REVIEW ALL CONSTRUCTION DOCUMENTS TO UNDERSTAND THE SCOPE OF DEMOLITION REQUIRED FOR NEW WORK. ALL DEMOLITION SHALL BE COORDINATED WITH THE OTHER CONSTRUCTION DOCUMENTS. REFER TO MEP DRAWINGS FOR ADDITIONAL MEP DEMOLITION REQUIREMENTS.

B) ALL REMAINING SURFACES TO BE EXPOSED AFTER DEMOLITION SHALL BE PATCHED, REPAIRED AND REFINISHED TO MATCH EXISTING ADJACENT FINISH CONDITIONS. ALL REMAINING SURFACES TO BE CONCEALED BY NEW WORK SHALL BE PREPARED AS REQUIRED FOR THE NEW WORK. REFER TO SPECIFICATIONS AND PRODUCT REQUIREMENTS FOR SPECIFIC CUTTING AND PATCHING METHODS REQUIRED FOR DEMOLITION WORK.

C) WHERE EQUIPMENT OR SYSTEMS ARE INDICATED FOR DEMOLITION, ALL PARTS AND ASSEMBLIES OF THE EQUIPMENT OR SYSTEMS SHALL BE REMOVED INCLUDING BLOCKING, SUPPORTS, HANGERS, ETC.

ADDITIONALLY, THE MEP TRADES SHALL REFER TO THE MEP DRAWINGS FOR ADDITIONAL INFORMATION REGARDING THEIR SCOPE OF DEMOLITION WORK.

D) CONTRACTORS SHALL REVIEW ALL EXISTING CONDITIONS TO UNDERSTAND THE SCOPE OF THE WORK PRIOR TO SUBMITTING BIDS.

E) ALL DEMOLITION SHALL BE COORDINATED WITH THE PROGRESS OF THE WORK TO ENSURE ALL EXISTING SYSTEMS REMAIN OPERABLE DURING WORK.

DEMOLITION PLANS

SCALE: 1/8" = 1'-0"

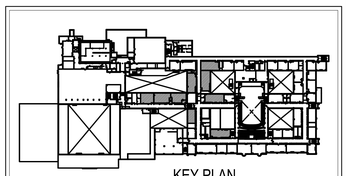

KEY PLAN

SCALE: N.T.S.

NORTH

REVISIONS

	DATE	DESCRIPTION
1	11/10/26	OWNER REQUESTED REDESIGN
-	-	
-	-	

REGISTERED ARCHITECT
COMMONWEALTH OF PENNSYLVANIA
THOMAS C. WOLF

AEM ARCHITECTS INC.
3700 PERKIOMEN AVENUE, READING, PA 19606-2795
Phone: 610.779.3220 Fax: 610.779.9022
www.aem-arch.com

1/8" DEMOLITION PLANS

RENOVATIONS TO ART ROOMS AND FCS ROOMS at
READING HIGH SCHOOL
801 NORTH 13TH STREET, READING, BERKS COUNTY, PA

All DIMENSIONS and EXISTING CONDITIONS shall be CHECKED and VERIFIED by the CONTRACTOR at the SITE.

JOB NO.: 26007.00
DRAWN BY: TCW
DATE: 10.16.26

A-2

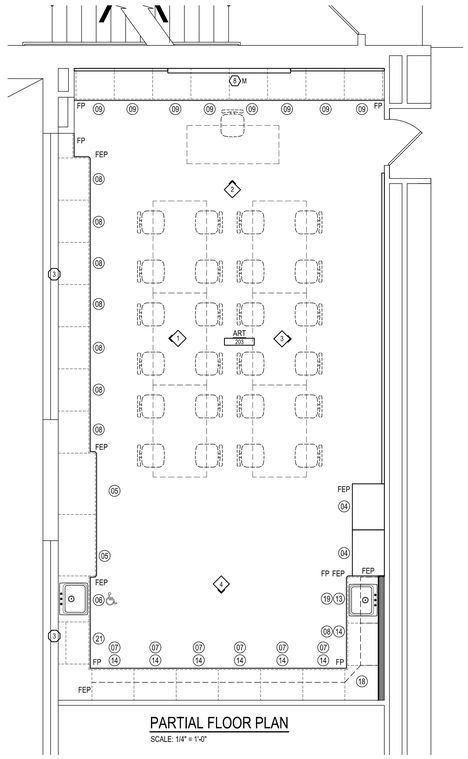

PARTIAL FLOOR PLAN
SCALE: 1/4" = 1'-0"

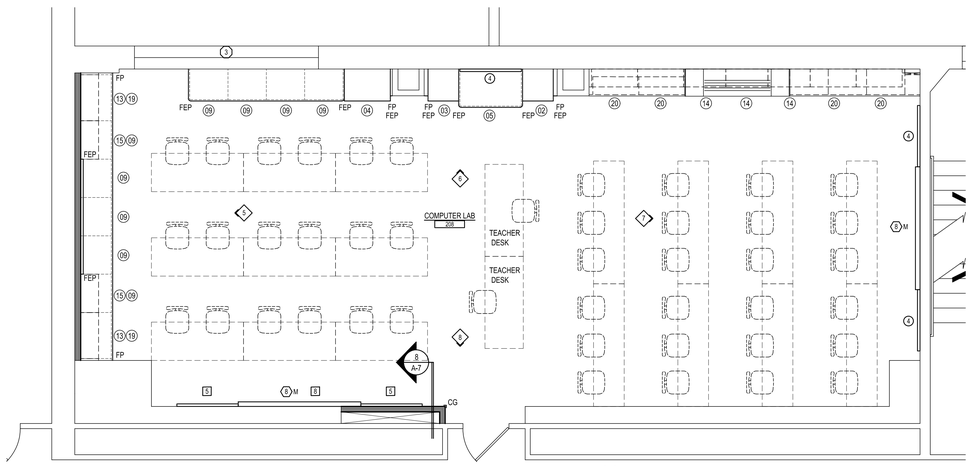

PARTIAL FLOOR PLAN
SCALE: 1/4" = 1'-0"

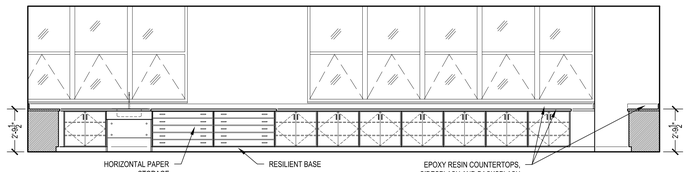

INTERIOR ELEVATION
SCALE: 1/4" = 1'-0" ROOM NO: 203 1

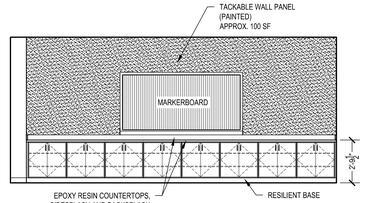

INTERIOR ELEVATION
SCALE: 1/4" = 1'-0" ROOM NO: 203 2

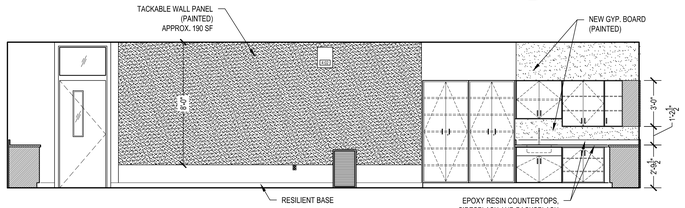

INTERIOR ELEVATION
SCALE: 1/4" = 1'-0" ROOM NO: 203 3

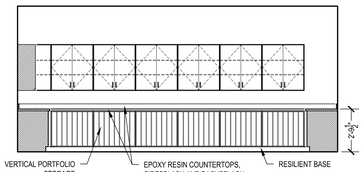

INTERIOR ELEVATION
SCALE: 1/4" = 1'-0" ROOM NO: 203 4

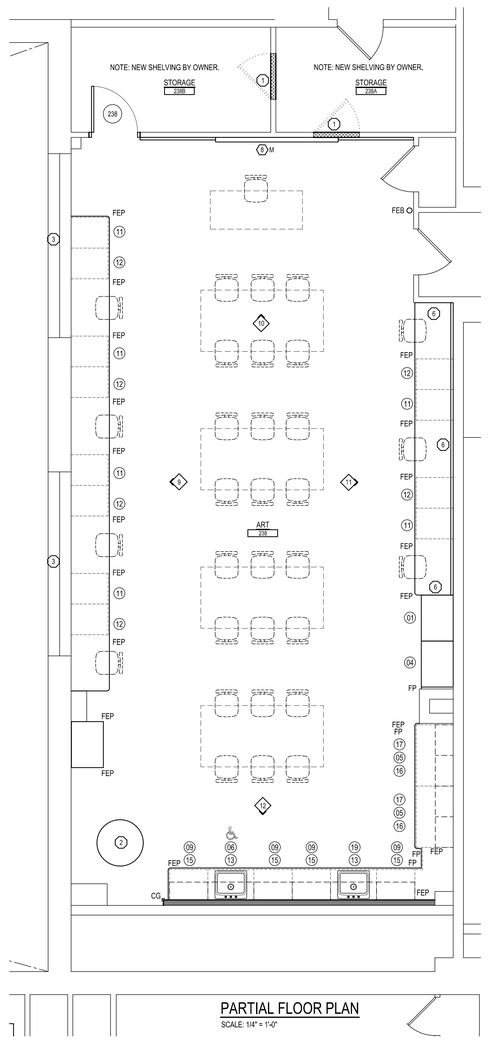

PARTIAL FLOOR PLAN
SCALE: 1/4" = 1'-0"

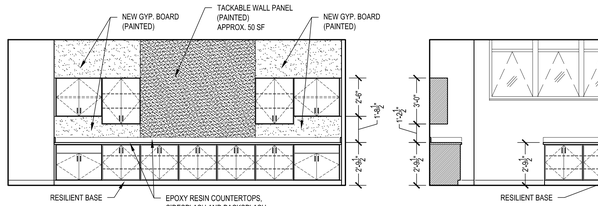

INTERIOR ELEVATION
SCALE: 1/4" = 1'-0" ROOM NO: 208 5

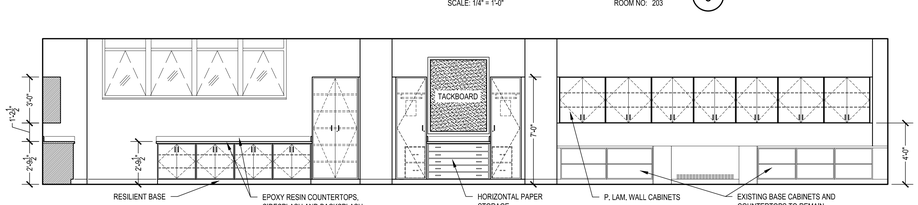

INTERIOR ELEVATION
SCALE: 1/4" = 1'-0" ROOM NO: 208 6

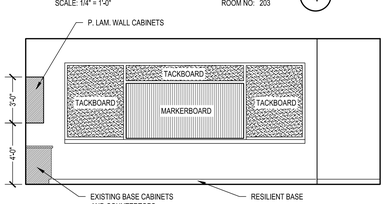

INTERIOR ELEVATION
SCALE: 1/4" = 1'-0" ROOM NO: 208 7

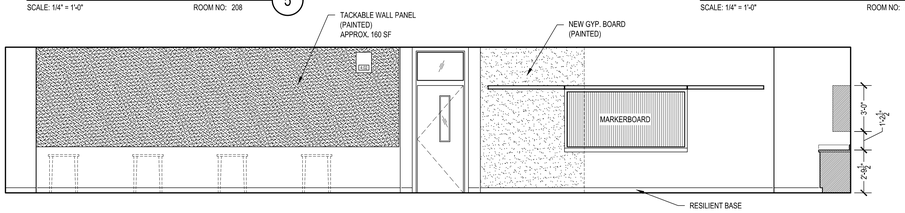

INTERIOR ELEVATION
SCALE: 1/4" = 1'-0" ROOM NO: 208 8

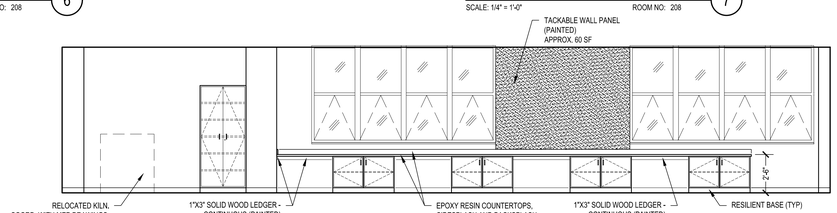

INTERIOR ELEVATION
SCALE: 1/4" = 1'-0" ROOM NO: 238 9

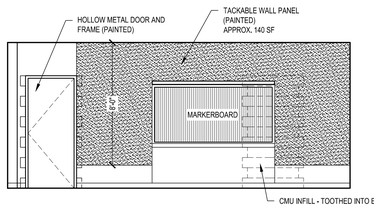

INTERIOR ELEVATION
SCALE: 1/4" = 1'-0" ROOM NO: 238 10

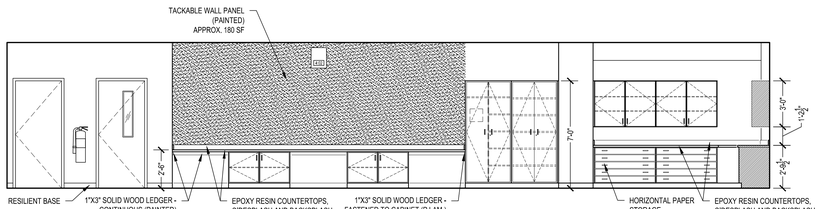

INTERIOR ELEVATION
SCALE: 1/4" = 1'-0" ROOM NO: 238 11

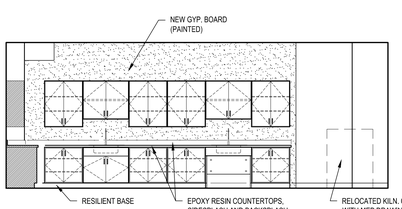

INTERIOR ELEVATION
SCALE: 1/4" = 1'-0" ROOM NO: 238 12

RENOVATION NOTES

1. EXISTING DOOR OPENING SHALL BE INFILLED WITH CMU. TOOTHED INTO EXISTING CMU TO MATCH ADJACENT SURFACES (PAINTED BOTH SIDES).
2. EXISTING KILN TO BE RELOCATED. COORDINATE EXHAUST VENT WITH MEP DRAWINGS.
3. EXISTING, SALVAGED WINDOW SHADES AND HARDWARE SHALL BE CLEANED, LUBRICATED, ADJUSTED AND RE-INSTALLED TO ENSURE PROPER OPERATION.
4. FOR BIDDING PURPOSES, ASSUME 1-1/2" OF SELF-LEVELING HYDRAULIC CEMENT UNDERLAYMENT WHERE CERAMIC TILE IS REMOVED.
5. ALL JOINTS IN CELLULOSIC TACKABLE PANEL TACK WALLS SHALL BE VERTICAL BUTT JOINTS.
6. PROVIDE AND INSTALL 1"X3" SOLID WOOD BLOCKING LEDGER TO SUPPORT COUNTERTOP. CONTINUOUS ON LEFT SIDE AND REAR WALL. (PAINTED) RIGHT SIDE SHALL BE P.LAM. FACED (ELEVATION 11) AND THRU-BOLTED ON SIDE OF ADJACENT TALL CABINET. PLASTIC LAMINATE SHALL MATCH CASEWORK.
7. EXISTING FIRE EXTINGUISHER CABINET OPENING SHALL BE INFILLED WITH CMU, TOOTHED INTO EXISTING CMU TO MATCH ADJACENT SURFACES (PAINTED).
8. GC IS RESPONSIBLE FOR THE REPAIR OF ALL SPRAY APPLIED FIRE-RESISTIVE MATERIALS (SAFRM) DISTURBED OR DAMAGED DURING DEMOLITION OR CONSTRUCTION. GC SHALL COORDINATE ALL ABOVE CEILING WORK WITH OTHER TRADES IN EACH AREA WITH SAFRM SO REPAIRS ARE COMPLETED PRIOR TO CLOSING CEILINGS.
9. NEW KILN . COORDINATE EXHAUST VENT WITH MEP DRAWINGS.

GENERAL RENOVATION NOTES:

1. PRIOR TO APPLYING PAINT, ALL EXISTING WALLS, TRIM, ETC. SHALL BE SPACKLED/PATCHED AND REPAIRED AS REQUIRED IN ACCORDANCE WITH MPI - MAINTENANCE AND REPAINTING MANUAL.

2. ALL ROOMS INDICATED TO RECEIVE PAINT SHALL HAVE ALL WALLS PAINTED IN THEIR ENTIRETY. THIS SHALL INCLUDE TRIM AND ANY OTHER NON-FACTORY FINISHED SURFACES.

3. ALL EXISTING RECESSED EQUIPMENT TO BE REMOVED (I.E. CLOCK/SPEAKERS, ELECTRICAL PANELS, FEC, MEP. DEVICES, LOUVERS, U.V.'S, ETC.) FROM CMU WALLS INDICATED TO REMAIN SHALL BE PATCHED BY G.C. TOOTHING NEW CMU/BRICK INTO EXISTING CMU/BRICK. MATCH EXISTING CMU/BRICK SIZE, COURSING, ETC. (PAINT ALL EXPOSED SURFACES).

4. COORDINATE DEVICES INSTALLED IN TACKABLE WALL PANELS WITH MEP DOCUMENTS.

5. STAINLESS STEEL DROP-IN SINKS BY MC. COORDINATE CUT-OUTS AND INSTALLATION WITH GC.

REFER TO DRAWING A-7 FOR CASEWORK SCHEDULE AND ROOM FINISH SCHEDULE.

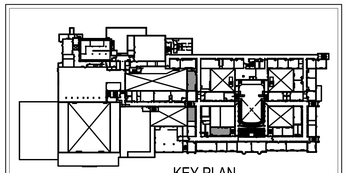

KEY PLAN
SCALE: N.T.S.

NORTH

REVISIONS		
	DATE	DESCRIPTION
1	11/10/26	OWNER REQUESTED REDESIGN
-	-	-
-	-	-

AEM ARCHITECTS, INC.
3700 PERKIOMEN AVENUE, READING, PA 19606-2795
Phone: 610.779.3220 Fax: 610.779.9022
www.aem-arch.com

1/4" ART ROOM PLANS AND ELEVATIONS

RENOVATIONS TO ART ROOMS AND FCS ROOMS at
READING HIGH SCHOOL
801 NORTH 13TH STREET, READING, BERKS COUNTY, PA

ALL DIMENSIONS and EXISTING CONDITIONS shall be CHECKED and VERIFIED by the CONTRACTOR at the SITE.

JOB NO.: 26007.00
DRAWN BY: TCW
DATE: 10.16.26

A-3

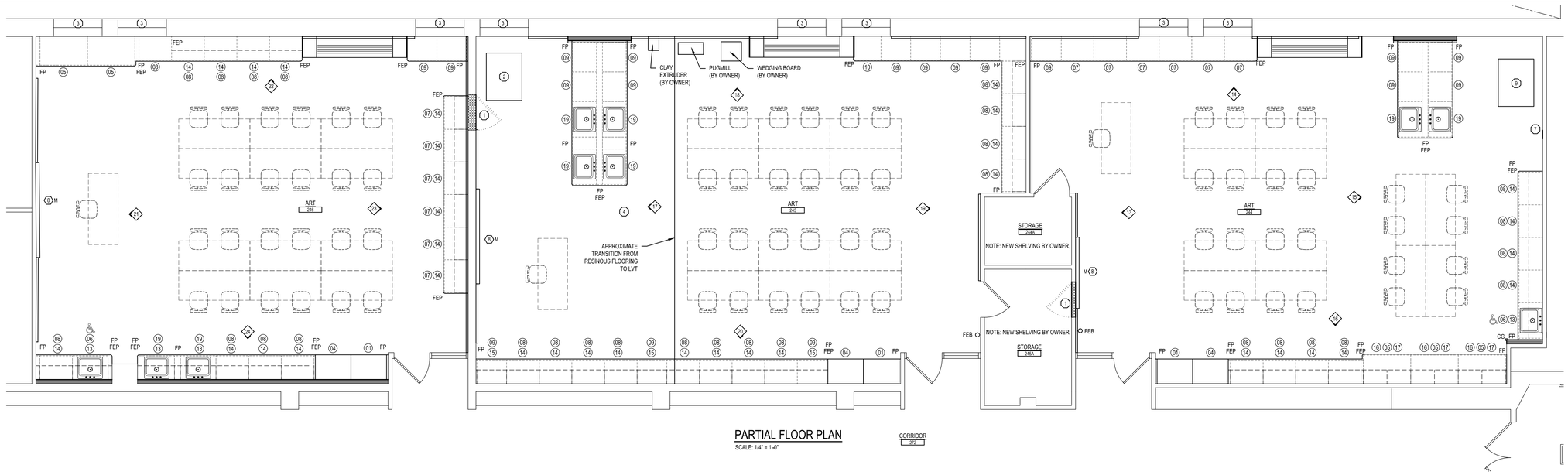

PARTIAL FLOOR PLAN

SCALE: 1/4" = 1'-0"

CORRIDOR 209

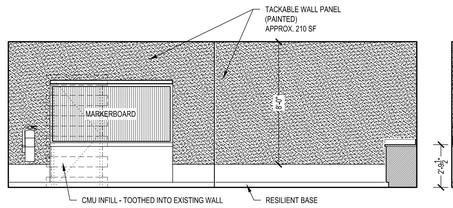

INTERIOR ELEVATION 13

SCALE: 1/4" = 1'-0" ROOM NO: 244

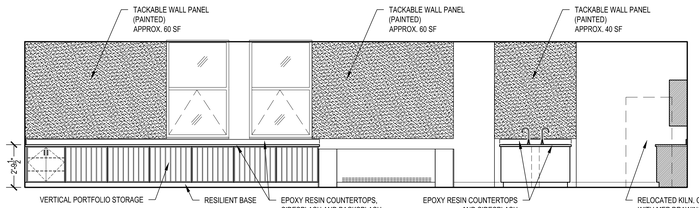

INTERIOR ELEVATION 14

SCALE: 1/4" = 1'-0" ROOM NO: 244

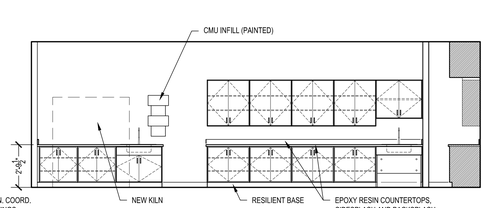

INTERIOR ELEVATION 15

SCALE: 1/4" = 1'-0" ROOM NO: 244

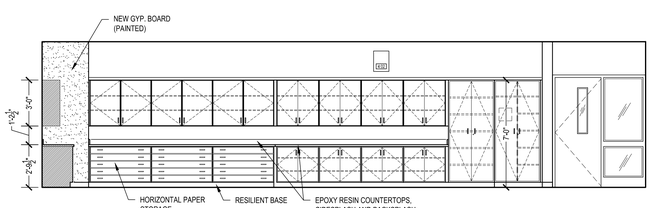

INTERIOR ELEVATION 16

SCALE: 1/4" = 1'-0" ROOM NO: 244

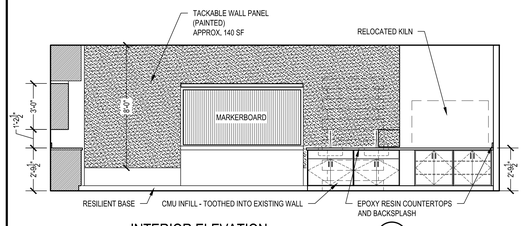

INTERIOR ELEVATION 17

SCALE: 1/4" = 1'-0" ROOM NO: 245

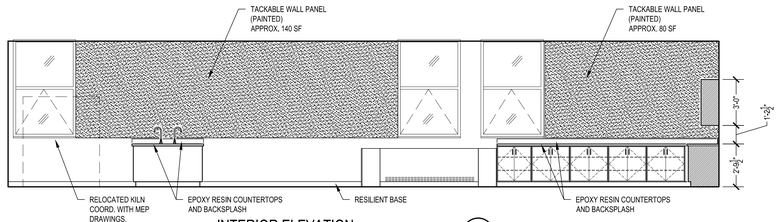

INTERIOR ELEVATION 18

SCALE: 1/4" = 1'-0" ROOM NO: 245

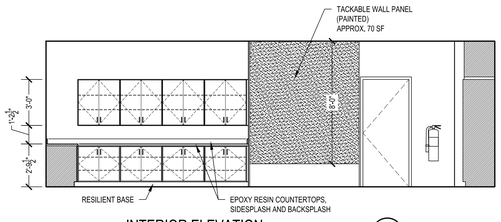

INTERIOR ELEVATION 19

SCALE: 1/4" = 1'-0" ROOM NO: 245

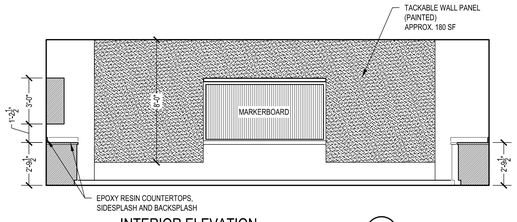

INTERIOR ELEVATION 21

SCALE: 1/4" = 1'-0" ROOM NO: 246

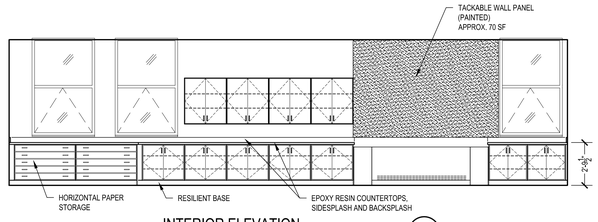

INTERIOR ELEVATION 22

SCALE: 1/4" = 1'-0" ROOM NO: 246

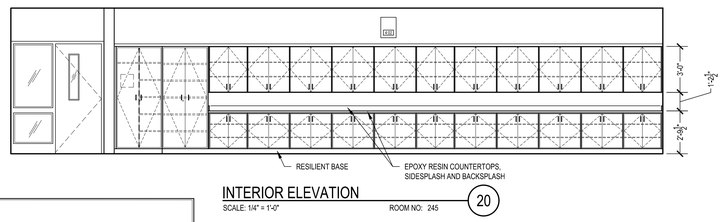

INTERIOR ELEVATION 20

SCALE: 1/4" = 1'-0" ROOM NO: 245

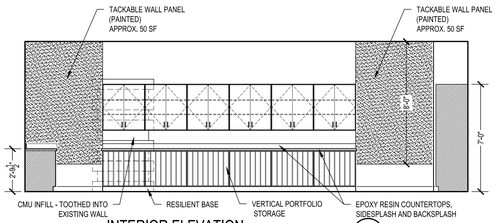

INTERIOR ELEVATION 23

SCALE: 1/4" = 1'-0" ROOM NO: 246

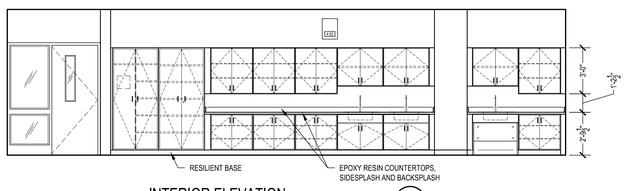

INTERIOR ELEVATION 24

SCALE: 1/4" = 1'-0" ROOM NO: 246

RENOVATION NOTES

1. EXISTING DOOR OPENING SHALL BE INFILLED WITH CMU, TOOTHED INTO EXISTING CMU TO MATCH ADJACENT SURFACES (PAINTED BOTH SIDES).
2. EXISTING KILN TO BE RELOCATED. COORDINATE EXHAUST VENT WITH MEP DRAWINGS.
3. EXISTING, SALVAGED WINDOW SHADES AND HARDWARE SHALL BE CLEANED, LUBRICATED, ADJUSTED AND RE-INSTALLED TO ENSURE PROPER OPERATION.
4. FOR BIDDING PURPOSES, ASSUME 1-1/2" OF SELF-LEVELING HYDRAULIC CEMENT UNDERLAYMENT WHERE CERAMIC TILE IS REMOVED.
5. ALL JOINTS IN CELLULOSIC TACKABLE PANEL TACK WALLS SHALL BE VERTICAL BUTT JOINTS.
6. PROVIDE AND INSTALL 1"X3" SOLID WOOD BLOCKING LEDGER TO SUPPORT COUNTERTOP, CONTINUOUS ON LEFT SIDE AND REAR WALL, (PAINTED) RIGHT SIDE SHALL BE PLAM, FACED (ELEVATION 11) AND THRU-BOLTED ON SIDE OF ADJACENT TALL CABINET. PLASTIC LAMINATE SHALL MATCH CASEWORK.
7. EXISTING FIRE EXTINGUISHER CABINET OPENING SHALL BE INFILLED WITH CMU, TOOTHED INTO EXISTING CMU TO MATCH ADJACENT SURFACES (PAINTED).
8. GC IS RESPONSIBLE FOR THE REPAIR OF ALL SPRAY APPLIED FIRE-RESISTIVE MATERIALS (SAFRM) DISTURBED OR DAMAGED DURING DEMOLITION OR CONSTRUCTION. GC SHALL COORDINATE ALL ABOVE CEILING WORK WITH OTHER TRADES IN EACH AREA WITH SAFRM SO REPAIRS ARE COMPLETED PRIOR TO CLOSING CEILINGS.
9. NEW KILN . COORDINATE EXHAUST VENT WITH MEP DRAWINGS.

GENERAL RENOVATION NOTES:

1. PRIOR TO APPLYING PAINT, ALL EXISTING WALLS, TRIM, ETC. SHALL BE SPACKLED/PATCHED AND REPAIRED AS REQUIRED IN ACCORDANCE WITH MPI - MAINTENANCE AND REPAINTING MANUAL.
2. ALL ROOMS INDICATED TO RECEIVE PAINT SHALL HAVE ALL WALLS PAINTED IN THEIR ENTIRETY. THIS SHALL INCLUDE TRIM AND ANY OTHER NON-FACTORY FINISHED SURFACES.
3. ALL EXISTING RECESSED EQUIPMENT TO BE REMOVED (I.E. CLOCKS/SPEAKERS, ELECTRICAL PANELS, FEC, MEP, DEVICES, LOUVERS, U.V.'S, ETC.) FROM CMU WALLS INDICATED TO REMAIN SHALL BE PATCHED BY G.C. TOOTHING NEW CMU/BRICK INTO EXISTING CMU/BRICK. MATCH EXISTING CMU/BRICK SIZE, COURSING, ETC. (PAINT ALL EXPOSED SURFACES).
4. COORDINATE DEVICES INSTALLED IN TACKABLE WALL PANELS WITH MEP DOCUMENTS.
5. STAINLESS STEEL DROP-IN SINKS BY MC. COORDINATE CUT-OUTS AND INSTALLATION WITH GC.

REFER TO DRAWING A-7 FOR CASEWORK SCHEDULE AND ROOM FINISH SCHEDULE.

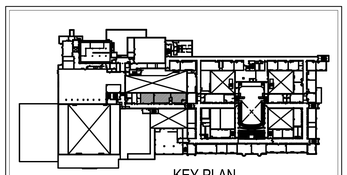

KEY PLAN

SCALE: N.T.S.

NORTH

REVISIONS

	DESCRIPTION	DATE
1	OWNER REQUESTED REDESIGN	11/10/26
-	-	-
-	-	-
-	-	-
-	-	-

AEM ARCHITECTS INC.
3700 PERKIOMEN AVENUE, READING, PA 19606-2795
Phone: 610.779.3220 Fax: 610.779.9022
www.aem-archi.com

1/4" ART ROOM PLANS AND ELEVATIONS

RENOVATIONS TO ART ROOMS AND FCS ROOMS at READING HIGH SCHOOL
801 NORTH 10TH STREET, READING, BERKS COUNTY, PA

ALL DIMENSIONS and EXISTING CONDITIONS shall be CHECKED and VERIFIED by the CONTRACTOR at the SITE.

JOB NO.: 26007.00
DRAWN BY: TCW
DATE: 10.16.26

A-4

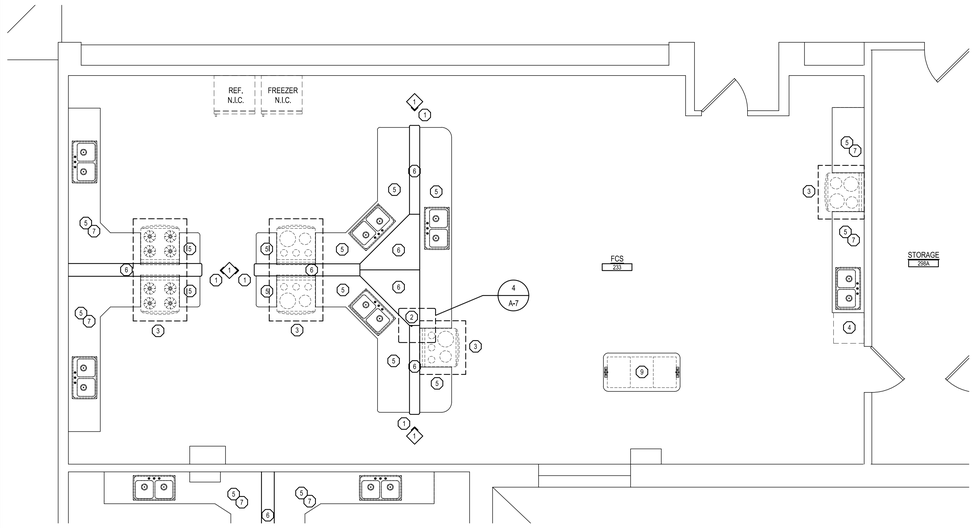

PARTIAL FLOOR PLAN

SCALE: 1/4" = 1'-0"

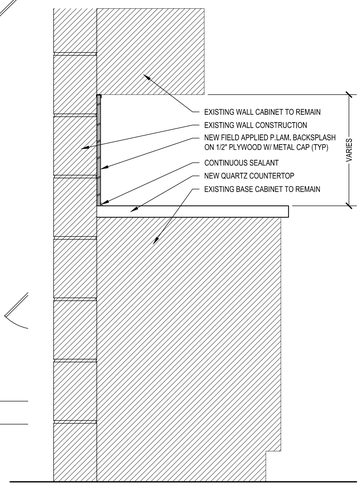

1 A-5 COUNTERTOP/BACKSPLASH DETAIL

SCALE: 1-1/2" = 1'-0"

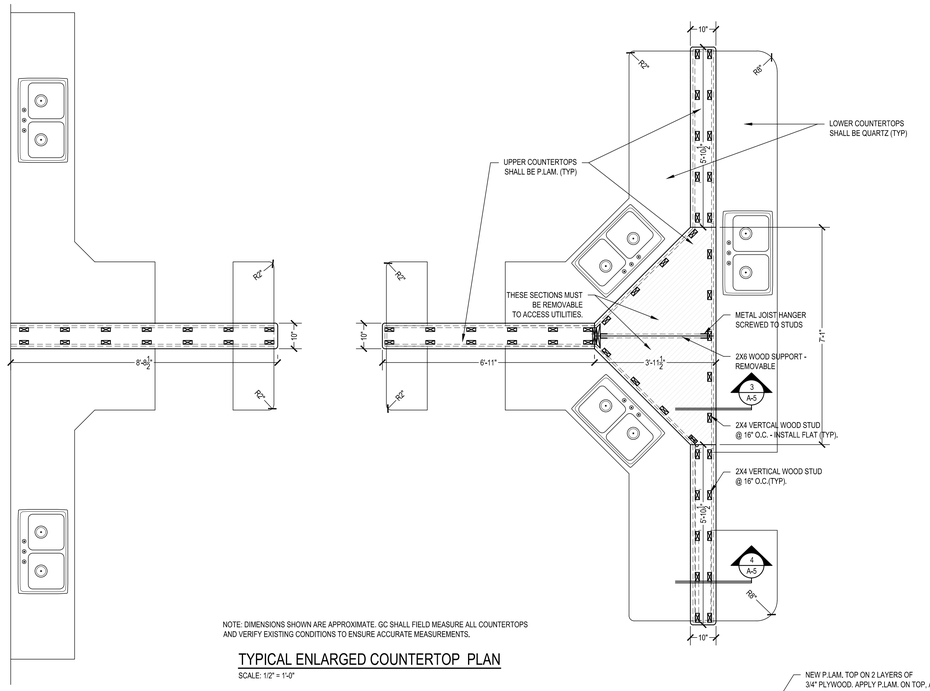

NOTE: DIMENSIONS SHOWN ARE APPROXIMATE. GC SHALL FIELD MEASURE ALL COUNTERTOPS AND VERIFY EXISTING CONDITIONS TO ENSURE ACCURATE MEASUREMENTS.

TYPICAL ENLARGED COUNTERTOP PLAN

SCALE: 1/2" = 1'-0"

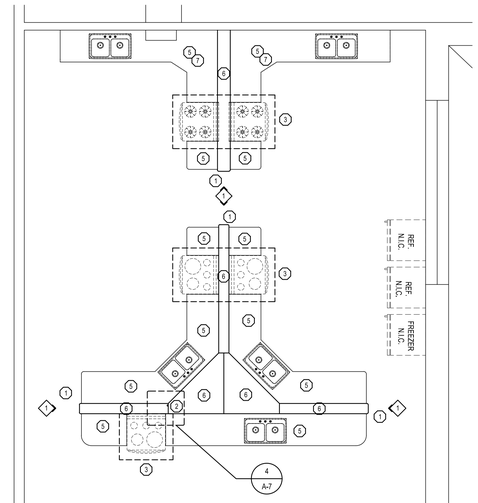



1 COUNTERTOP/BACKSPLASH ELEVATION

SCALE: 3/4" = 1'-0"

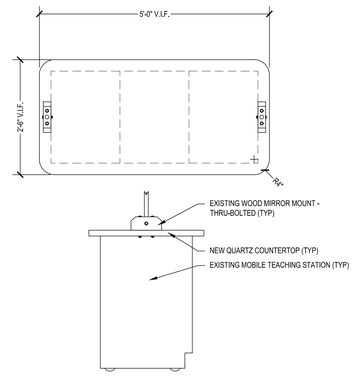

2 A-5 MOBILE TEACHING STATION DETAILS

SCALE: 3/4" = 1'-0"

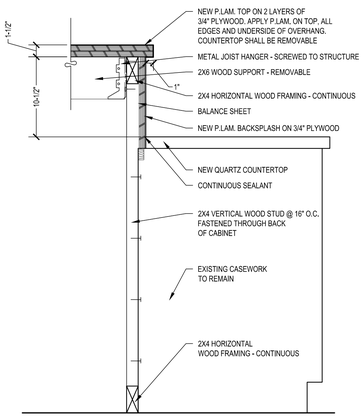

3 A-5 COUNTERTOP/BACKSPLASH DETAIL

SCALE: 1-1/2" = 1'-0"

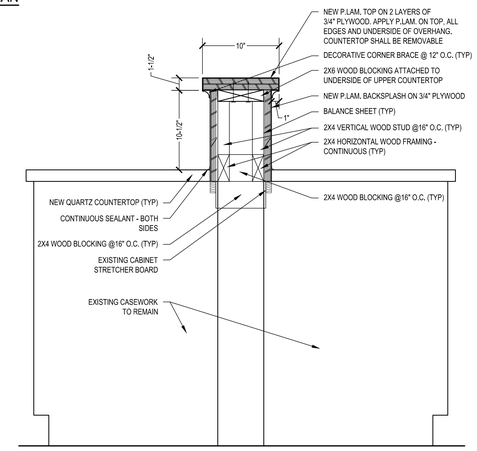

4 A-5 COUNTERTOP/BACKSPLASH DETAIL

SCALE: 1-1/2" = 1'-0"

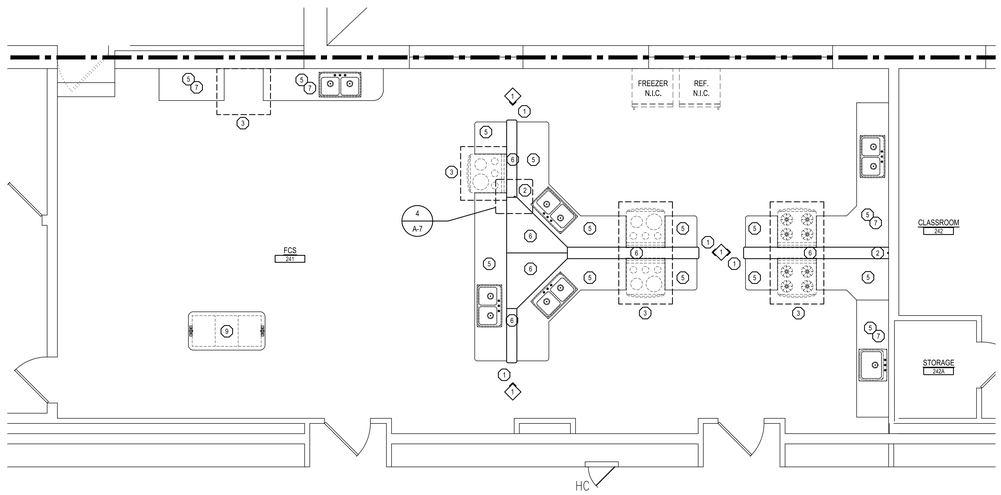

PARTIAL FLOOR PLAN

SCALE: 1/4" = 1'-0"

RENOVATION NOTES

1. EXISTING WOOD TRIM AND FASCIA BOARD SHALL BE CAREFULLY REMOVED, SALVAGED AND RE-INSTALLED. REFER TO ELEVATION 1.
2. PROVIDE NOTCH IN P.LAM. TOP FOR VERTICAL ELECTRIC CONDUIT. REFER TO DETAIL 4/A-7
3. EXISTING EXHAUST HOOD TO REMAIN
4. PORTABLE DISHWASHER TO REMAIN
5. NEW QUARTZ COUNTERTOP
6. NEW PLASTIC LAMINATE COUNTERTOP AND BACKSPLASH
7. NEW PLASTIC LAMINATE BACKSPLASH
8. NEW QUARTZ COUNTERTOP AND BACKSPLASH
9. NEW QUARTZ COUNTERTOP ON EXISTING MOBILE TEACHING STATION. REFER TO DETAIL 2/A-5

GENERAL RENOVATION NOTES:

1. ALL RECESSED RECEPTACLES AND SWITCHES MOUNTED IN THE BACKSPLASHES SHALL BE REPLACED. ALL DEVICES SHALL BE INSTALLED FLUSH WITH NEW BACKSPLASH SURFACE. REFER TO ELECTRICAL DRAWINGS.

2. ALL REPAIRS TO EXISTING CASEWORK WILL BE PERFORMED BY RSD, WITH THE EXCEPTION OF DAMAGE CAUSED BY CONTRACTORS.

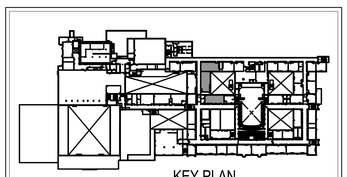

KEY PLAN

SCALE: N.T.S.

NORTH

REVISIONS

	DESCRIPTION	DATE
1	OWNER REQUESTED REDESIGN	11/10/26
1		
1		

AEM ARCHITECTS INC.
3700 PERKIOMEN AVENUE, READING, PA 19606-2795
Phone: 610.779.3220 Fax: 610.779.9022
www.aem-arch.com

1/4" SECOND FLOOR FCS ROOM PLANS AND ELEVATIONS

RENOVATIONS TO ART ROOMS AND FCS ROOMS at
READING HIGH SCHOOL
801 NORTH 13TH STREET, READING, BERKS COUNTY, PA

All DIMENSIONS and EXISTING CONDITIONS shall be CHECKED and VERIFIED by the CONTRACTOR at the SITE.

JOB NO.: 26007.00
DRAWN BY: TCW
DATE: 10.16.26

A-5

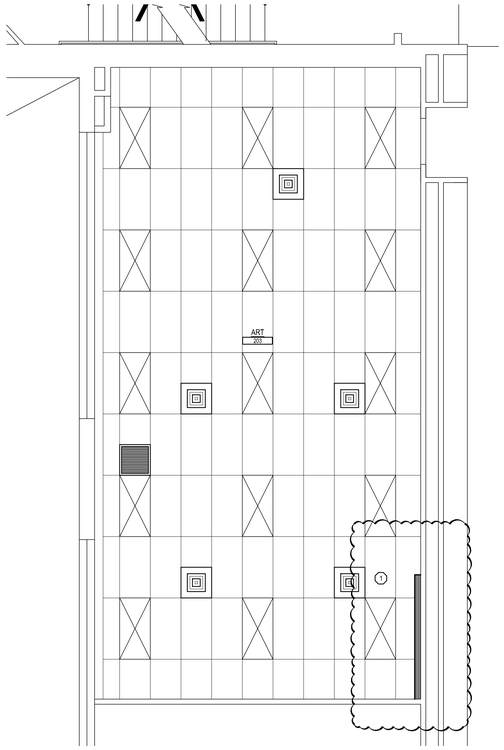

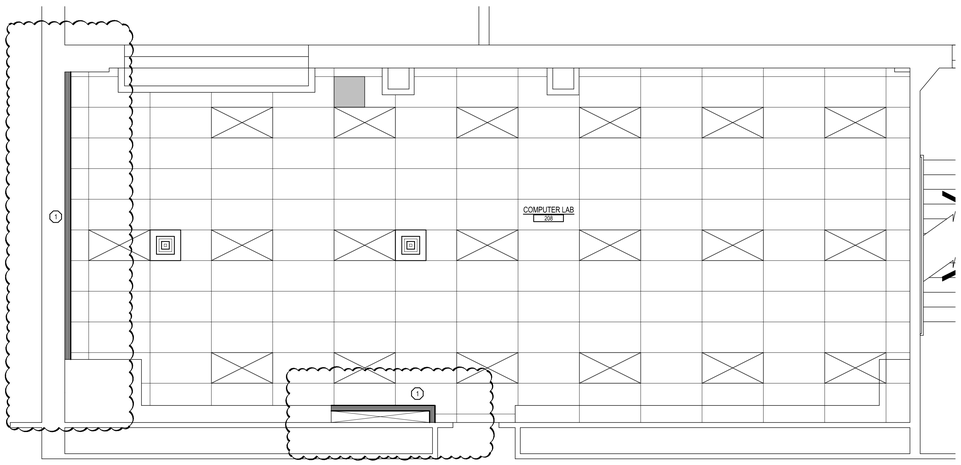

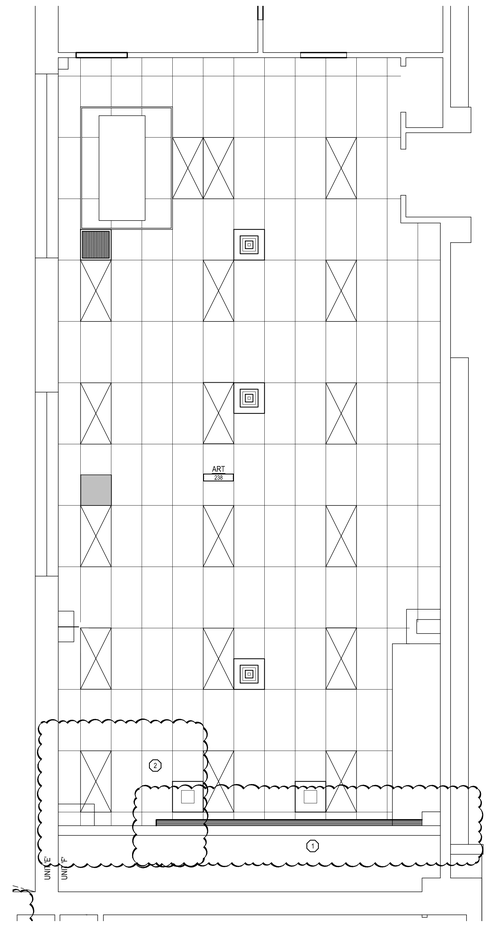

CEILING RENOVATION NOTES

1. AREA OF CEILING REQUIRING MODIFICATION DUE TO ADDITION OF CHASE WALL.
2. AREA OF CEILING REQUIRING MODIFICATION DUE TO RELOCATION OF EXISTING KILN, GC COORDINATE WITH MECHANICAL DRAWINGS.
3. OMITTED
4. AREA OF NEW GRID, AC TILE, LIGHTS DUE TO REMOVAL OF EXISTING WALLS.

GENERAL RENOVATION NOTES:

1. GC COORDINATE NEW LIGHT LOCATIONS WITH ELECTRICAL DRAWINGS.

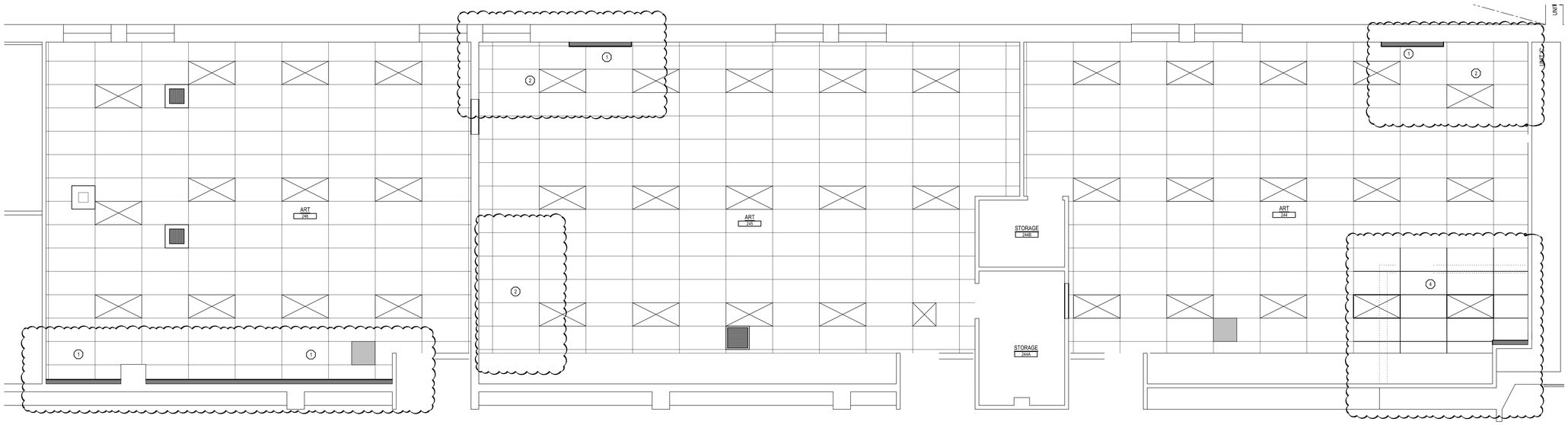

REFLECTED CEILING PLANS

SCALE: 1/4" = 1'-0"

NOTE: THERE IS NO SCHEDULED CEILING WORK IN FCS ROOMS 233, 239 AND 241.

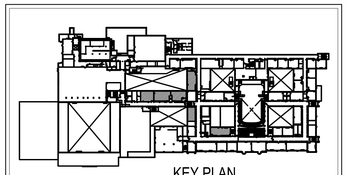

KEY PLAN

SCALE: N.T.S.

NORTH

REVISIONS		
	DATE	DESCRIPTION
1	11/10/26	OWNER REQUESTED REDESIGN
-	-	
-	-	

AEM ARCHITECTS, INC.
3700 PERKIOMEN AVENUE, READING, PA 19606-2795
Phone: 610.779.3220 Fax: 610.779.9022
www.aem-arch.com

REFLECTED CEILING PLANS

RENOVATIONS TO ART ROOMS AND FCS ROOMS at
READING HIGH SCHOOL
801 NORTH 13TH STREET, READING, BERKS COUNTY, PA

All DIMENSIONS and EXISTING CONDITIONS shall be CHECKED and VERIFIED by the CONTRACTOR at the SITE.

JOB NO.: 26007.00
DRAWN BY: TCW
DATE: 10.16.26

A-6

FIRE EXTINGUISHER LEGEND

FEB	FIRE EXTINGUISHER W/ WALL MOUNT BRACKET 10 LB. MIN 2-A RATING (NEW)

GC COORDINATE EXACT LOCATION WITH OWNER AND ARCHITECT

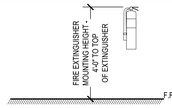

VISUAL DISPLAY BOARD LEGEND

MARKERBOARD SYMBOLS:

10 M 16'-0"W X 4'-0"H

TACKBOARD SYMBOL:

5 X6 5'-0"W X 5'-0" (SEE NOTE 1)

E DENOTES EXISTING TACKBOARD TO REMAIN

TACKSTRIP SYMBOL:

5 5'-0" W (SEE NOTE 7)

TYPICAL VISUAL DISPLAY BOARD NOTES:

1. ALL TACKBOARDS SHALL BE 5'-0" HIGH UNLESS OTHERWISE NOTED. (X6 = 6'-0" HIGH)
2. THE NUMBER IN THE SYMBOL DENOTES THE WIDTH OF THE UNIT,
3. ALL MARKERBOARDS SHALL BE 4'-0" HIGH, WITH A 12" HIGH TACKBOARD ABOVE, THE OVERALL HEIGHT OF THE COMBINATION BOARD IS 5'-0" UNLESS OTHERWISE NOTED.
4. IF A TACKBOARD IS ADJACENT TO A MARKERBOARD A CHALK TRAY SHALL BE PROVIDED.
5. IF A TACKBOARD IS POSITIONED ABOVE CASEWORK, ITS HEIGHT SHALL BE 4'-0" UNLESS OTHERWISE NOTED.
6. REFER TO 1/4" ENLARGED PLANS FOR APPROXIMATE SIZE OF EXISTING CHALKBOARD SURFACES TO RECEIVE NEW PORCELAIN ENAMEL PANELS.
7. REFER TO 1/4" PLANS FOR MOUNTING HEIGHTS FOR TACKSTRIPS,
8. ALL TACKBOARD JOINTS TO BE WRAPPED & BUTT JOINTED
9. CHALKBOARD/MARKERBOARD MOUNTING HEIGHTS A.F.F.: (VERIFY ALL HEIGHTS WITH OWNER PRIOR TO INSTALLATION)
   GRADES K THRU 3 = 24"
   GRADES 4 THRU 5 = 30"
   GRADES 6 THRU 12 = 32"

TYPICAL ELEVATIONS

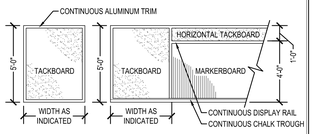

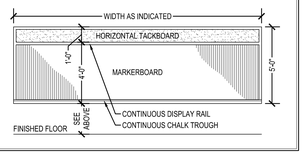

PLASTIC LAMINATE CASEWORK SCHEDULE

TAG	MFR. NO.	DESCRIPTION	SIZE W	H	D	MFR.	NOTES
(01)	25667	TEACHERS WARDROBE	36	84	24	SAF	2 DOORS, CENTER DIVIDER, ADJ. SHELVES, 2 FILE DRAWERS
(02)	25672	TEACHERS WARDROBE	24	84	24	SAF	1 DOOR HINGED RIGHT, ADJ. SHELF, 2 FILE DRAWERS
(03)	25673	TEACHERS WARDROBE	24	84	24	SAF	1 DOOR HINGED LEFT, ADJ. SHELF, 2 FILE DRAWERS
(04)	25129	TALL STORAGE	36	84	24	SAF	2 DOORS, 4 ADJ. SHELVES, 1 FIXED SHELF
(05)	10403	BASE CABINET - PAPER STORAGE	48	32	29	SAF	5 EQUAL, FULL EXTENSION DRAWERS
(06)	10576-M	ADA SINK BASE	36	32	24	SAF	REMOVEABLE ACCESS PANEL, MODIFY BOTTOM PER DETAIL 3/A-7
(07)	10515-M	BASE CABINET - VERTICAL STORAGE	33	32	24	SAF	8 COMPARTMENTS, 3/4" DIVIDERS, MODIFY HEIGHT
(08)	10129	BASE CABINET	33	32	24	SAF	FULL HEIGHT DOORS, 2 ADJUSTABLE SHELVES
(09)	10129	BASE CABINET	30	32	24	SAF	FULL HEIGHT DOORS, 2 ADJUSTABLE SHELVES
(10)	10129	BASE CABINET	27	32	24	SAF	FULL HEIGHT DOORS, 2 ADJUSTABLE SHELVES
(11)	10120	BASE CABINET	24	28	28	SAF	FULL HEIGHT DOOR, HINGED RIGHT, 2 ADJ. SHELVES
(12)	10121	BASE CABINET	24	28	28	SAF	FULL HEIGHT DOOR, HINGED LEFT, 2 ADJ. SHELVES
(13)	15129	WALL CABINET	36	30	14	SAF	2 DOORS, 2 ADJ. SHELVES (SHELVES 1" THICK)
(14)	15129	WALL CABINET	33	36	14	SAF	2 DOORS, 2 ADJ. SHELVES
(15)	15129	WALL CABINET	30	36	14	SAF	2 DOORS, 2 ADJ. SHELVES
(16)	15120	WALL CABINET	24	36	14	SAF	1 DOOR, HINGED RIGHT, 2 ADJ. SHELVES
(17)	15121	WALL CABINET	24	36	14	SAF	1 DOOR, HINGED LEFT, 2 ADJ. SHELVES
(18)	15211	DIAGONAL CORNER WALL CABINET	25	36	14	SAF	1 DOOR HINGED RIGHT, 2 FIXED SHELVES
(19)	10479	SINK BASE	36	32	24	SAF	2 DOORS, FALSE DRAWER FRONT, REMOVEABLE BACK PANEL
(20)	15129	WALL CABINET	36	36	14	SAF	2 DOORS, 2 ADJ. SHELVES (SHELVES 1" THICK)
(21)	10129	BASE CABINET	33	32	18	SAF	FULL HEIGHT DOORS, 2 ADJUSTABLE SHELVES

PLASTIC LAMINATE CASEWORK NOTES

UNLESS OTHERWISE NOTED ALL CASEWORK NUMBERS REFER TO THOSE AS MANUFACTURED BY:
STEVENS ADVANTAGE FURNISHINGS
BY STEVENS INDUSTRIES, INC.
SEE SPECIFICATIONS FOR ALTERNATE MANUFACTURERS.

CASEWORK MANUFACTURER SHALL PROVIDE EACH DRAWER AND DOOR OF ALL CASEWORK WITH LOCK. KEYING SHALL BE AS SPECIFIED.

ALL EXPOSED CABINET SURFACES SHALL BE FINISHED TO MATCH ADJACENT PLASTIC LAMINATE FINISHES.

CASEWORK MANUFACTURER SHALL PROVIDE ALL PLASTIC LAMINATE SUPPORTS, ETC., IN ALL ROOMS THAT CALL FOR PLASTIC LAMINATE CASEWORK UNLESS OTHERWISE NOTED.

ALL COUNTERTOPS SHALL BE AS FOLLOWS:
ART ROOMS 203,238,244,245,246 - EPOXY RESIN AS DETAILED/SPECIFIED
FCS ROOMS 233,239,241 269A - LOWER - QUARTZ AS DETAILED/SPECIFIED
FCS ROOMS 233,239,241 - UPPER - P. LAM. AS DETAILED/SPECIFIED
COMPUTER LAB 208 - PLASTIC LAMINATE TO MATCH EXISTING

ALL OUTSIDE COUNTERTOP CORNERS SHALL BE ROUNDED TO A 2" RADIUS.

ALL SHELVES 36" AND WIDER SHALL BE 1" THICK.

THE "M" AFTER A MFR. NO. INDICATES THE CASEWORK SHALL BE MODIFIED.

"FP" - PROVIDE FILLER PANEL
"FEP" - PROVIDE FINISHED END PANEL
"FTP" - PROVIDE FINISHED TOP PANEL

ROOM FINISH SCHEDULE

ROOM NUMBER	ROOM DESCRIPTION	FLOORS MATERIALS: LVT 1	RESINOUS FLOORING 2	EXISTING VCT 3	EXISTING LVT 4	- - - -	BASES MATERIALS: RESILIENT BASE 4" 1	RESILIENT BASE 6" 2	EXISTING CONCRETE BASE 3	EXISTING RESILIENT BASE 4	-	WALLS MATERIALS: CONCRETE BLOCK 1	EXISTING CONCRETE BLOCK 2	GYPSUM BOARD 3	- -	WALLS FINISH: PAINT P	- - - -	CEILINGS MATERIALS: ACOUSTICAL TILE 1	EXISTING ACOUSTICAL TILE 2	- - - -	CEILINGS FINISH: - - - - - - - -	HEIGHT	REMARKS	ROOM NUMBER
	ART ROOMS																							
203	ART	1						2	3				2	3		P			1	2			EXISTING	NOTE 2, NOTE 3	203
208	COMPUTER LAB			4			1		3	4			2	3		P			1	2			EXISTING	NOTE 2, NOTE 3	208
238	ART	1					1						2	3		P			1	2			EXISTING	NOTE 2	238
238A	STORAGE	1					1					1	2			P				2			EXISTING		238A
238B	STORAGE	1					1					1	2			P				2			EXISTING		238B
244	ART	1						2				1	2	3		P			1	2			EXISTING	NOTE 1, NOTE 2	244
244A	STORAGE	1						2					2			P				2			EXISTING		244A
245	ART	1	2					2				1	2	3		P			1	2			EXISTING	NOTE 2, NOTE 4	245
245A	STORAGE	1						2					2			P				2			EXISTING		245A
246	ART	1					1					1	2	3		P			1	2			EXISTING	NOTE 2	246
	FCS ROOMS																							
233	FAMILY & CONSUMER SCIENCE			3						4			2							2			EXISTING		233
239	FAMILY & CONSUMER SCIENCE			3						4			2							2			EXISTING		239
241	FAMILY & CONSUMER SCIENCE			3					3	4			2							2			EXISTING		241
269A	STORAGE			3						4			2							2			EXISTING		269A

GENERAL NOTES:

- THE ROOM FINISH SCHEDULE INDICATES PRIMARY FINISHES, MATERIALS, SUBSTRATES, ETC. IN A SPECIFIC ROOM OR AREA. ALL DRAWINGS (DETAILS, ELEVATIONS, PLANS, ETC.) AND SPECIFICATIONS SHALL BE REVIEWED TO CORRELATE THE COMPLETE EXTENT OF WORK REQUIRED FOR EACH AREA OR ROOM.
- ALL MATERIALS USED IN PLENUM SPACES SHALL BE RATED FOR SUCH APPLICATIONS OR SHALL BE COMPLETELY COVERED OR ENCAPSULATED WITH AN APPROPRIATE, CODE APPROVED COVERING. EACH CONTRACTOR SHALL VERIFY APPROVAL OF MATERIALS USED IN PLENUMS WITH CURRENT CODES AND LOCAL AUTHORITIES HAVING JURISDICTION.
- ALL WALL AND CEILING FINISHES SHALL HAVE A SMOKE DEVELOPED RATING OF 450 OR LESS AND A FLAME SPREAD OF 25 OR LESS IN ACCORDANCE WITH ASTM E84.
- ALL WALLS INDICATED TO RECEIVE PAINT SHALL HAVE ALL WALLS PAINTED IN THEIR ENTIRETY, THIS SHALL INCLUDE TRIM AND ANY NON-FACTORY FINISHED SURFACES.

KEYED ROOM FINISH SCHEDULE NOTES:

NOTE 1: MATCH EXISTING CEILING TILE AND GRID WHERE CMU WALL IS REMOVED.

NOTE 2: PATCH / MODIFY CEILING TILE AND GRID TO MATCH EXISTING WHERE KILN IS RELOCATED / CHASE WALLS ARE ADDED.

NOTE 3: EXISTING CONCRETE WALL BASE SHALL BE PAINTED.

NOTE 4: AREA OF FLOOR WHERE CERAMIC TILE IS REMOVED SHALL HAVE HYDRAULIC CEMENT UNDERLAYMENT INSTALLED. FOR BIDDING PURPOSES ASSUME 1-1/2" DEPTH, AS OPPOSED TO 1/4" DEPTH NOTED IN SPECIFICATIONS FOR ALL OTHER AREAS.

TOILET ACCESSORY SCHEDULE

TAG	SYMBOL	MFR.	MFR. NO.	ITEM DESCRIPTION	MOUNTING HEIGHT
TDL		SCOTT	47092	PAPER TOWEL DISPENSER - SURFACE MOUNTED LARGE	3'-4" A.F.F. TO TOP (OF DISPENSER OPENING)
SD1		RELIABLE	423048	SOAP DISPENSER - SURFACE MOUNTED	3'-6" A.F.F. TO DISPENSING PUMP

NOTES:

1. G.C. SHALL REVIEW MOUNTING HEIGHT WITH MFR. PRIOR TO INSTALLATION.
2. GC TO PROVIDE BLOCKING AS REQUIRED FOR PROPER INSTALLATION OF ALL TOILET ACCESSORIES INCLUDING THOSE PROVIDED BY THE OWNER AND TO COORDINATE WITH ARCHITECT & OWNER FOR FINAL LOCATIONS.
3. OWNER TO PROVIDE THE FOLLOWING TOILET ACCESSORIES: PAPER TOWEL DISPENSER, SOAP DISPENSER, FOR THE CONTRACTOR TO INSTALL. ONE PAPER TOWEL DISPENSER AND ONE SOAP DISPENSER SHALL BE PROVIDED FOR EACH SINK LOCATION IN BOTH ART AND FCS ROOMS.
4. G.C. SHALL VERIFY THAT ALL MOUNTING HEIGHTS COMPLY WITH THE REQUIREMENTS OF ANSI A117.1 2009. G.C. SHALL COORDINATE WITH OTHER PRIME CONTRACTORS FOR MOUNTING HEIGHTS OF BATHROOM ACCESSORIES AND ALSO MEET ANSI A117.1 2009, PRIOR TO INSTALLATION OF FIXTURES AND ACCESSORIES.

WALL TYPE LEGEND

	EXISTING CONSTRUCTION TO BE DEMOLISHED
	EXISTING WALL TO REMAIN
	GYPSUM BOARD WALL
	GYPSUM BOARD WALL WITH ACOUSTICAL INSULATION
	CONCRETE BLOCK WALL

REFER TO PLANS, WALL SECTIONS, DETAILS, ROOM FINISH SCHEDULES AND SPECIFICATIONS FOR ADDITIONAL INFORMATION REGARDING WALL CONSTRUCTION AND FINISHES.

DOOR SCHEDULE

DOOR NUMBER	DOOR TYPE	DOOR MATERIAL	DOOR GLASS	DOOR FINISH	SIZE WIDTH	SIZE HEIGHT	SIZE THICKNESS	FRAME TYPE	FRAME MATERIAL	FRAME GLASS	FRAME FINISH	FRAME DETAIL	THRESHOLD (A.T. / S.P.T. / M.T.)	U.L. LABEL (NUMBER OF MINUTES LISTED)	DOOR UNDERCUT	HARDWARE SET	REMARKS	DOOR NUMBER
238	F	HM	--	P	3'-0"	7'-2"	1-3/4"	HM-1	HM	--	P	1	--	--	3/4"	1	PROVIDE SIGN TYPE 1	238

DOOR SCHEDULE ABBREVIATIONS
EX EXISTING
FP FACTORY PAINTED
FS FACTORY STAINED
HM HOLLOW METAL
P PAINT
WD WOOD

GENERAL NOTES:

FIELD VERIFY DIMENSIONS OF ALL EXISTING OPENINGS PRIOR TO SUBMITTING SHOP DRAWINGS. INDICATE DEVIATIONS IN OPENING SIZE ON SHOP DRAWINGS.

WHERE EXPANSION ANCHORS ARE USED, ANCHORS AND FRAMES SHALL BE GROUND SMOOTH, FILLED, PRIMED, AND PAINTED.

NOTE 1: –

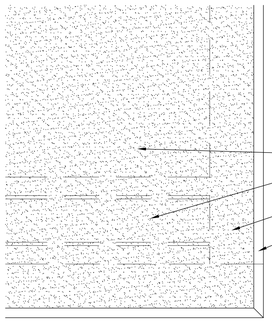

TACK WALL ELEVATION

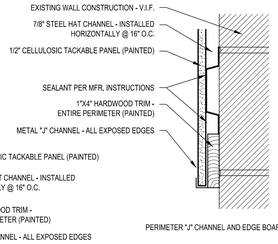

PERIMETER "J" CHANNEL AND EDGE BOARD

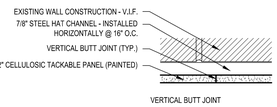

VERTICAL BUTT JOINT

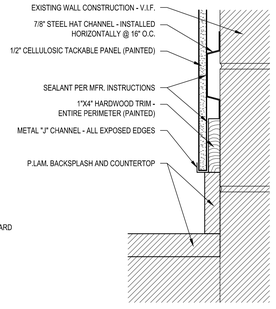

CONDITION AT BACKSPLASH

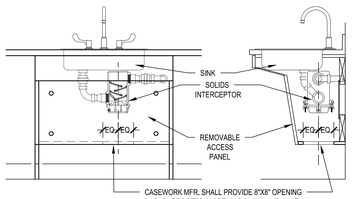

3 A-7 ADA SINK BASE DETAIL
SCALE: 3/4" = 1'-0"

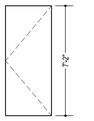

DOOR TYPE
SCALE: 1/4" = 1'-0"

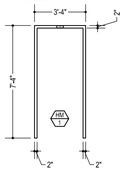

FRAME TYPE
SCALE: 1/4" = 1'-0"

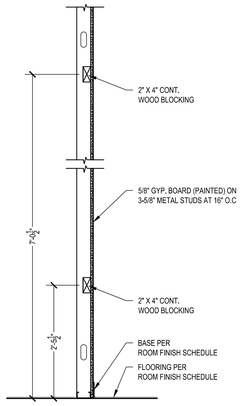

8 A-7 GYP. BOARD WALL BLOCKING DETAIL FOR SMART BOARD TRACKS
SCALE: 3/4" = 1'-0"

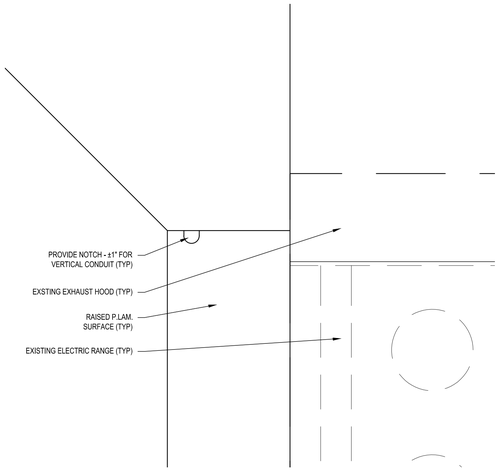

4 A-7 SOLID POLYMER NOTCH DETAIL
SCALE: 3" = 1'-0"

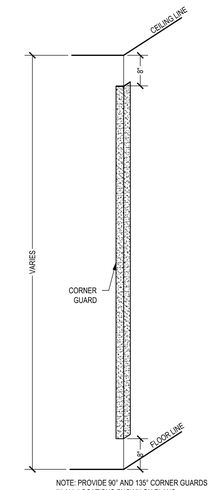

NOTE: PROVIDE 90° AND 135° CORNER GUARDS IN ALL LOCATIONS SHOWN ON PLANS.

5 A-7 CORNER GUARD DETAIL
SCALE: 3/4" = 1'-0"

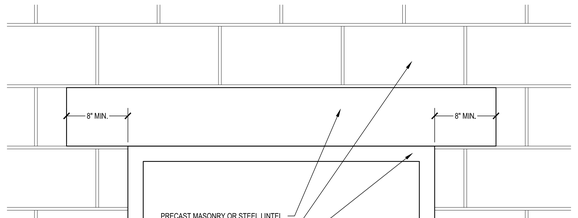

7 A-7 TYPICAL LINTEL DETAIL
SCALE: 1-1/2" = 1'-0"

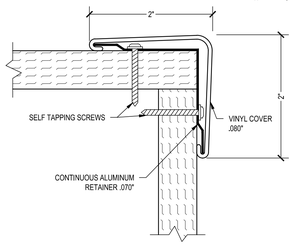

6 A-7 CORNER GUARD DETAIL
SCALE: FULL

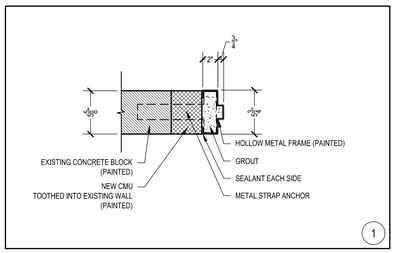

1



PROVIDE PANEL SIGN INDICATING THE DOOR NUMBER FOR EACH LOCATION. SIGNS SHALL BE MOUNTED ABOVE THE DOOR CENTERED ON THE FRAME WITH DOUBLE SIDED TAPE.

TYPE - 1

NOTES:

CONTRACTOR SHALL REVIEW SIGN LOCATIONS WITH ARCHITECT PRIOR TO INSTALLATION. ANY SIGN LOCATED WITHOUT PREVIOUS REVIEW WITH THE ARCHITECT SHALL BE MOVED AS DIRECTED BY THE ARCHITECT AT NO ADDITIONAL COST.

SIGN TYPES
SCALE: 3" = 1'-0"

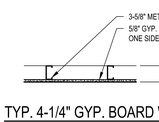

TYP. 4-1/4" GYP. BOARD WALL
SCALE: 3/4" = 1'-0"

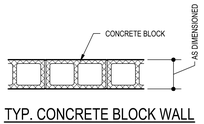

TYP. CONCRETE BLOCK WALL
SCALE: 3/4" = 1'-0"

TYPICAL WALL CONSTRUCTION DETAILS (UNLESS INDICATED OR NOTED OTHERWISE)

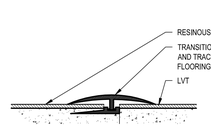

LVT TO RESINOUS FLOORING TRANSITION DETAIL
SCALE: 6" = 1'-0"

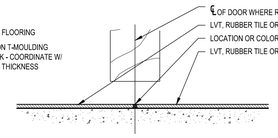

VCT TO LVT TRANSITION DETAIL
SCALE: 6" = 1'-0"

REVISIONS

	DESCRIPTION	DATE
1	OWNER REQUESTED REDESIGN	11/10/26
-	-	-
-	-	-
-	-	-
-	-	-

AEM ARCHITECTS INC.
3700 PERKIOMEN AVENUE, READING, PA 19606-2795
Phone: 610.779.3220 Fax: 610.779.9022 www.aem-arch.com

SCHEDULES, LEGENDS AND TYPICAL DETAILS

RENOVATIONS TO ART ROOMS AND FCS ROOMS at READING HIGH SCHOOL
801 NORTH 13TH STREET, READING, BERKS COUNTY, PA.

ALL DIMENSIONS and EXISTING CONDITIONS shall be CHECKED and VERIFIED by the CONTRACTOR at the SITE.

JOB NO.: 26007.00
DRAWN BY: TCW
DATE: 10.16.26

A-7

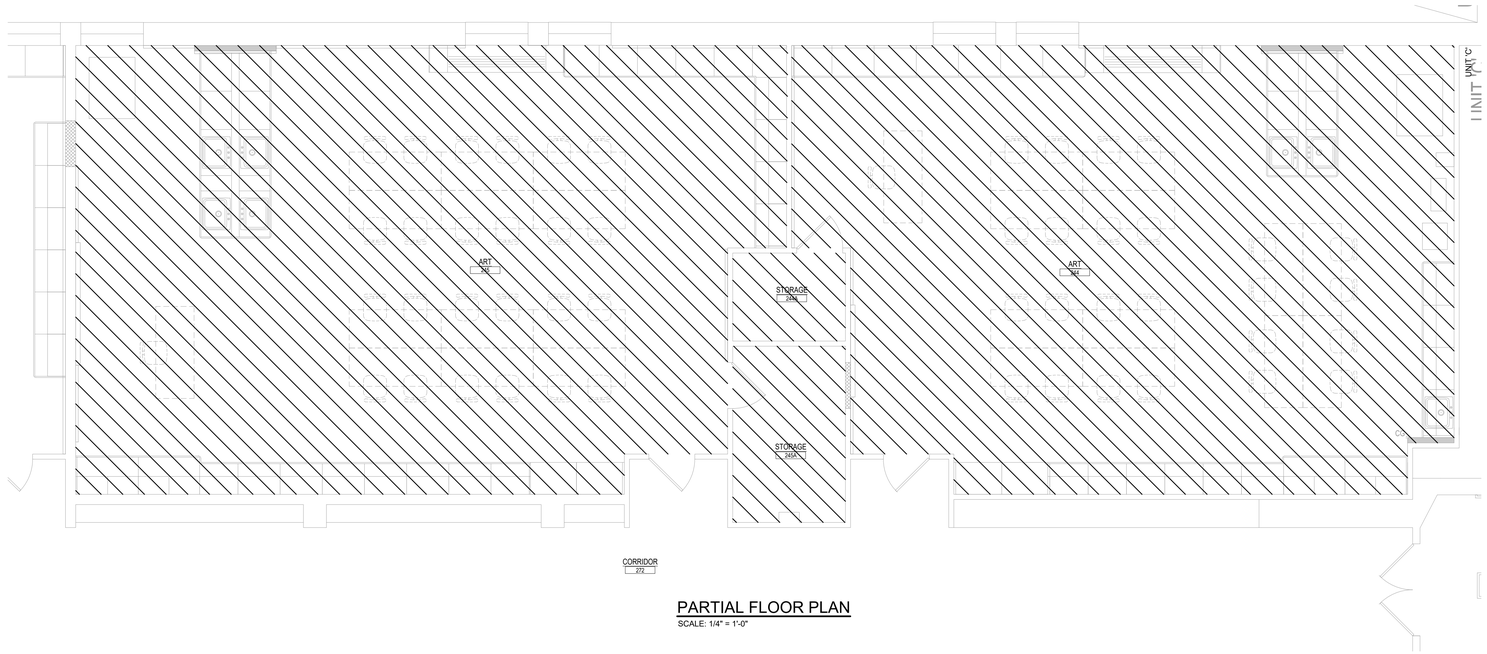

PARTIAL FLOOR PLAN

SCALE: 1/4" = 1'-0"

LEGEND

ASBESTOS CONTAINING FLOOR TILE AND FLOOR TILE MASTIC

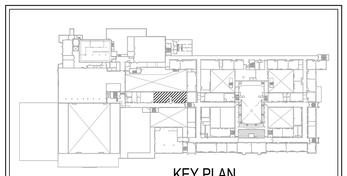

KEY PLAN

SCALE: N.T.S.

NORTH

AEM ARCHITECTS INC.
3700 PERKIOMEN AVENUE, READING, PA 19606-2795
Phone: 610.779.3220 Fax: 610.779.9022
www.aem-arch.com

1/4" ART ROOM ASBESTOS ABATEMENT

RENOVATIONS TO ART ROOMS AND FCS ROOMS at
READING HIGH SCHOOL
READING SCHOOL DISTRICT
801 NORTH 13TH STREET, READING, BERKS COUNTY, PA

All DIMENSIONS and EXISTING CONDITIONS shall be CHECKED and VERIFIED by the CONTRACTOR at the SITE.

JOB NO.: 26007.00
DRAWN BY: DRG
DATE: 10.16.26

ASB-01