



Locks With The Blow of A Hammer  
 Tapered Point For Easy Installation  
 Zinc Paled

LENGTH	HAMMER LOCK COTTER PINS								
	DIAMETER								
	3/64	1/16	5/64	3/32	7/64	1/8	9/64	5/32	3/16
1/2	13000	13009	13016	13021		13039			
3/4	13001	13010	13017	13022	13031	13040	13051	13054	13065
1	13002	13011	13018	13023	13032	13041		13055	13065
1 1/4	13003	13012		13024	13033	13042		13056	13066
1 1/2		13013	13019	13025	13034	13043		13057	13067
1 3/4		13014		13026	13035	13044		13058	10368
2		13015	13020	13027	13036	13045	13052	13059	13069
2 1/4				13028				13060	13070
2 1/2				13029	13037	13046	13053	13061	13071
3				13030	13038	13047		13062	13072
3 1/2						13048			13073
4						13049		13063	13074
4 1/2									
5						13050			

LENGTH	HAMMER LOCK COTTER PINS				
	DIAMETER				
	1/4	5/16	3/8	7/16	1/2
1 1/4	9500	9510	9520		
1 1/2	9501	9511	9521	9531	9540
1 3/4	9502	9512	9522	9532	9541
2	9503	9513	9523	9533	9542
2 1/4	9504	9514	9524	9534	9543
2 1/2	9505	9515	9525	9535	9544
3		9516			
3 1/2	9506	9517	9526	9536	9545
4		9518	9527		
4 1/2			9528		9546
5		9519	9529		9547
5 1/2			9530		9548
6					9549



CENTRAL IOWA FASTENERS

8/31/2019



Heat Treated Spring Steel  
 Easy Installation & Removal  
 Zinc Plated For Rust Resistance
















<b>HAIR PIN COTTER</b>					
<b>PART NUMBER</b>	<b>WIRE DIAMETER</b>	<b>HOLE SIZE</b>	<b>MINIMUM SHAFT DIA.</b>	<b>MAXIMUM SHAFT DIA.</b>	<b>OVERALL LENGTH</b>
13510	.035	.040	7/64	9/64	7/16"
13511	.028	1/32	1/8	5/32	.600
13512	.042	3/64	3/16	1/4	1"
13513	.054	1/16	1/4	3/8	7/8"
13514	.080	3/32	1/4	3/8	1 3/16"
13515	.062	5/64	1/4	1/2	1 5/16"
13516	.047	1/16	1/4	3/8	1 9/16"
13517	.062	5/64	3/8	1/2	1 9/16"
13518	.080	3/32	3/8	1/2	1 9/16"
13519	.094	7/64	1/4	1/2	1 5/8"
13520	.094	7/64	3/8	1/2	2"
13521	.094	7/64	3/8	3/4	2 1/2"
13522	.125	9/64	5/8	7/8	2 1/2"
13523	.072	5/64	3/8	1/2	1 7/8"
13524	.148	5/32	5/8	1	2 15/16"
13525	.125	9/64	3/4	1 1/8	2 7/8"
13526	.177	3/16	5/8	1	3 1/4"
13527	.148	5/32	3/4	1 1/8	3 5/16"
13528	.177	3/16	3/4	1 1/16	3 1/2"
13529	.177	3/16	7/8	1 1/4	3 3/4"
13530	.243	17/64	3/4	1	4"
13531	.310	21/64	7/8	1	3 15/16"



CENTRAL IOWA FASTENERS

9-31-19



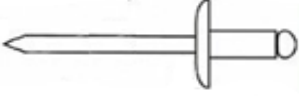
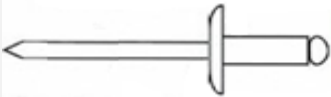
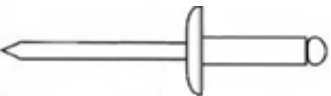
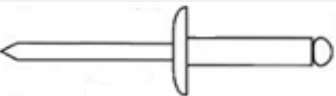
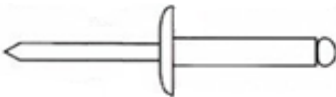
Made In The USA  
 Pulls Evenly For Accurate Installation  
 Clean Fluse Break

	Trade Number	Rivet Material	Steel	Aluminum	Aluminum
		Mandrel Material	Steel	Steel	Aluminum
		Diameter x Length			
	42	1/8 x 1/8	14001	14020	14033
	43	1/8 x 3/16	14002	14021	14034
	44	1/8 x 1/4	14003	14022	14035
	46	1/8 x 3/8	14004	14023	14036
	48	1/8 x 1/2	14005	14024	14037
	62	3/16 x 1/8	14009	14025	14038
	64	3/16 x 1/4	14010	14026	14039
	66	3/16 x 3/8	14011	14027	14040
	68	3/16 x 1/2	14013	14028	14041
	610	3/16 x 5/8	14014	14029	14042
	612	3/16 x 3/4	14015	14030	14043
	86	1/4 x 3/8	14016	14068	14044
	88	1/4 x 1/2	14018	14031	14046
	812	1/4 x 3/4	14017	14032	14047
	816	1/4 x 1	14019	14033	14048



9/2/2019

Made In The USA  
 Pulls Evenly For Accurate Installation  
 Clean Fluse Break

<b>FLANGED HEAD RIVET</b>					
SIZE	Trade Number	Rivet Material	Steel	Aluminum	Aluminum
		Mandrel Material	Steel	Steel	Aluminum
		Diameter x Length			
	42	1/8 x 1/8	14050	14056	14062
	44	1/8 x 1/4	14051	14057	14063
	64	3/16 x 1/4		14049	
	66	3/16 x 3/8	14052	14058	14064
	68	3/16 x 1/2	14053	14059	14065
	610	3/16 x 5/8	14054	14060	14066
	612	3/16 x 3/4	14055	14061	14067

<b>BACKUP WASHER</b>			
PART NO.	MATERIAL	I.D.	OD
14070	ALUMINUM	1//8	3/8
14071	ALUMINUM	3/16	1/2
14072	ALUMINUM	1/4	5/8
14073	STEEL	1//8	3/8
14074	STEEL	3/16	1/2
14075	STEEL	1/4	5/8



9/2/2019



Replace Dowel Pins & Rivets  
Lightweight & Reusable

LENGTH	SPLIT TENSION PINS (ROLL PIN)						
	DIAMETER						
	1/16	5/64	3/32	1/8	5/32	3/16	7/32
3/16	13650	13660					
1/4	13651	13661	13670	13680			
5/16	13652	13662	13671				
3/8	13653	13663	13672	13681		13620	
7/16	13654	13634	13673	13685	13614		
1/2	13655	13635	13674	13683	13691	13700	13750
9/16	13656	13636	13675	13684	13615	13622	13625
5/8	13657	13637	13676	13685	13691	13071	13751
3/4	13658	13638	13677	13686	13692	13702	13752
7/8	13600	13602	13606	13687	13693	13703	13753
1	13601	13603	13607	13688	13694	13704	13754
1 1/4			13608	13610	13695	13705	13755
1 1/2			13609	13611	13696	13706	13756
1 3/4				13612	13616	13707	13757
2				13613	13617	13708	13758
2 1/4					13618	13623	13759
2 1/2					13619	13624	13760
3					13619X		13626

LENGTH	SPLIT TENSION PIN (ROLL PIN)				
	DIAMETER				
	1/4	5/16	3/8	7/16	1/2
1/2	13710				
5/8	13627				
3/4	13711	13720	13730		
7/8	13628	13721			
1	13712	13722	13731	13740	
1 1/4	13713	13723	13732	13741	
1 1/2	13714	13724	13733	13742	
1 3/4	13715	13725	13734	13743	
2	13716	13726	13735	13744	
2 1/4	13629	13727	13736		
2 1/2	13717	13728	13717	13745	
3		13729	13738	13746	

FOR SPIRAL PINS ADD "S"  
TO PART NUMBER



8/31/2019