

The background of the slide features a photograph of several wind turbines against a sunset sky with soft, orange and pink clouds. A large, dark orange, wavy graphic element is overlaid on the center of the image, containing the main text.

# WHEATBELT ECONOMIC OVERVIEW

Wheatbelt Futures Forum  
Wheatbelt Development Commission

1 MAY 2024

**Fasten your Wheatbelt...**







## Acknowledgement of Country

The Wheatbelt Development Commission respectfully acknowledges the Traditional Owners of the lands that we live and work on: the family and clan groups of the Ballardong, Goreng, Gubran, Kalamaia, Njaki-Njaki, Whadjuk, Wilman, Yamatji, Wudjari and Yued People, their Elders past, present, and emerging. We acknowledge their living culture and important role in the sustainable economic development and prosperity of the Wheatbelt region.

We are committed to embracing opportunities for Aboriginal economic development, entrepreneurship and wealth creation; being a voice of change and reconciliation; supporting sustainable and healthy communities; and empowering future leaders.





# KEY REGIONAL STATS



Total GRP  
\$8.707B



Economic Output  
\$16.99B



Population  
72,924



Total employed  
30,706

Source: REMPLAN Economy 2023, ABS 2021 Estimated Residential Population





# STABLE & GROWING ECONOMY

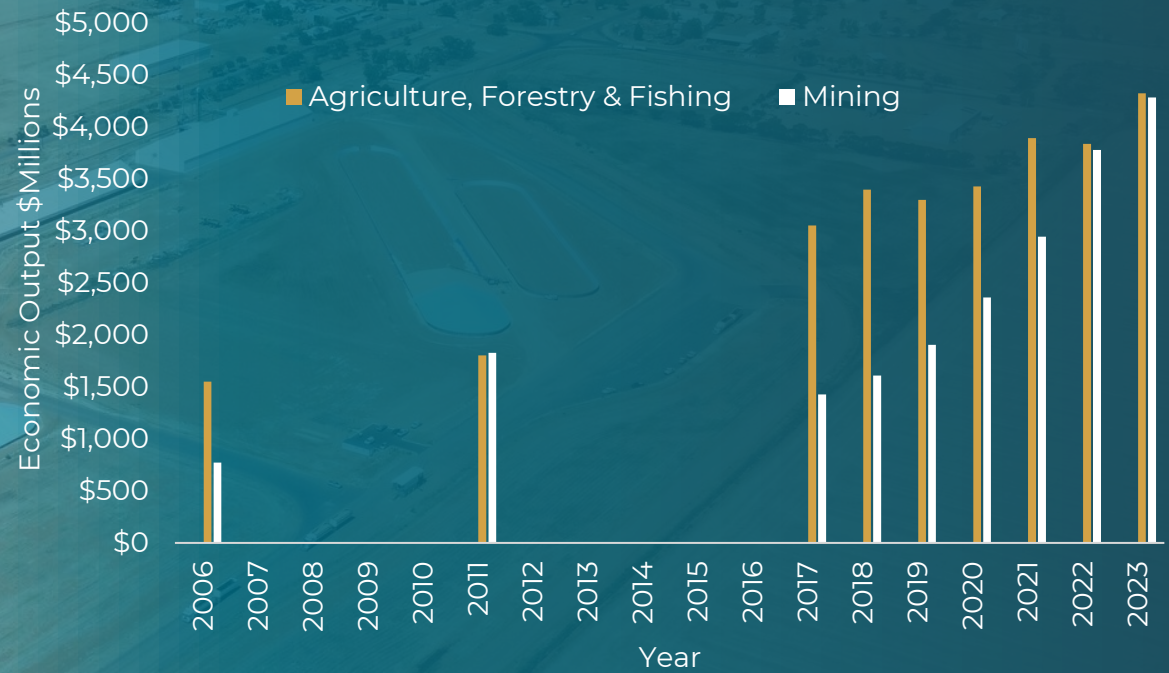
Nominal Gross Regional  
Product doubled since 2008





# STABLE & GROWING ECONOMY

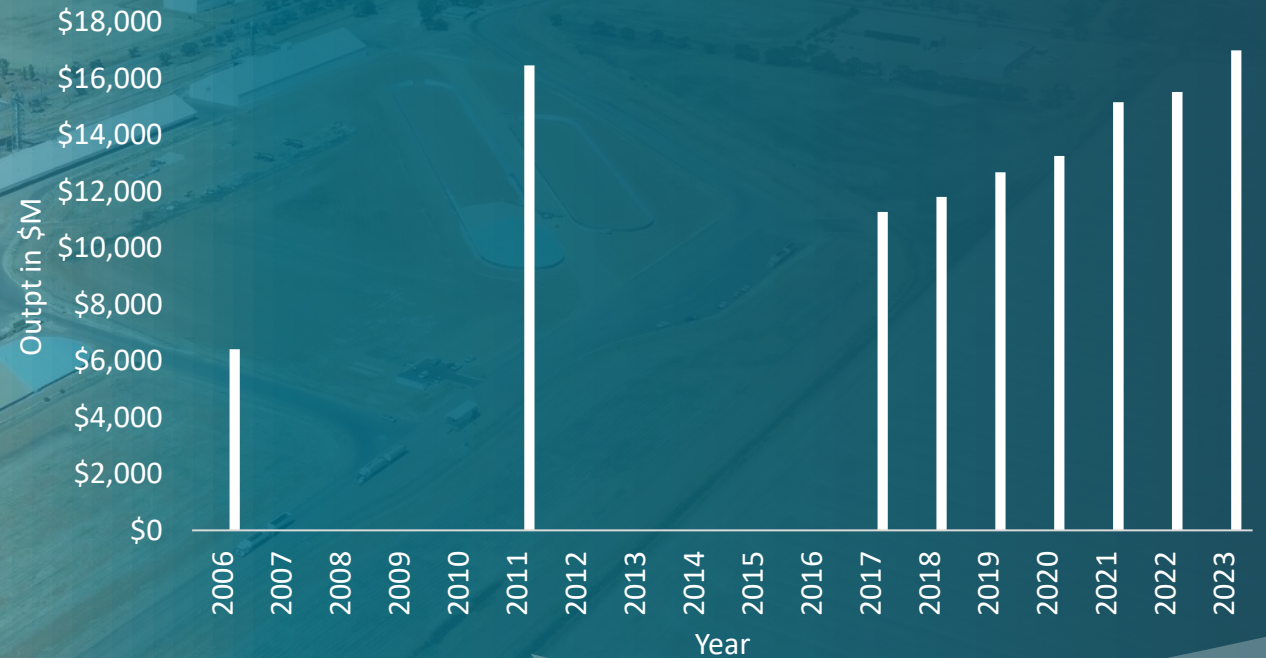
Mining Economic Output ON  
PAR with Agriculture





# STABLE & GROWING ECONOMY

Economic Output almost  
TRIPLED since 2006





# WHEATBELT ECONOMIC PROFILE



9,351

Number of  
businesses



\$4.32b

Agriculture+  
4,217 businesses



\$4.28b

Mining+  
50 businesses



\$1.28b

Construction+  
1,030 businesses



\$1.15b

Manufacturing+  
277 businesses



2.54%

Unemployment  
rate<sup>^</sup>



\$128m

Horticulture\*



7,662

Population and  
public service  
workers+



978

SEIFA Index of  
Disadvantage



1.088m

Visitors

# WORKFORCE STATISTICS

30,706

Employed

Majority in agriculture, service delivery, public administration, retail trade, construction, mining

Most jobs in the region are in larger the Shires of Northam, Narrogin, Gingin, Merredin and Dandaragan

6,358

Work in region and live elsewhere

These workers live mostly in Swan, Wanneroo, Mundaring, Stirling, Joondalup, Kalamunda

They work in mining, agriculture, construction, health care and social assistance, education and training, public administration, manufacturing, transport

6714

Live in region and work elsewhere

These residents work in Swan, Perth, Wanneroo, East Pilbara, Mundaring, Stirling and Ashburton

They work in mining, construction, health care and social assistance, manufacturing, public administration, transport



# SUB-REGIONAL STATISTICS



Sub-region	Population	Employed	Economic Output	Businesses
Avon	25,897	9,176	\$3.94B	2580
Central Coast	14,859	5,549	\$3.56B	1770
Central East	9,392	5,070	\$4.38B	1297
Central Midlands	5,770	2,849	\$1.34B	986
Wheatbelt South	16,994	7,803	\$3.66B	2718

Source: REMPLAN Economy 2023 Release 1, ABS 2021 Estimated Residential Population





# STRATEGIC DRIVERS



INNOVATION IN  
INFRASTRUCTURE  
AND SERVICES




KEEPING PACE WITH  
TECHNOLOGY



ACCESSING AND  
RETAINING A SKILLED  
WORKFORCE



RESPONDING TO  
CLIMATE CHANGE



HARNESSING  
ABORIGINAL  
CULTURAL CAPITAL



ENSURING ECONOMIC  
STABILITY AND  
GROWTH



ENVIRONMENTAL,  
SOCIAL AND  
GOVERNANCE  
EXPECTATIONS



# COMPETITIVE ADVANTAGES



## LIFESTYLE AND LOCATION

Historic and picturesque, variety of lifestyle options, proximity to metro area



## AVAILABLE, AFFORDABLE LAND

Available industrial, commercial and residential land at competitive prices



## NATURAL RESOURCES

Abundant renewable energy resources and critical minerals



## TRANSPORT CONNECTIVITY

Major freight routes intersect region, access to 5 Ports, adjoin 5 other regions



## INNOVATIVE AND ADAPTIVE PEOPLE

Thriving SME sector, innovative and adaptive agricultural industry, solution finders



## ECONOMIC STABILITY

Strong underpinning export sectors and SME sector





# REGIONAL CHALLENGES



Availability of **housing**, and costs of developing land

Access to **skilled workforce** to support business growth and service delivery

Building **resilience** to the impacts of **climate change**, industry, community and infrastructure

**Policy and planning environment** conducive to supporting positive outcomes

Addressing **service delivery that is fit for purpose** for the Wheatbelt

Ensuring **ongoing collaborative effort** to address issues

Understanding how **geopolitical forces** influences the region's economy



# REGIONAL OPPORTUNITIES

**Capture benefits** from public and private investment, especially that driven by **decarbonisation**

Develop **feasibility-tested housing solutions** to support market led investment

Advocate for an **enabling policy and planning environment** for development, minimising negative impacts and maximising positive outcomes

Realise full extent of opportunities arising from the **Noongar Native Title Settlement**

**Grow and support the SME sector**, consolidating the Wheatbelt region's role in the growth and continued productivity of the State's key exporting industries, and tap into emerging industry opportunities

Develop **innovative infrastructure and service delivery solutions** fit for purpose for the region

**Grow a local workforce** through delivery of fit for purpose training and development solutions

Drive the development of the **Avon transport hub** as a strategic freight and logistics hub for the State



# WDC

## STRATEGIC PRIORITIES





# Regional Economic Development Grants

Open now!



Department of  
Primary Industries and  
Regional Development



Wheatbelt  
Development  
Commission

## Regional Economic Development Grants

The Regional Economic Development (RED) Grants is a State Government funding program designed to help sustain long term economic growth in regional Western Australia.



LEARN MORE

Contact 9622 7222  
[www.wheatbelt.wa.gov.au](http://www.wheatbelt.wa.gov.au)



Wheatbelt  
Development  
Commission



# Thank you

For more information contact

Renee Manning, Principal Regional Development Officer

[Renee.manning@wheatbelt.wa.gov.au](mailto:Renee.manning@wheatbelt.wa.gov.au)

0408 887 213

[www.wheatbelt.wa.gov.au](http://www.wheatbelt.wa.gov.au)

