



Rental Car Pickup & Trains at Geneva Airport  
Maps and Driving Directions to La Tzoumaz  
Shopping *en route* Around Lake Geneva (*Lac Léman*)  
Parking Guide and Access at Apartment  
Arrival/Departure

[LTZ2] 1.9.2022

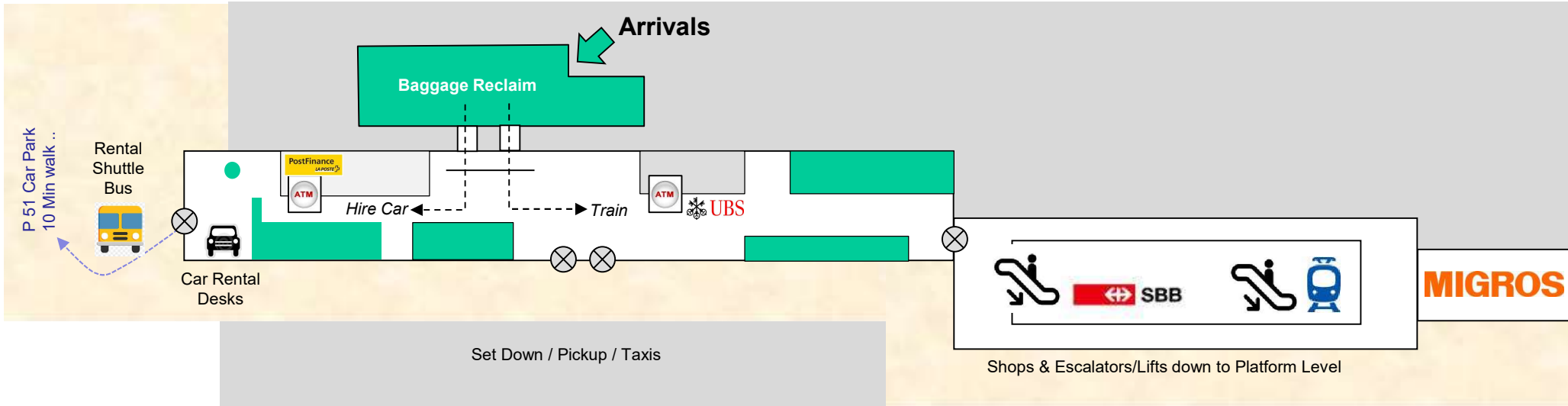
*Satnav / Goggle Earth (Entrance to Underground Car Park at:)*

Latitude: 46° 8' 35.92" North (46.14331111°)

Longitude: 7° 14' 10.42" East (7.23611111°)

Via Michelin: 'La Tzoumaz / Telecabine'  
(then 200 metres past telecabine, on left)

# Geneva Airport Arrivals: Hire Car Pickup & Trains



For Swiss car rentals, turn *right* out of the Arrivals gate, and walk to the end of the concourse. There's a transfer bus from here to the car park, which is about 10 minutes away. The Swiss car hire car park P 51 is only 10 minutes walk away (next slide). If you miss a shuttle, or it looks busy, and you haven't got a lot of luggage, you may prefer to walk.



For trains: Turn *left* out of the Arrivals gate. Walk along the hall to the end, then through the revolving doors, down the escalator. The SBB train ticket office is then on your right. If you have a ticket, go down the escalator onto the platform for the train to Lausanne/Brig.



Normally, you'll be on the inter-city train to Brig, via Geneva, Lausanne and Montreux. You'll usually change to a local train at either Martigny or Sion. Look at [www.sbb.ch](http://www.sbb.ch) for timetable information. An Interrail 3-journey ticket may be cheaper than a return.

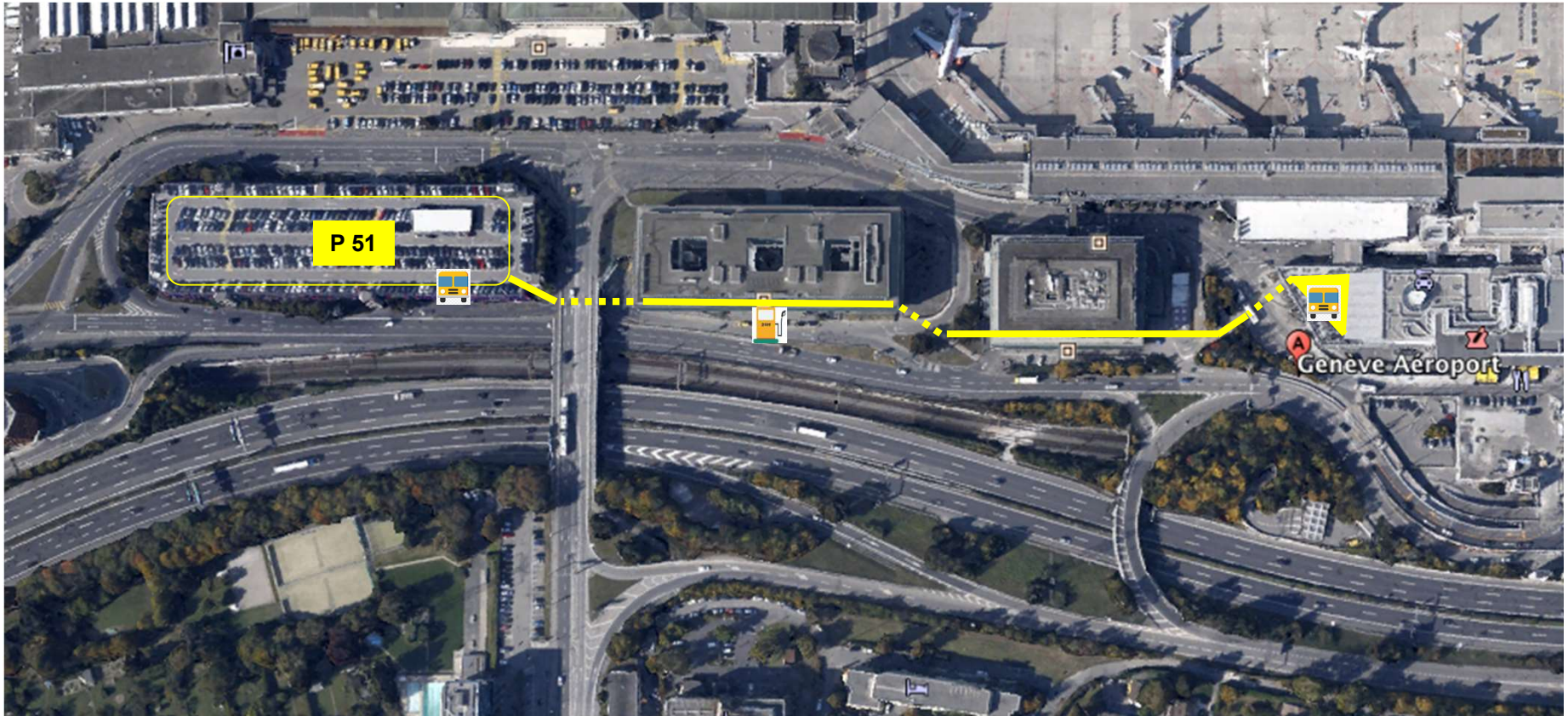


If it's Sunday, and you need to shop, the Migros at the end of the second concourse is one of the few supermarkets that will be open. Most supermarkets and superstores close on Sundays in Switzerland.



If you need cash, there are UBS ATMs (left) towards the train station and (right) a PostFinance ATM in the corridor, outside a small post office, en route to the Car Hire desks.

## Walking to Swiss Car Hire in P51



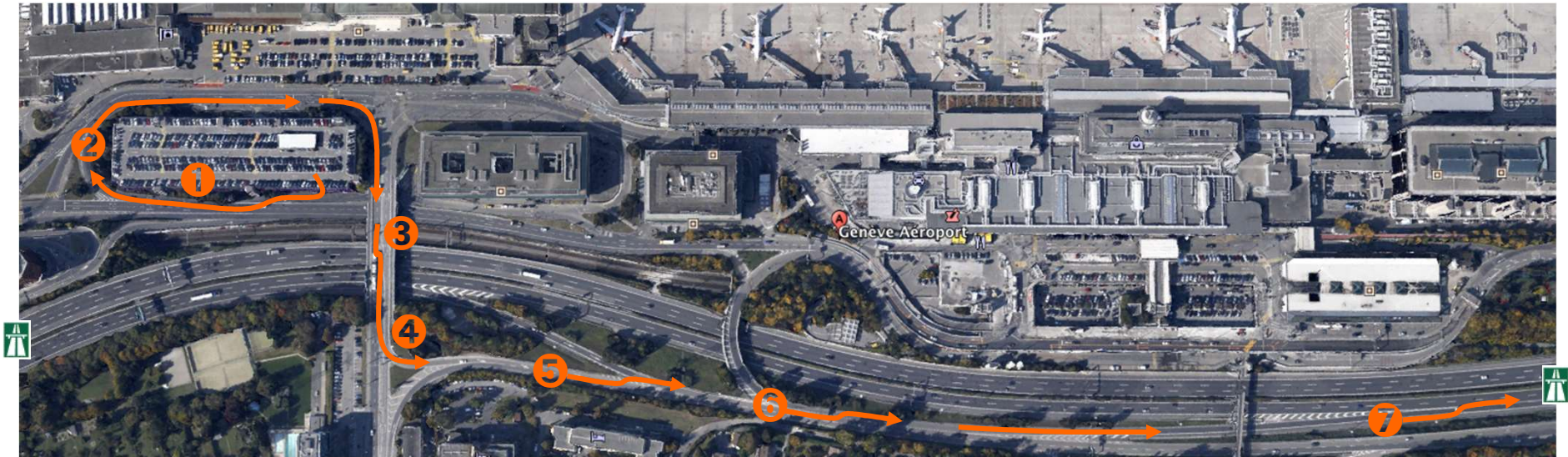
Swiss Car Rentals in P 51: If you don't have a lot of luggage, you may prefer to walk between the Car Rental desks in the terminal and the pickup garage in P 51, as it's only 10 minutes on foot.


Go past the Shuttle Bus Stop and cross the road, then walk along the front of the office buildings. Note the location of the small self-service petrol station in front of the second building. When returning the car, this is the last place where you can fill up (although it's obviously pricey, given the location).


Note the layout of the entrance to the car hire building – when you return the car, you drive into the building through the same entrance, keeping to the right, take a ticket from the machine, drive on 10 metres and insert the ticket back into a second machine (go figure). This gives you access to the car hire ground floor.



Escaping from P51: getting onto the Autroute → Lausanne & Gt.St.Bernard  [note: autoroutes signed in green]



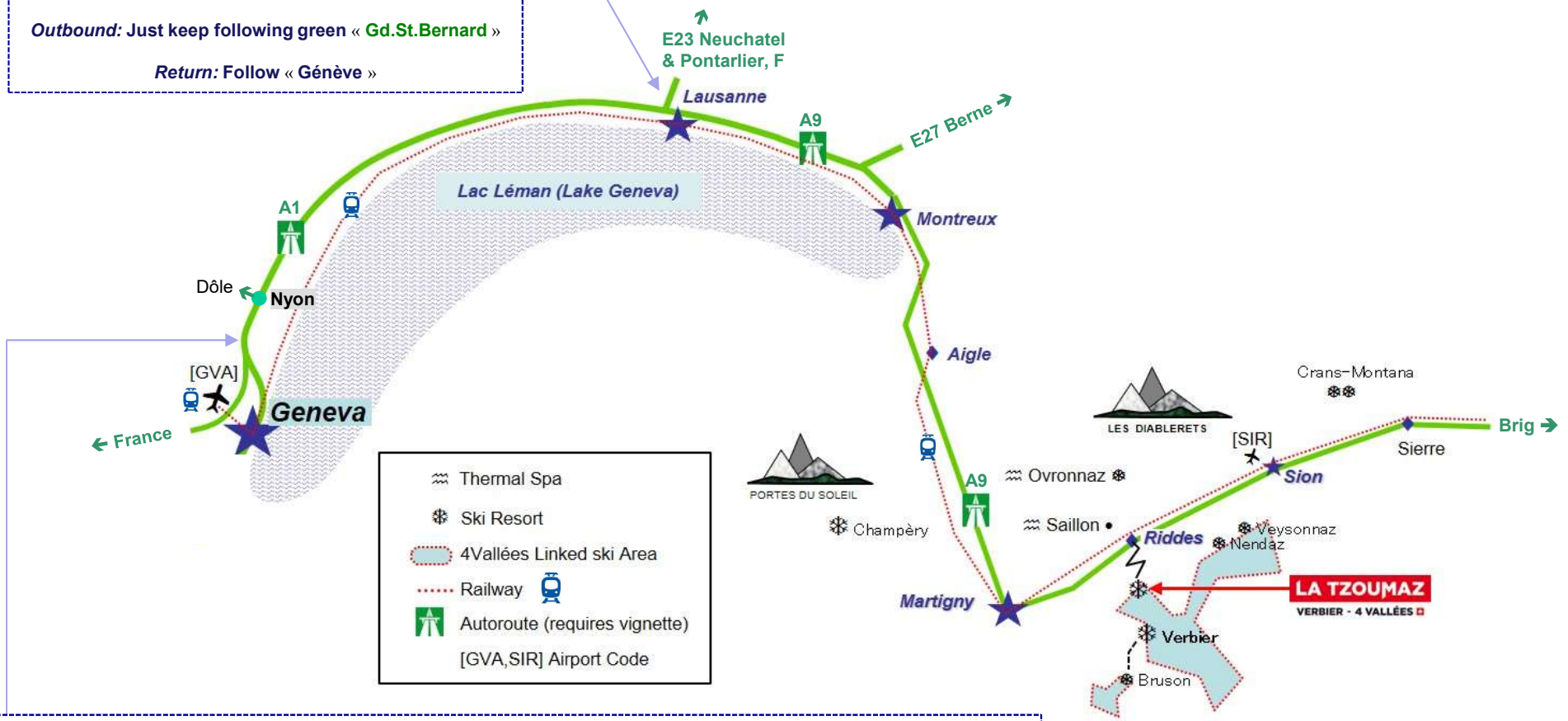
1. Exit Car Hire – KEEP RIGHT – IMMEDIATELY RIGHT
2. Go 180° 'round the car hire building.  RIGHT AT TRAFFIC LIGHTS
3. Across bridge FILTER LEFT and in 50m there is a left lane to **Lausanne** - STOP
4. TAKE LEFT TURN (against oncoming traffic) to '**Lausanne – Aéroport** - Palexpo Arena'
5. KEEP LEFT & Filter Left
6. KEEP LEFT & Filter Left
7. KEEP LEFT & Join Autoroute to **Lausanne**
8. Then follow Autoroute Signs to **Gt.St.Bernard** until **Martigny**
9. At Martigny follow Autoroute to **Brig** (See next page)
10. Exit Autoroute at **Jct.24 Riddes**

From Airport: Follow **E62-A1-A9** Autoroute  Signs to **Gd.St.Bernard** until Martigny.

At Martigny keep left on autoroute to **Brig** continue 10 Kms to exit **No.24** 

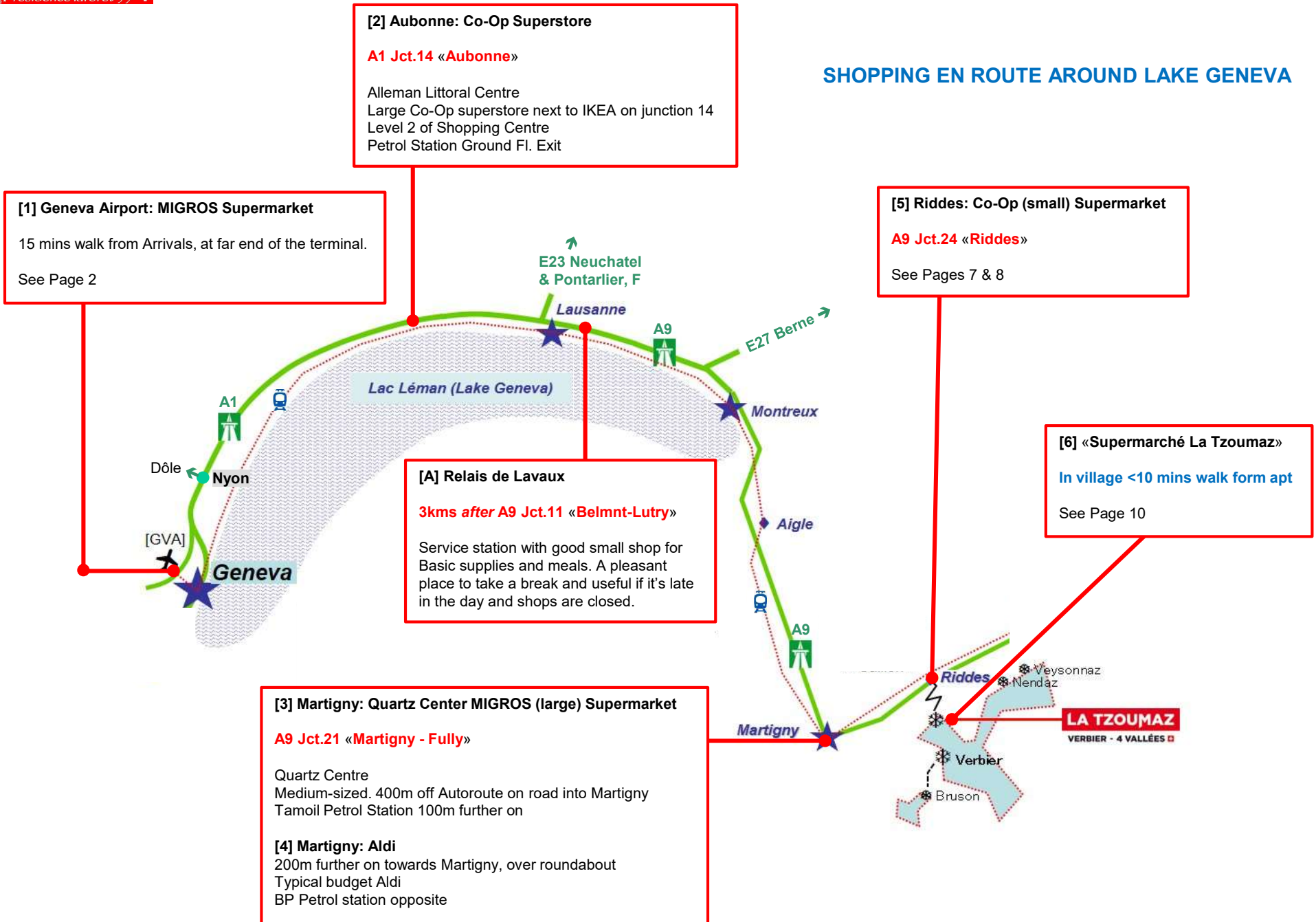


Quite Confusing 5-6 lane merge/split around Lausanne:  
*Outbound:* Just keep following green « **Gd.St.Bernard** »  
*Return:* Follow « **Génève** »



**Return: approaching Geneva -**  
On E62 to France, follow the «Aéroport/Palexpo» road, to the right.  
Go underneath the Palexpo building which spans the Autoroute and when under it take right slip road to «aéroport»  
Look for «voiture de location» car rental lane on gantry & follow. Takes past the front of the terminal building and drop-off areas.  
Self-service fuel pumps on right on ground floor of building before the T51 car park. If you miss these or rental return keep right and circle back.

## SHOPPING EN ROUTE AROUND LAKE GENEVA





Pharmacy   
**coop** Riddes  

**24H Automated Garage:**  
(no garage in La Tzoumaz)



meubles

La Tzoumaz

1

Riddes




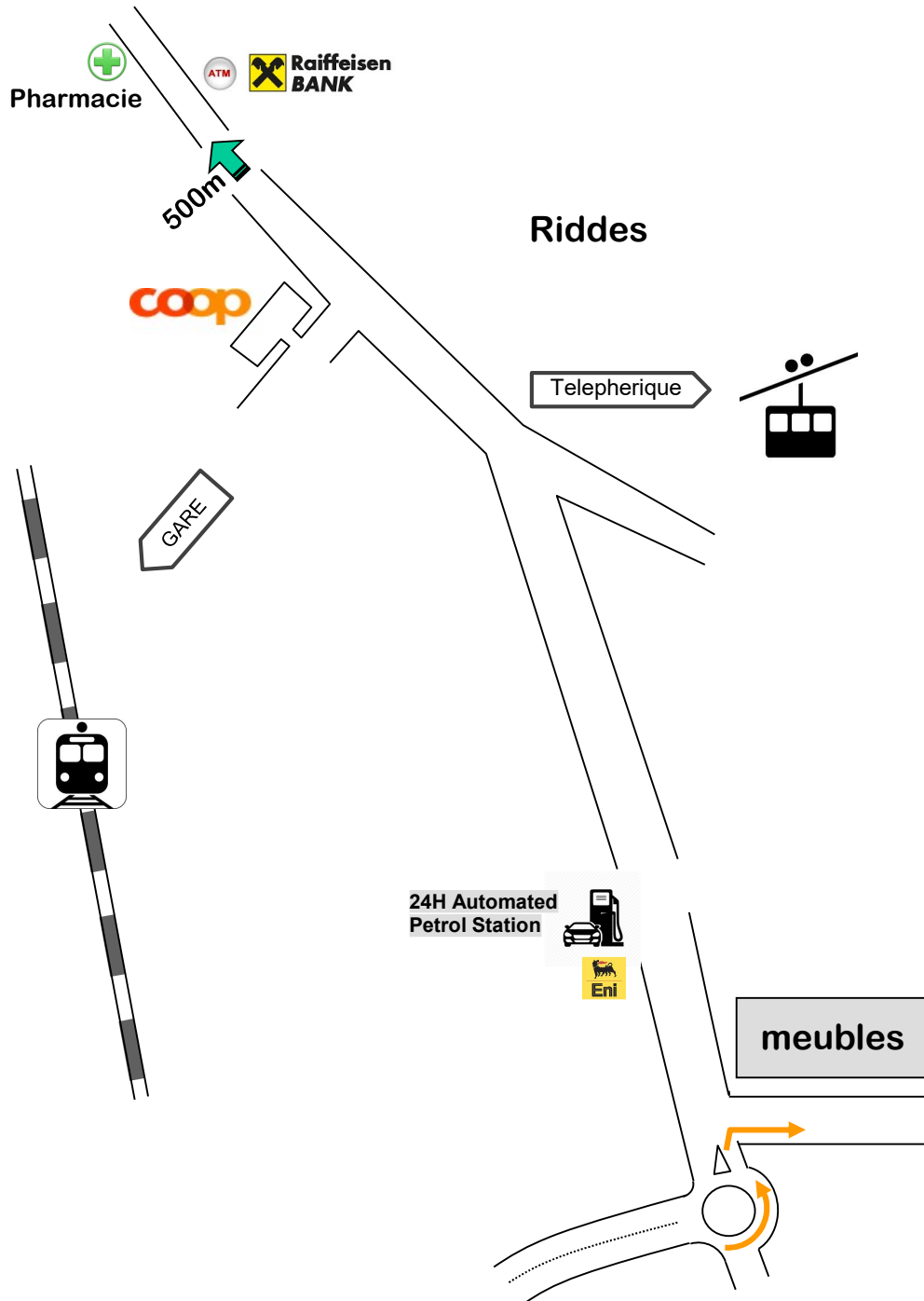
orchards

Vines

1



At **Martigny**, follow Autoroute to **Brig** for 10Kms. After Saxon take the next Exit, No.24 to 'Riddes'. Turn right near top of sliproad. Keep right. Right 270° back under flyover.  Stop at T-Junction. Sharp Left-then-Right at 'meubles' - Next page ...



## Riddes: Location of

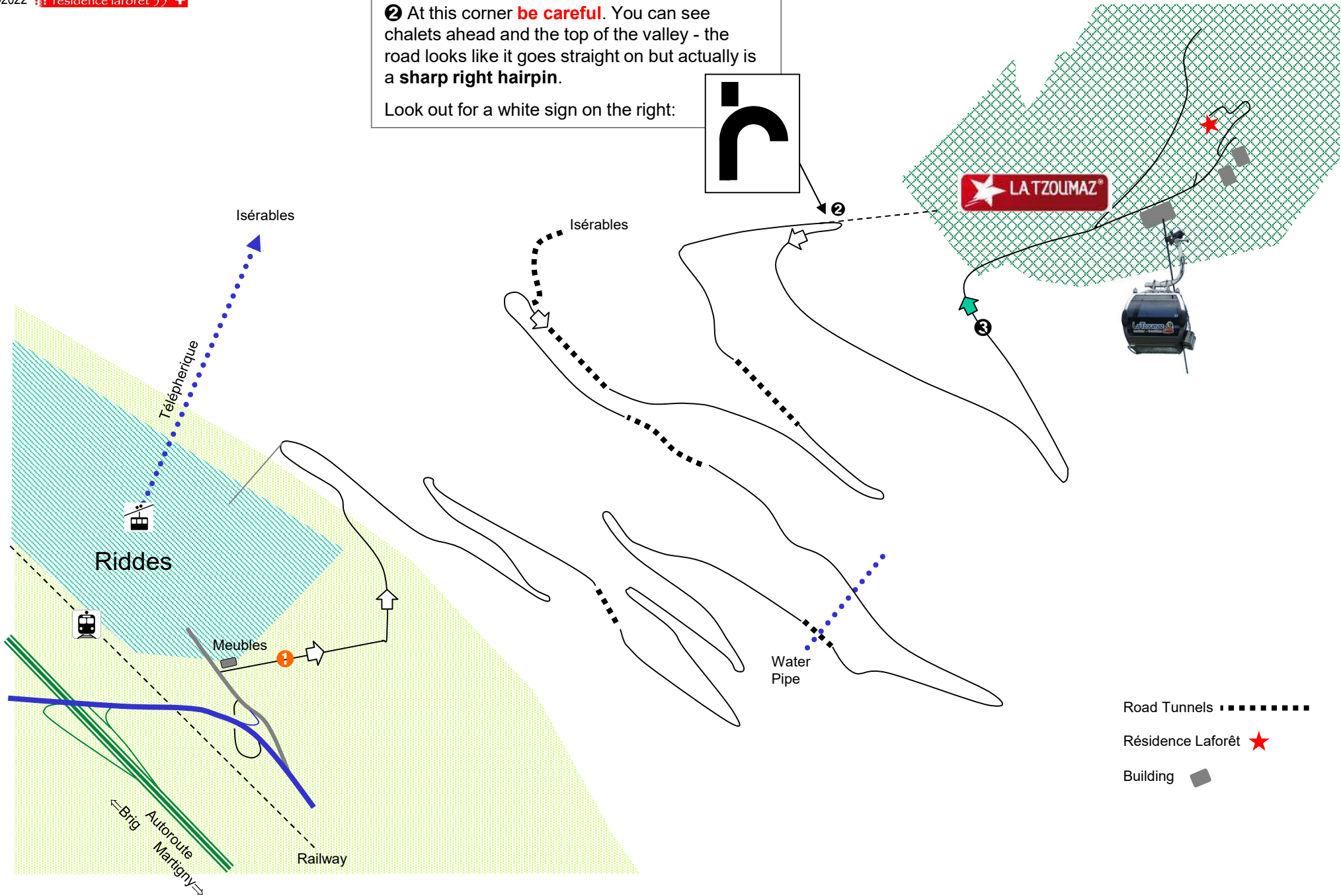



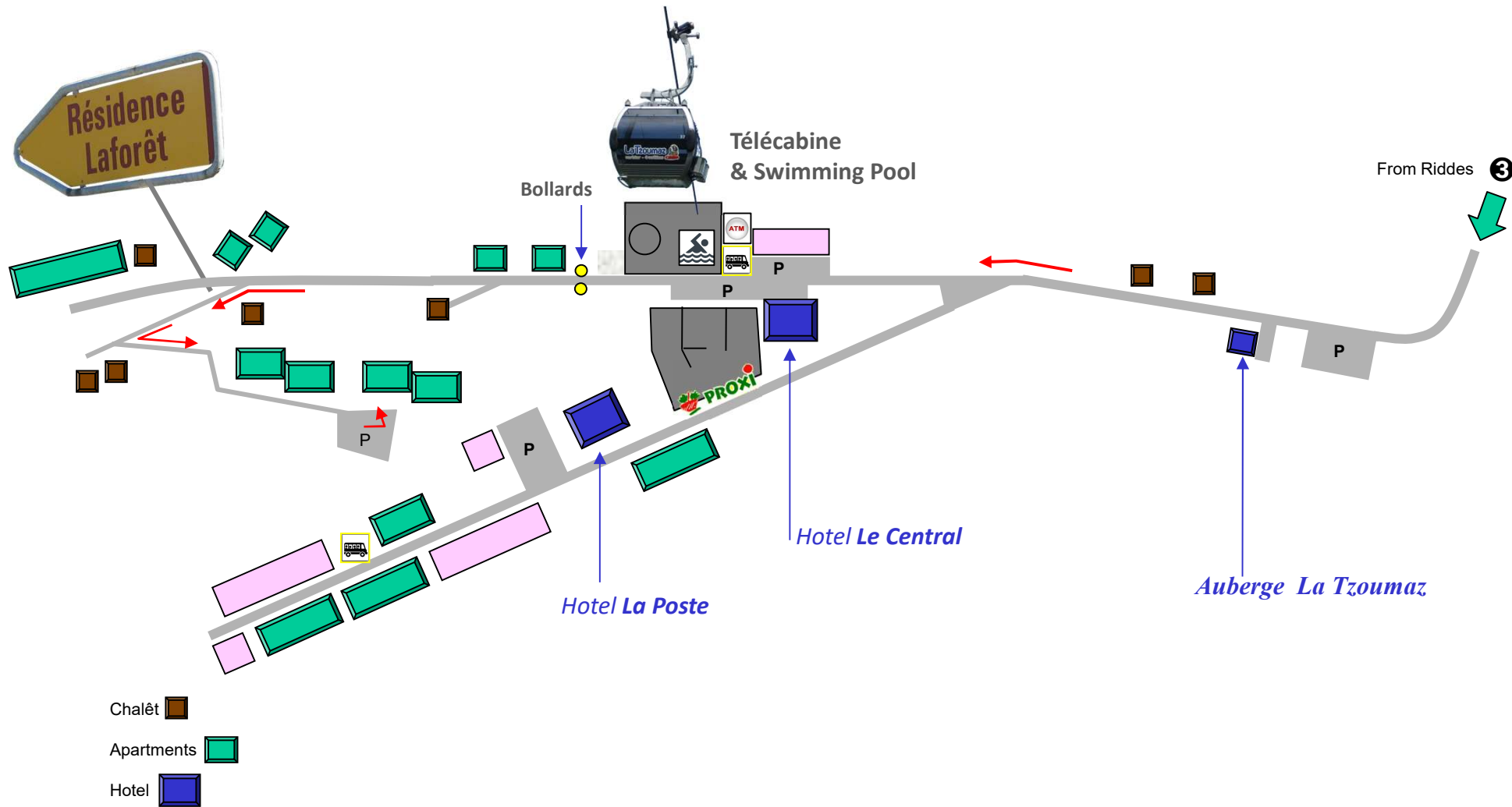
Note: No Pharmacy or Petrol Station in La Tzoumaz



② At this corner **be careful**. You can see chalets ahead and the top of the valley - the road looks like it goes straight on but actually is a **sharp right hairpin**.

Look out for a white sign on the right:



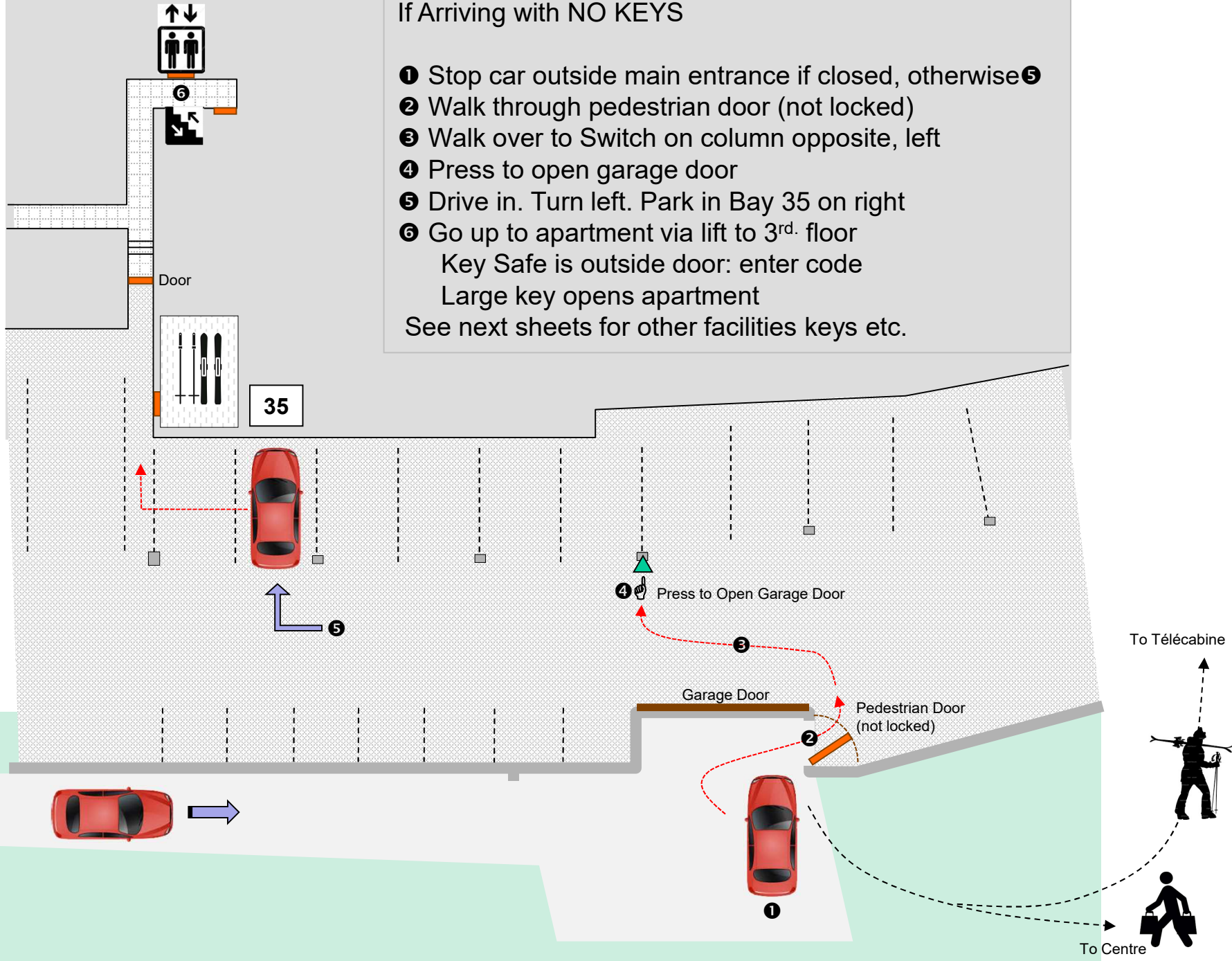


**LA TZOUMAZ**  
VERBIER - 4 VALLÉES

## Location of Résidence Laforêt

### If Arriving with NO KEYS

- 1 Stop car outside main entrance if closed, otherwise 5
- 2 Walk through pedestrian door (not locked)
- 3 Walk over to Switch on column opposite, left
- 4 Press to open garage door
- 5 Drive in. Turn left. Park in Bay 35 on right
- 6 Go up to apartment via lift to 3<sup>rd</sup>. floor  
Key Safe is outside door: enter code  
Large key opens apartment  
See next sheets for other facilities keys etc.

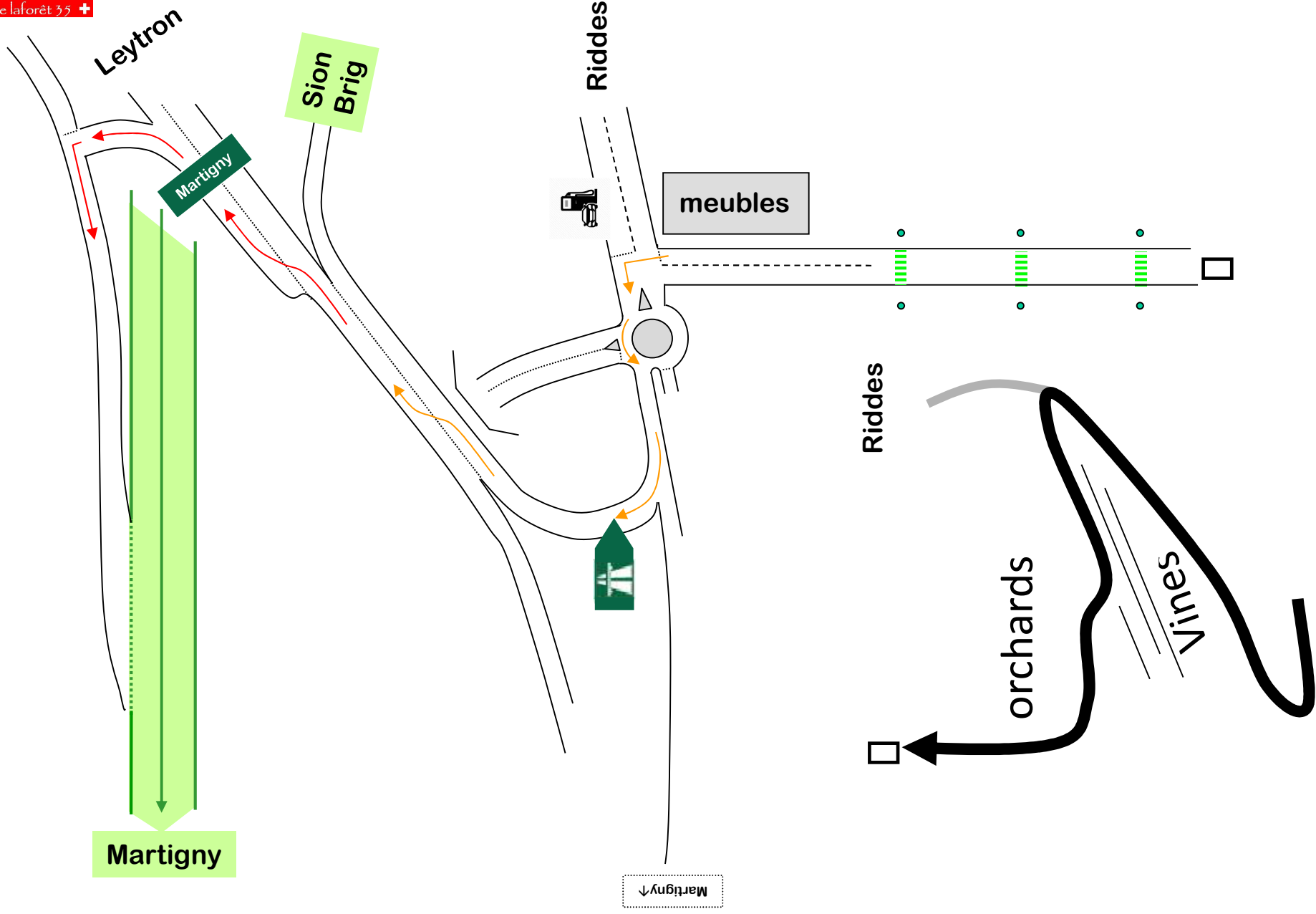









Return: Follow **Green Motorway** sign  to Martigny  
NOT white local signs to Martigny





# Attention!

**Unfortunately this parking space is reserved for apt 35 and is in use this week - please move your vehicle. Thank you.**

Malheureusement, cet espace de stationnement est réservé à l'apt 35 et est utilisé cette semaine. Veuillez déplacer votre véhicule. Merci.



## Desolé - excuses

**We are in Apt. 35 - someone else has parked their car in our space. Naturally, we will move this car if it is in your way. Please just come to the apartment, or text us on the following number:**

Excuses - Nous sommes dans Apt. 35 et quelqu'un d'autre a garé sa voiture dans notre espace. Naturellement, nous déplacerons cette voiture si elle vous gêne. S'il vous plaît venez à l'appartement ou envoyez-nous un texto au numéro suivant:

