



Let's Get Talking




BIBLICAL COUNSELING MAMA




BIBLICAL COUNSELING MAMA

Let's practice letter sounds! Cut out the pictures and glue them in the correct square. Every time you glue an image, say the word to practice the letter sound it starts with.


Apple




Banana




Carrot



Dog



Elephant







BIBLICAL COUNSELING MAMA

Let's practice letter sounds! Cut out the pictures and glue them in the correct square. Every time you glue an image, say the word to practice the letter sound it starts with.


Feather




Goat




Heart



Igloo



Jam







BIBLICAL COUNSELING MAMA

Let's practice letter sounds! Cut out the pictures and glue them in the correct square. Every time you glue an image, say the word to practice the letter sound it starts with.


Kite




Lion




Monkey



Nap



Octopus







BIBLICAL COUNSELING MAMA

Let's practice letter sounds! Cut out the pictures and glue them in the correct square. Every time you glue an image, say the word to practice the letter sound it starts with.


Pepper




Question




Rocket



Snake



Tea







BIBLICAL COUNSELING MAMA

Let's practice letter sounds! Cut out the pictures and glue them in the correct square. Every time you glue an image, say the word to practice the letter sound it starts with.


Umbrella




Vulture




Walrus



X-Ray



Yellow






BIBLICAL COUNSELING MAMA

Let's practice letter sounds! Cut out the pictures and glue them in the correct square. Every time you glue an image, say the word to practice the letter sound it starts with.

Zebra





BIBLICAL COUNSELING MAMA

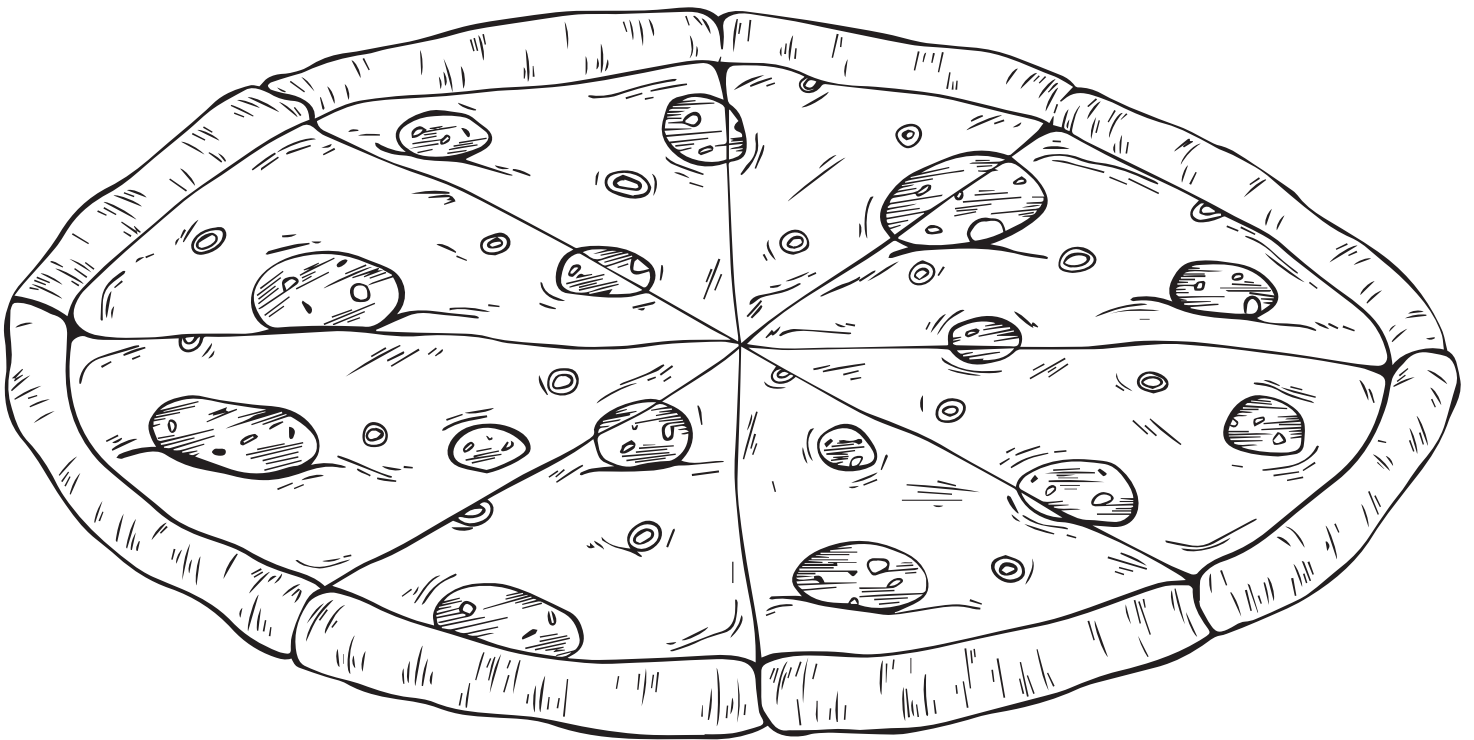
Let's practice letter sounds! Cut out the pictures and glue them in the correct square. Every time you glue an image, say the word to practice the letter sound it starts with.





BIBLICAL COUNSELING MAMA


Color or paint the pizza and talk about your favorite toppings. Make sure to thank God for your food!





BIBLICAL COUNSELING MAMA

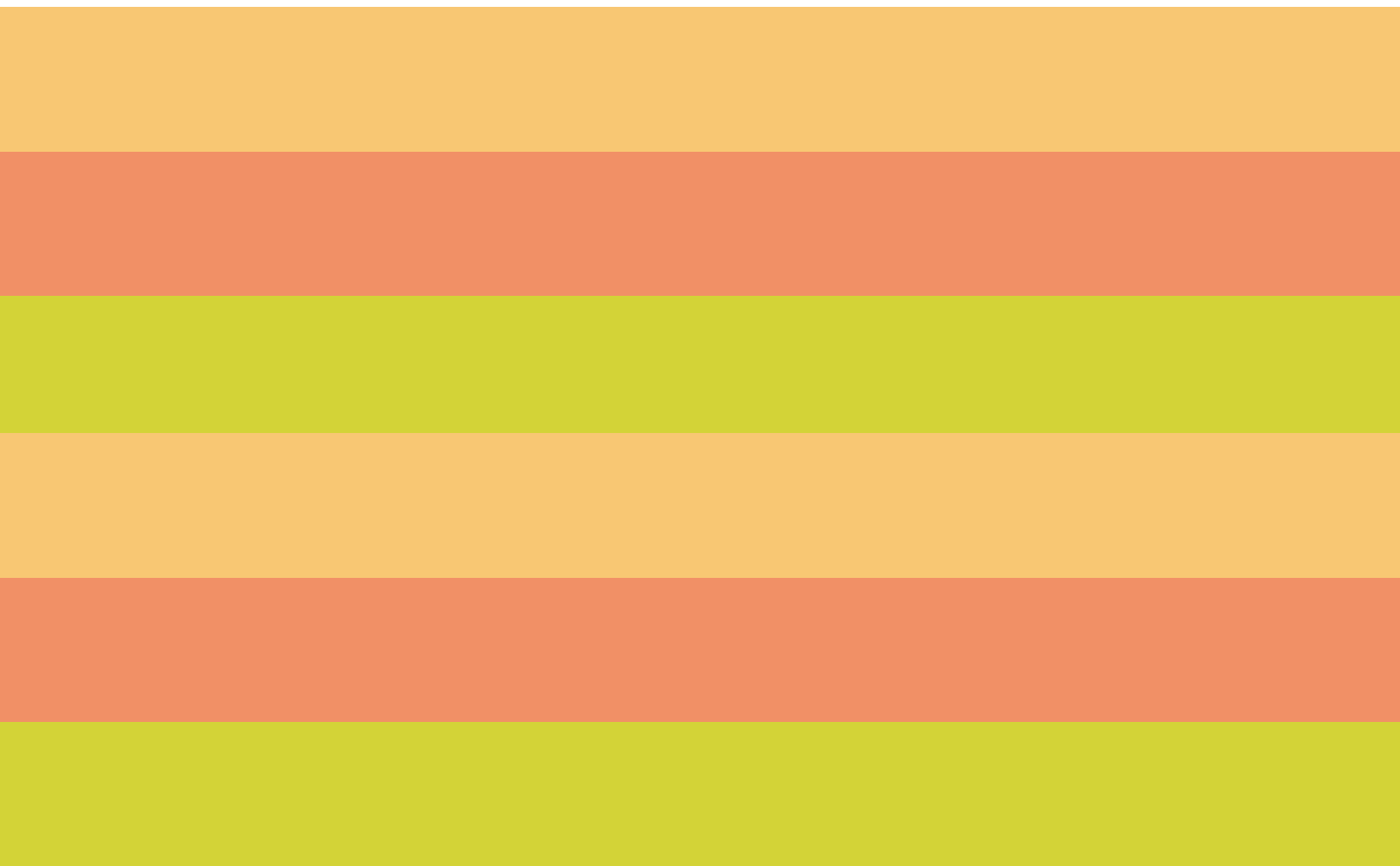
Read Genesis 9:13-16, then follow the rainbow pattern to complete the maze. Say the color names out loud as you go!





BIBLICAL COUNSELING MAMA

Cut the strips to make a thankfulness chain. Every time you make a loop say something you are thankful for.





BIBLICAL COUNSELING MAMA

Recite the Lord's Prayer with your mom or dad!

“Our Father in heaven,
hallowed be your name.
Your kingdom come, your
will be done, on earth as it is
in heaven. Give us this day
our daily bread, and forgive
us our debts, as we also
have forgiven our debtors.
And lead us not into
temptation, but deliver us
from evil.”

Matthew 6:9-13 ESV

For Thine is the kingdom,
and the power, and the
glory, forever. Amen.

