

FilterBox 12A

Automatically cleaned for medium to heavier dust & fume applications.



The FilterBox 12A has a maximum air flow capacity of 1000 CFM (with NEX-HD arm) to maximize weld fume extraction. An integrated silencer ensures quiet operation. Advanced system controls allow for automatic cleaning when air flow is too low. Available either as a mobile unit on wheels or attached to a floor stand. Additional protection from harmful particles, for example, from stainless steel welding fumes, is provided if a HEPA filter is installed.

For dust applications, the unit is cleaned mechanically. For welding smoke it uses a combination of mechanical and compressed air cleaning.

For welding fume applications, compressed air cleaning is required.

Note! FilterBox is not for use in environments where combustible dust or gases are present, and it is not for use in filtering combustible dust or gases.

- User friendly and superior filter cleaning, mechanical and/or with compressed air for long filter life
- Automatic damper preventing dust from leaking out while cleaning
- Dust free filter replacement and emptying of dust bin
- Third party approval for welding fumes category W3 according to EN 15012-1

Product name	FilterBox 12A
Noise level (dB(A))	74
Protection class	IP 54
Filter efficiency (%)	99
Compressed air requirement	DIN ISO 8573-1, class 5/5/4 (7 bar)
Installation	Indoor
Material	Casing in rotomoulded plastic
Dustbin volume (gal)	4
Extraction arm diameter (in)	6-8
Airflow (cfm)	706
Filter Area (ft ²)	140
Frequency (Hz)	60
No of phases	1
Filter type	Cartridge
Number of filter elements	2
Filter material	Polyester PW13
Electric plug	Without
Amperage (A)	14.5
Filter cleaning method	Mechanical, Compressed air



FilterBox 12A

Description	Power Voltage (V)	Arm length (ft)	Mounting	Weight (lbs)	Power (Hp)	Model
FilterBox 12A Mobile Mech/Pneu 120v 60hz	120v	10 ft (NEX-HD)	Mobile	290	1.5	86900954*
FilterBox 12A	120	without	Floor mounted	220 lbs	3.0 (2.2 Kw)	12688063
Filterbox 12A with NEX-MD	115	3m / 10 Ft	Mobile		1.5 HP	86900953**
Filterbox 12A 1.5 hp, 120/1/60 volt. Original arm	120	3m / 10ft		290	1.5	86900952***

*Secondary HEPA Filter option available for high efficiency filtering application needs.












**Secondary HEPA Filter Optional

Other Available optional accessories include sensor clamp for automatics start/stop, hood mounted spark filter, and hood mounted light kit/fan start/stop for convenient control.

***Secondary HEPA Filter optional

not suitable for use with combustible fumes or dusts.

FilterBox 12A

	Accessory	Part No
	Outlet with duct connection D=200mm	12376749
	Spotlight original, 24V, 5W	12376616*
	LED light/fan switch Original	10376922
	Spark protection for Original/NEX MD-hood	10551335
	Standard main filter for FilterBox	12332672
	High efficiency main filter for FilterBox, HE15	12371106
	Anti-static high efficiency main filter for FilterBox, HE15	12371412
	High efficiency HEPA secondary filter for FilterBox, HE15	12376615
	Bags for Filterbox dust bin, 10pcs	12376618
	Ultra high efficiency HEPA secondary filter for FilterBox, HE15	12376756
	Sensor clamp to be attached to the earth cable of the welding power source.	14372199
	Twin Module blue	12376801

*Switch for light (no fan start)

FilterBox 12A

