

Fume Eliminator

Portable source capture directly on welding torch



The Fume Eliminator is a portable welding smoke filter unit designed to be carried to the working area. Connected to a welding torch or to an extraction nozzle, the FE unit extracts the welding fume directly at source. FE 840 has a manual start/stop function while the FE 841 has an automatic start/stop function, which starts the unit as soon as the welding begins.

- Portable and easy to carry
- Low service costs
- Manual or automatic start/stop function
- User friendly

Product name	Fume Eliminator
Noise level (dB(A))	73
Filter efficiency (%)	99,7
Installation	Indoor
Material	Sheet metal
Filter cleaning method	One way filter
Working pressure (psi)	88
Max Airflow (cfm)	90
Hose Diameter (in)	1,73
Hose length (m)	8,2
Power Voltage (V)	120
Frequency (Hz)	60
No of phases	1
Filter type	Cartridge
Number of filter elements	1
Filter material	Cellulose
Electric plug	US
Weight (lbs)	35
Note	Indicator for filter exchange










Fume Eliminator

Description	Power (Hp)	Model
FE 841 Automatic start/stop	1.35 (1 Kw)	70841125*
FE 840 120V USA with TM-80 Trumpet Nozzle	1.35 hp	86900937
	1.3	86900941
	1.35	86900942
FE 840 120V USA with TM-200 Fishtail Nozzle		86900938

**Indicator for filter exchange*

Fume Eliminator

Accessory		Part No
	Filter (replacement) for Fume Eliminator	70324000
	Funnel nozzle TM-80	70851000
	Flange nozzle PM-300	70853000
	Funnel nozzle TM-200	70854000
	Metal filter compl. for FE 840/841	70284001
	Metal filter for FE 840/841	70282004
	Hose Superflex	70400026