

THE HIGHLY PROVEN FISCHER PANDA AGT 5000 DC MARINE GENERATOR

As an alternative to the highly proven AC marine generators, Fischer Panda's AGT marine generators provide the capability of a directly driven highly efficient DC charging solution onboard. Instead of supplying AC power directly to the consumers, the AGT 5000 generator charges an on-board battery bank and the consumers are supplied power indirectly from the battery bank through inverters onboard.

Where less AC power or high inductive motors are not required onboard, the AGT 5000 offers a great solution to charge the batteries efficiently and quickly. Using less fuel, less noise, less maintenance and giving you ease of mind. The AGT 5000 is designed to run on auto-mode and monitor your battery bank, keeping the batteries correctly charged and ready to go.

The AGT generators, depending upon the performance, voltage and amperage, can weigh up to 50% less than a conventional generator and are up to 30% smaller in size.



Fischer Panda®

The Most Powerful Generator You'll Never Hear!

4345 NE 12 Terrace, Oakland Park, Florida 33334

Call (800) 508-6494

Visit us at www.fischerpanda.com
or e-mail us at sales@fischerpanda.com



FEATURES INCLUDE:

- The Panda AGT Generator charges the batteries automatically
- Less weight, size and noise
- Extremely quiet (62dba@7meter)
- Direct driven Alternator
- Flexible and efficient supply of power through the inverters and generator
- Automatic start/stop of battery charging when batteries require
- Generator is not required to run continuously thereby requiring less fuel and maintenance
- Available in many voltages and amperage outputs
- Continual supply of AC voltages for consumers through selected electrical inverters
- Comes complete with harnesses, control panel, auto-start, sound enclosure and remote fuel lift pump
- 5 Year limited warranty

FISCHER PANDA AGT 5000



Smaller

Lighter

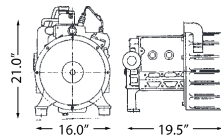
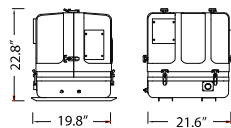
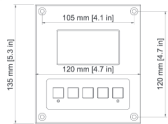
Efficient

FISCHER PANDA AGT 5000 SPECIFICATIONS

Output	5.0 kW
Voltage	12V
Peak Output	340A
Continuous Output	272A*
Engine Type	Kubota / Z482
Cylinders	2 cyl / 8.8 hp
Displacement	479 ccm / 29.23 cu.in.
Cooling	H / E
Dimensions (LWH)	21.6 x 19.8 x 22.8 inches
Weight (Wet)	288 lbs
Noise Level	54 dBa @ 7 Meters

*Generator set standard at 80% output for continuous use, for peak output contact Fischer Panda.

Remote Digital Panel



OPTIONAL ACCESSORIES

External Soft Motor Mounts
External Soft Motor Mounts for extra smooth operation.



Vented Loop
(anti-syphon valve) Recommended for all installations. Prevents water from siphoning back to the engine and minimizes potential electrolysis. Made with a stainless steel tube and nylon valve for long life and easy service.



Gas Separator
Exhaust water separator provides very low back pressure and extra quiet exhaust noise.



Low Profile Muffler
Low inlet muffler for installations where the muffler cannot be installed lower than the genset.



Fischer Panda®
The Most Powerful Generator You'll Never Hear!

4345 NE 12 Terrace, Oakland Park, Florida 33334

Call (800) 508-6494

Visit us at www.fischerpanda.com
or e-mail us at sales@fischerpanda.com

