




Atlas Copco



The background of the advertisement features a close-up of a black industrial screwdriver with a glowing green light at its tip. Overlaid on the screwdriver are several translucent blue wireframe diagrams of electronic circuit boards, showing various components and traces. The overall aesthetic is high-tech and industrial.

MicroTorque Smart Integrated Electronics

Get smart, connected
and efficient



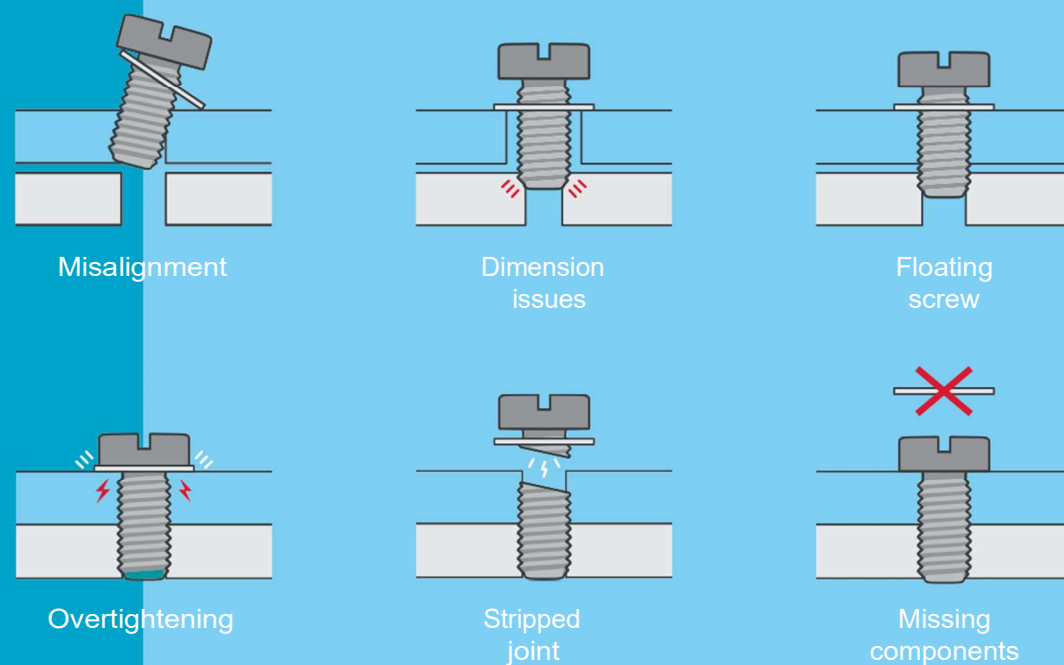
Assembly processes using screws...

... present several challenges. In electronics, precision is everything, and accurate screw tightening plays a crucial role in maintaining cost-efficiency and quality.

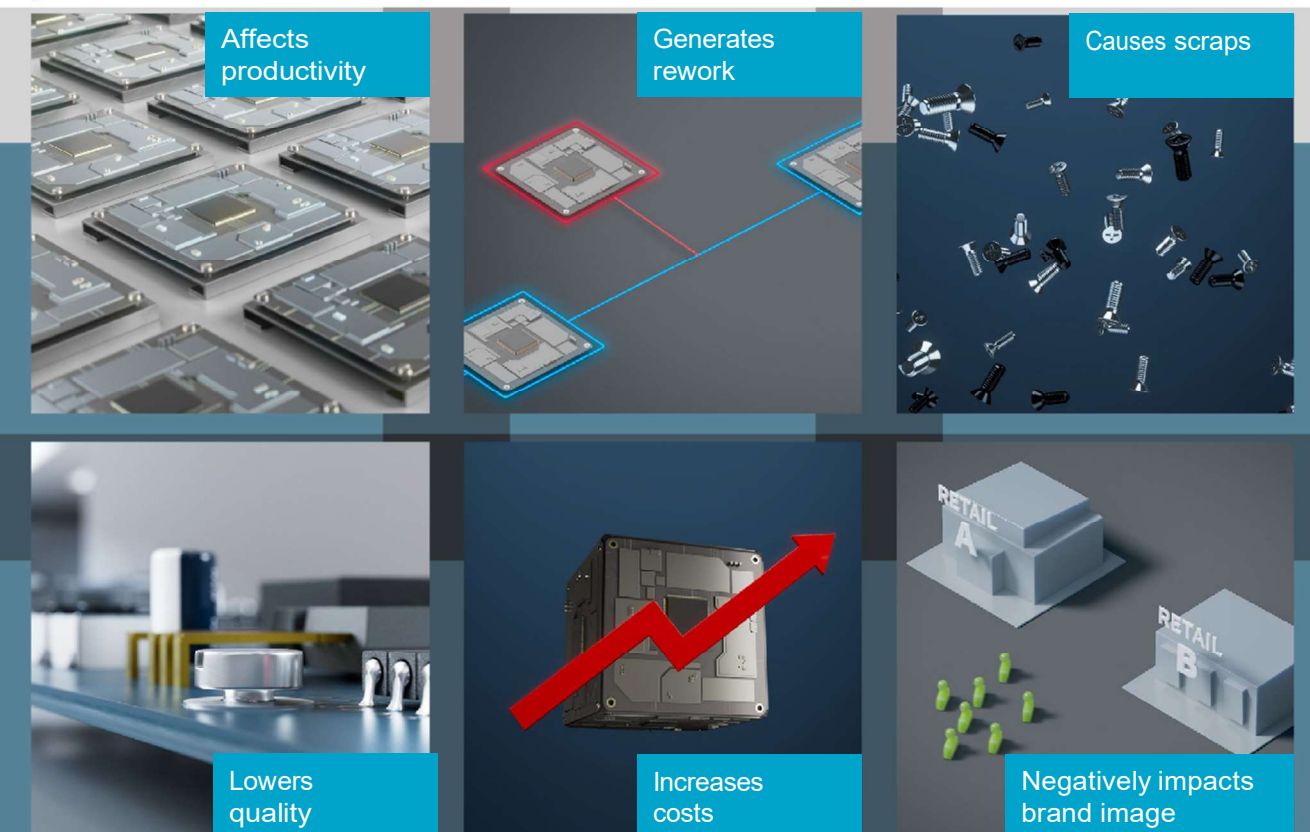
Proper tightening is absolutely vital within the semiconductor, consumer electronics, automotive, and medical industries.

The effects of incorrect tightening on production cannot be underestimated. These challenges are immensely complex to identify and adequately address.

Challenges



Effects on production



Smart Seating Strategies – more than just Torque and Angle

Customers using clutch screwdriver, only have the ability to measure torque. This type of tool has limitations on the quality control it can provide, as it depends on the materials to have consistent friction properties. This consistency is very hard to achieve due to the low torques in the Electronics Universe.

Even when customer uses a current controlled or transducerized tool, which are capable of measuring Torque and Angle parameters, it is possible to have False OK RESULTS due to parts variation.

Instead of the traditional Target Torque approach, Atlas Copco focus on measure the **Clamping Torque** since this is the best way to guarantee consistency on the parts even if each component has friction variations.

Clamp Torque is thus the measurement of the force between the screw head and the component it is seated on. Hence monitoring or targeting Clamp Torque can assist you to better understand the stress on a joint enabling customers to eliminate quality issues related to tightening.

Bringing connectivity to a new level...

... of low torque tightening, MTF6000 has a wide range of connection choices. Available on the back side of the controller.

MTF6000

The Brain Behind our Smart Tools, the MTF controller with the Tools Talk MT software lets you set up tightening processes to fit your production needs.

The controller can be used with three different IAMs, namely Basic, Smart Process and Smart Automation which enable different functionality levels.



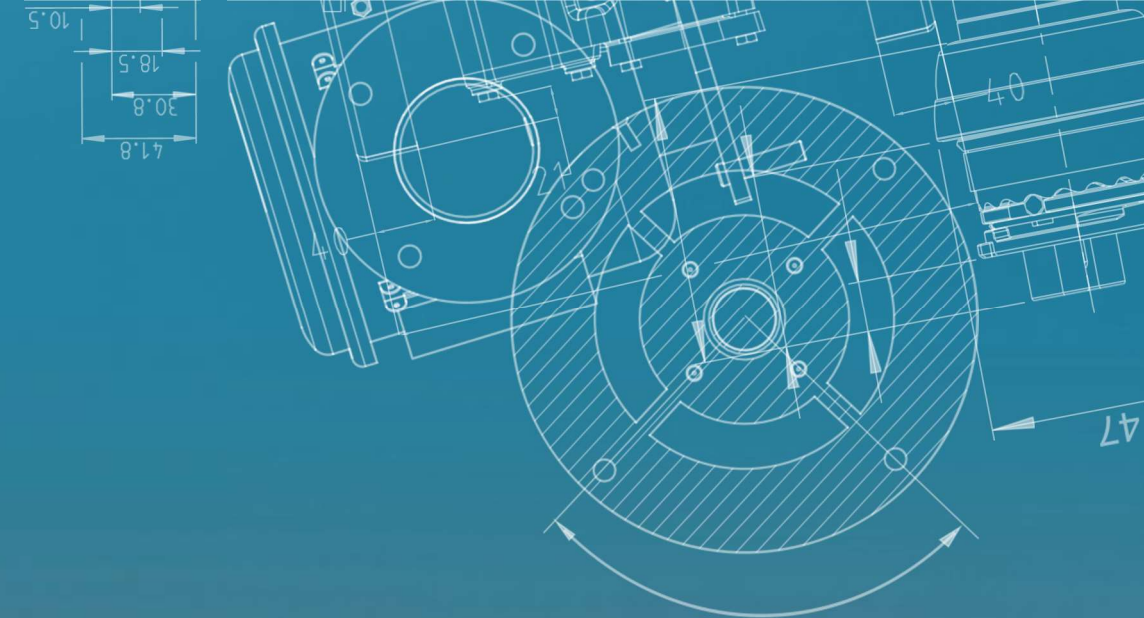
Smart Torque Seating Monitoring

Accurate clamp torque monitoring



Smart Seating Control Strategy

Automatic adjustment when tightening



ETD MT

With superior accuracy, ETD MT with built-in transducer can precisely measure the real torque applied on each screw, giving a more accurate and reliable tightening result.

- Torque Range from 2 cNm up to 500 cNm
- Full Process Monitoring
- True Torque Measurement
- Can work with the advanced tightening strategies which focus on more than Torque and Angle.



Transducerized tool accuracy

± 5%

This verifies that the standard deviation, % of mean, scatter is within 5,0%

Common for all tools

- Clean room certified
- Work with the smart tightening strategies of TSM and SCS
- ESD certified

Non-transducerized tool accuracy

± 7.5%

QMT

With compact and lightweight design, QMT has significant saving on robot size and weight capacity and ensure the maneuverability of the robot during tightening. QMT is designed to be easily attached to any robot for an automated workstation.

- Torque Range from 2cNm up to 500 cNm
- Full Process Monitoring
- True Torque Measurement
- Can work with the advanced tightening strategies which focus on more than Torque and Angle.



IAM Functionality Matrix

| | IAM Basic 8432 0852 11 | IAM Smart Process 8432 0852 25 | IAM Smart Automation 8432 0852 35 |
|---|---------------------------|-----------------------------------|--------------------------------------|
| Tightening | | | |
| Number of Psets | 50 | 150 | 999 |
| Multi Step Tightening | ✓ | ✓ | ✓ |
| Number of Tightening Steps | 5 | 10 | 15 |
| Number of Batch sequences | 20 | 50 | 100 |
| Batch Sequence – Batch Count | 250 | 250 | 250 |
| Batch Sequence – Steps | 30 | 30 | 30 |
| Number of identifiers | 20 | 50 | 100 |
| Torque & Angle Control | ✓ | ✓ | ✓ |
| Smart Engagement Step | | ✓ | ✓ |
| Angle Step | ✓ | ✓ | ✓ |
| Torque Step | ✓ | ✓ | ✓ |
| Smart Seating Control Strategy (SSCS) | | ✓ | ✓ |
| Smart Torque Seating Monitoring (STSM) | | ✓ | ✓ |
| Bit Slip Detection | | ✓ | ✓ |
| Damaged Thread Detection | | ✓ | ✓ |
| Friction Control Strategy | | ✓ | ✓ |
| Digital I/O Step | | | ✓ |
| Data Storage & Analysis | | | |
| Detailed Data Results Stored in the Controller | ✓ | ✓ | ✓ |
| Results – Data Storage | 100 000 | 100 000 | 100 000 |
| Graphs – Data Storage | | 1 000 | 1 000 |
| Download Results Data via USB Memory | ✓ | ✓ | ✓ |
| Download Graphs Data via USB Memory | | ✓ | ✓ |
| Realtime Trace Analysis – ToolsTalk MT (USB Only) | ✓ | ✓ | ✓ |
| Download Results Data via ToolsTalk | | | |
| Save Graphs via ToolsTalk Analysis (USB) | | ✓ | ✓ |
| Auto Save Graph via ToolsTak Analysis (USB Only) | ✓ | ✓ | ✓ |
| ToolsNet 8 Data Reporting | | ✓ | ✓ |
| Communication | | | |
| Configurable Digital I/Os | ✓ | ✓ | ✓ |
| Number of Digital I/Os (in/out) | (12/8) | (12/8) | (12/8) |
| Open Protocol (Microtorque Legacy) | | USB, RS232 | USB, RS232 |
| Open Protocol (Atlas Copco V2) | | USB, RS232, Ethernet | USB, RS232, Ethernet |
| Direct Communication with ToolsNet 8 | | ✓ | ✓ |
| Fieldbus Module Compatible | | | ✓ |
| URCaps Compatible | | | ✓ |
| Ports (Hardware) | | | |
| RS232 | 1 | 1 | 1 |
| Fieldbus | 1 | 1 | 1 |
| USB Device | 1 | 1 | 1 |
| USB Host | 1 | 1 | 1 |
| I/O Bus | 1 | 1 | 1 |
| Ethernet | 1 | 1 | 1 |
| Digital I/Os | (12/8) | (12/8) | (12/8) |
| Others | | | |
| Transducerized Tools | | ✓ | ✓ |
| Barcode Reader | ✓ | ✓ | ✓ |
| Quick Programing | ✓ | ✓ | ✓ |
| Password Protection | ✓ | ✓ | ✓ |
| Customized 3 Levels of Password Protection | ✓ | ✓ | ✓ |
| Remote Configuration via Ethernet | | ✓ | ✓ |
| Vacuum Pick Up Screw Detection | ✓ | ✓ | ✓ |

*MID2500 is only available with IAM MT Smart Automation

Software

Software feature comparison

| | Torque | Torque / Angle | Smart Torque Seating Monitoring (STSM) | Smart Seating Control Strategy (SSCS) |
|--|--------|----------------|--|---------------------------------------|
| Apply Target Torque | ✓ | ✓ | ✓ | ✓ |
| Control Takt Time/Speed of the Tool | | ✓ | ✓ | ✓ |
| Misaligned Screws | | ✓ | ✓ | ✓ |
| Floating Screws | | ✓ | ✓ | ✓ |
| Stripped Joints | | ✓ | ✓ | ✓ |
| Missing Components | | ✓ | ✓ | ✓ |
| If parts are not consistent: | | | | |
| Consistent Target Torque / Monitoring Clamping Torque (STSM) | | | ✓ | ✓ |
| Dynamic Target Torque / Consistent Clamping Torque (SSCS) | | | | ✓ |
| No Rework Required | | | | ✓ |

Smart Manufacturing Ecosystem

Microtorque tools and software solutions by Atlas Copco offer customers numerous advantages, including seamless integration with the broader Atlas Copco ecosystem. These tools are designed to work in harmony with solutions like ToolsNet and Industrial Location Guidance (ILG), enhancing the overall user experience.

One significant benefit is the incorporation of error-proofing solutions. By linking with ToolsNet and ILG, these tools help prevent errors in the tightening process, ensuring that fasteners are consistently and accurately tightened. This is especially critical in industries where precision and safety are top priorities.

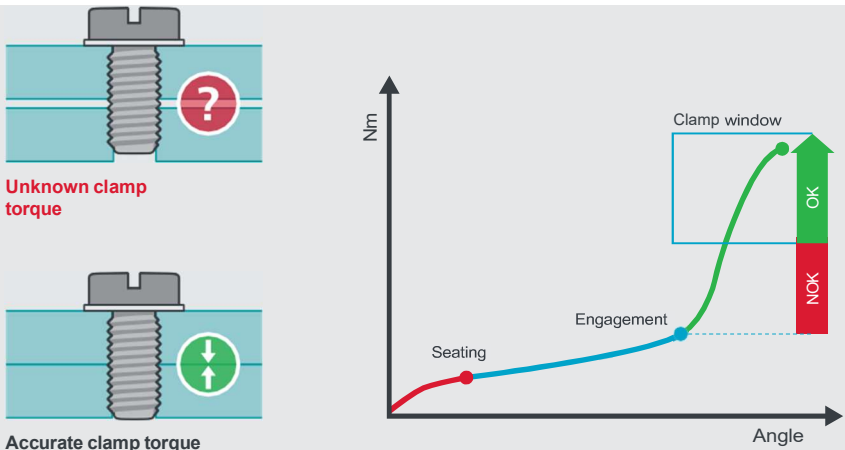
Moreover, the ToolsNet software provides users with the capability to analyze tightening trends, distinguishing between correct and incorrect procedures. This analytical feature empowers users to identify patterns and areas for enhancement in their tightening processes, ultimately facilitating the maintenance of quality and efficiency.

Furthermore, these solutions and many more contribute to reducing downtime. With error-proofing, precise tightening, and improved traceability, customers operations run more smoothly, resulting in less time spent on diagnosing and rectifying errors.

Smart Torque Seating Monitoring

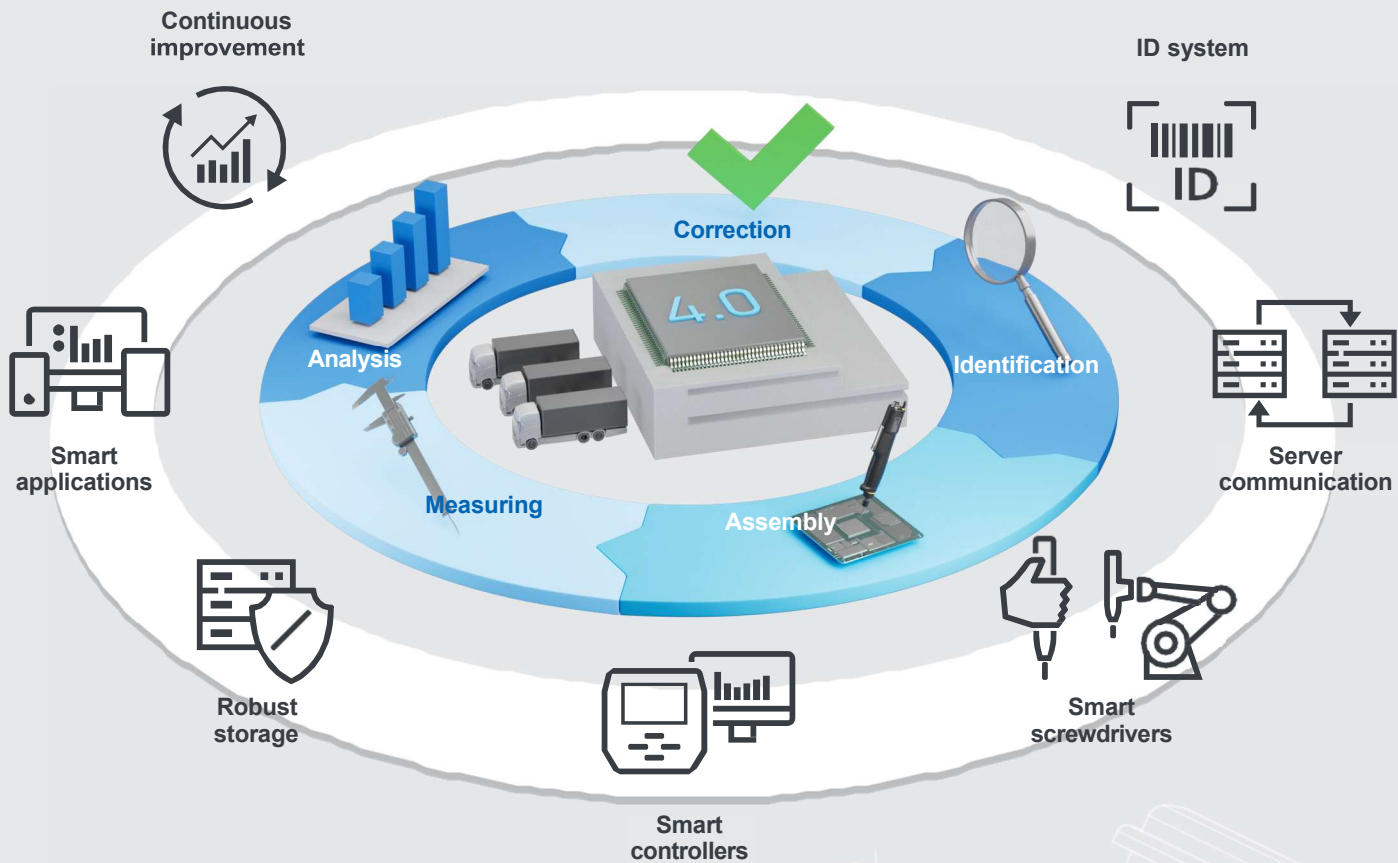
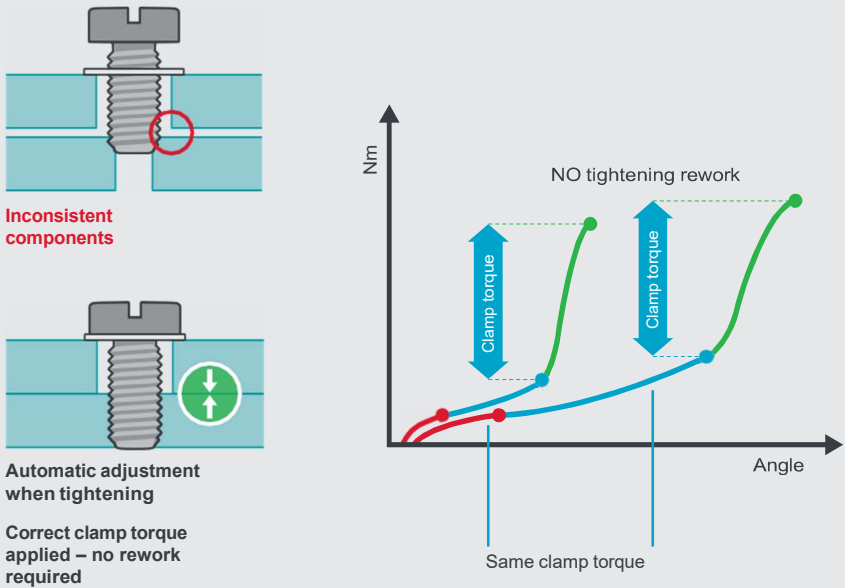
Torque Seating Monitoring is best suited where you are required to provide a peak target torque value while monitoring the clamp torque applied using pass and fail limits on the latter.

This strategy can detect Clamp Torque variation but not automatically compensate.



Smart Seating Control Strategy

Our most advanced tightening strategy monitors the seating point and then adjust the final torque to target the Clamp Torque. This means that any inconsistencies in your application based on friction variation between joints will be eliminated as the specified clamp torque will be met. This strategy can automatically compensate for any joint or process variation making it our most advanced tightening strategy.



Accessories and part numbers



MT FOCUS 6000

Controller & IAM

| Controller Unit | Ordering No. |
|-------------------------|--------------|
| MTF6000 | 8432 0851 00 |
| IAM MT Basic | 8432 0852 11 |
| IAM MT Smart Process | 8432 0852 25 |
| IAM MT Smart Automation | 8432 0852 35 |
| IAM MT QA | 8432 0852 40 |

*Please note that with only IAM QA, MTF6000 can be used as a stationary QA controller, if you need portability & agility, it is recommended to purchase the whole QA Station MT.



MTF6000 Portable Station

MTF6000 Portable Station

| Model | Ordering No. |
|--------------------------|--------------|
| MTF6000 Portable Station | 8432 0851 10 |

MTF6000 Portable Station includes:

- Holder
- MTF6000 controller
- 36V lithium battery

Please note that the following accessories need to be purchased separately:

- IAM
- MicroTorque tools
- Tool cable
- Power supply



QMC 21-05



QMC 21
QMC 41

Fixtured Screwdrivers – QMC range

| Model | Torque range | | Speed rpm | Length mm | Overall width mm | Weight | | Bit Drive | Ordering No. |
|-----------------------------|--------------|------------|-----------|-----------|------------------|--------|------|-----------|--------------|
| | cNm | in lb | | | | kg | lb | | |
| Fixtured current controlled | | | | | | | | | |
| QMC 21-05-HM4 | 1.2–5 | 0.11–0.44 | 1500 | 124 | 57 | 0.3 | 0.46 | HM4 | 8432 0844 05 |
| QMC 21-10-HM4 | 3.0–10 | 0.27–0.89 | 1500 | 178 | 57 | 0.3 | 0.66 | HM4 | 8432 0844 10 |
| QMC 21-25-HM4 | 5.5–25 | 0.49–2.21 | 1000 | 178 | 57 | 0.3 | 0.65 | HM4 | 8432 0844 25 |
| QMC 41-50-HM4 | 12.5–50 | 1.11–4.42 | 2000 | 200 | 65 | 0.6 | 1.32 | HM4 | 8432 0844 52 |
| QMC 41-100-HM4 | 25.0–100 | 2.21–8.85 | 2000 | 200 | 65 | 0.6 | 1.32 | HM4 | 8432 0844 53 |
| QMC 41-50-I06 | 12.5–50 | 1.11–4.42 | 2000 | 205 | 65 | 0.6 | 1.32 | 1/4" Hex | 8432 0844 61 |
| QMC 41-100-I06 | 25.0–100 | 2.21–8.85 | 2000 | 205 | 65 | 0.6 | 1.32 | 1/4" Hex | 8432 0844 62 |
| QMC 41-150-I06 | 37.5–150 | 3.32–13.27 | 1000 | 213 | 65 | 0.6 | 1.32 | 1/4" Hex | 8432 0844 63 |
| QMC 41-250-I06 | 62.5–250 | 5.53–22.13 | 850 | 224 | 65 | 0.7 | 1.54 | 1/4" Hex | 8432 0844 64 |

* Ordering number for screwdriver only. Tool cable, controller and PSU need to be ordered separately.



QMT 41



QMT21

Fixtured Screwdrivers – QMT range

| Model | Torque range | | Speed rpm | Length mm | Overall width mm | Weight | | Bit Drive | Ordering No.* |
|-------------------------|--------------|-------------|-----------|-----------|------------------|--------|------|-----------|---------------|
| | cNm | in lb | | | | kg | lb | | |
| Fixtured transducerized | | | | | | | | | |
| QMT 21-10-HM4 | 2 - 10 | 0,18 - 0,89 | 2000 | 183 | 22 | 0,30 | 0,66 | HM4 | 8432084310 |
| QMT 41-50-HM4 | 10 - 50 | 0,9 - 4,4 | 2000 | 204 | 30 | 0,61 | 1,30 | HM4 | 8432084350 |
| QMT 41-100-HM4 | 20 - 100 | 1,8 - 8,9 | 2000 | 204 | 30 | 0,61 | 1,30 | HM4 | 8432084360 |
| QMT 41-50-I06 | 10 - 50 | 0,9 - 4,4 | 2000 | 209 | 30 | 0,61 | 1,30 | 1/4" Hex | 8432084351 |
| QMT 41-100-I06 | 20 - 100 | 1,8 - 8,9 | 2000 | 209 | 30 | 0,61 | 1,30 | 1/4" Hex | 8432084361 |
| QMT 41-150-I06 | 30 - 150 | 2,7 - 13,3 | 1000 | 217 | 30 | 0,63 | 1,40 | 1/4" Hex | 8432084370 |
| QMT 41-250-I06 | 50 - 250 | 4,4 - 22,1 | 750 | 217 | 30 | 0,63 | 1,40 | 1/4" Hex | 8432084380 |

* Ordering number for screwdriver only. Tool cable, controller and PSU need to be ordered separately.



ETD M08



ETD M250

Handheld Screwdrivers – ETD M ABL V2 range

| Model | Torque range | | Speed rpm | Length mm | Overall width mm | Weight | | Bit Drive | Ordering No.* |
|---|--------------|------------|-----------|-----------|------------------|--------|------|-----------|---------------|
| | cNm | in lb | | | | kg | lb | | |
| Handheld current controlled, without push-to-start | | | | | | | | | |
| ETD M08 ABL V2 | 2–8 | 0.18–0.7 | 1350 | 185 | 29 | 0.30 | 0.66 | HM 4 | 8432 0815 18 |
| ETD M20 ABL V2 | 5–20 | 0.44–1.77 | 900 | 185 | 29 | 0.30 | 0.66 | HM 4 | 8432 0815 21 |
| ETD M27 ABL V2 | 7.5–27 | 0.66–2.4 | 900 | 185 | 29 | 0.30 | 0.66 | HM 4 | 8432 0815 27 |
| Handheld current controlled, configurable push-to-start | | | | | | | | | |
| ETD M50 ABL V2 | 15–50 | 1.33–4.4 | 1000 | 238 | 36 | 0.61 | 1.37 | HM 4 | 8432 0815 50 |
| ETD M80 ABL V2 | 20–80 | 1.77–7.1 | 1100 | 238 | 36 | 0.61 | 1.37 | HM 4 | 8432 0815 80 |
| ETD M120 ABL V2 | 30–120 | 2.7–10.6 | 900 | 240 | 43 | 0.65 | 1.43 | 1/4" Hex | 8432 0815 82 |
| ETD M200 ABL V2 | 50–200 | 4.42–17.7 | 700 | 240 | 43 | 0.65 | 1.43 | 1/4" Hex | 8432 0815 84 |
| ETD M250 ABL V2 | 75–250 | 6.64–22.13 | 700 | 240 | 43 | 0.65 | 1.43 | 1/4" Hex | 8432 0815 86 |

* Ordering number for screwdriver only. Tool cable, controller and PSU need to be ordered separately.

ETD MT41



ETD MT21

Handheld Screwdrivers – ETD MT range

| Model | Torque range | | Speed rpm | Length mm | Overall width mm | Weight | | Bit Drive | Ordering No.* |
|-------------------------|--------------|-----------|-----------|-----------|------------------|--------|------|-----------|---------------|
| | cNm | in lb | | | | kg | lb | | |
| Handheld transducerized | | | | | | | | | |
| ETD MT 21-10-HM4 | 2–10 | 0,18–0,89 | 2000 | 226 | 32 | 0,35 | 0,77 | HM4 | 8432084510 |
| ETD MT 41-50-HM4 | 10–50 | 0,9–4,4 | 2000 | 248 | 34 | 0,60 | 1,32 | HM4 | 8432084550 |
| ETD MT 41-100-HM4 | 20–100 | 1,8–8,9 | 2000 | 248 | 34 | 0,60 | 1,32 | HM4 | 8432084560 |
| ETD MT 41-50-I06 | 10–50 | 0,9–4,4 | 2000 | 254 | 34 | 0,65 | 1,43 | 1/4" Hex | 8432084551 |
| ETD MT 41-100-I06 | 20–100 | 1,8–8,9 | 2000 | 254 | 34 | 0,65 | 1,43 | 1/4" Hex | 8432084561 |
| ETD MT 41-150-I06 | 30–150 | 2,7–13,3 | 1000 | 254 | 34 | 0,65 | 1,43 | 1/4" Hex | 8432084570 |
| ETD MT 41-250-I06 | 50–250 | 4,4–22,1 | 750 | 254 | 34 | 0,65 | 1,43 | 1/4" Hex | 8432084580 |

* Ordering number for screwdriver only. Tool cable, controller and PSU need to be ordered separately.

Accessories and part numbers

| Cables QMC, QMT, ETD M ABL V2, ETD MT | Ordering No. |
|---------------------------------------|--------------|
| 1.5 m | 8432 0835 15 |
| 2 m | 8432 0835 20 |
| 3.5 m | 8432 0835 35 |
| 5 m | 8432 0835 50 |



Tool Cable

| MTF6000 Power Supply Units | Ordering No. |
|--|--------------|
| 36V/180W ETD M ABL V2 & QMC, all tools | 8432 0840 02 |



Power Supply Unit

| Multi Charger & Extra Battery (Optional) * | Ordering No. |
|--|--------------|
| Multicharger 18-36V | 4211 6083 84 |
| Extra Lithium Battery 36 V | 4211 6083 86 |

* The charging rate of the multi charger is higher than normal power supply. This is an optional product for customers who prefer a higher charging rate.



Multicharger

Extra Lithium Battery

Vacuum Adapters

| Model | Nozzle Ø mm | Tool Bit Drive | Tool Model | Ordering No. |
|-------------------|-------------|----------------|------------------------------|--------------|
| QC Vacuum Adapter | 5.8 | HM4 | ETD MT | 8432 0770 60 |
| QC Vacuum Adapter | 9.8 | ¼" HEX | ETD MT | 8432 0770 61 |
| QC Vacuum Adapter | 5.8 | HM4 | QMC 21, ETD M ABL V2, QMT 21 | 8432 0770 62 |
| QC Vacuum Adapter | 9.8 | ¼" HEX | QMC 41, QMT 41 | 8432 0770 63 |
| QC Vacuum Adapter | 5.8 | HM4 | QMC 41, QMT 41 | 8432 0770 64 |
| QC Vacuum Adapter | 9.8 | ¼" HEX | ETD M ABL V2 | 8432 0770 65 |
| QC Vacuum Adapter | 11.8 | ¼" HEX | ETD MT | 8432 0770 66 |
| QC Vacuum Adapter | 11.8 | ¼" HEX | QMC 41, QMT 41 | 8432 0770 67 |
| QC Vacuum Adapter | 11.8 | ¼" HEX | ETD M ABL V2 | 8432 0770 68 |



Vacuum Adapters for ETD M, QMC and QMT

Vacuum Nozzles

| Model | Nozzle Ø mm | Ordering No. |
|-----------------------------------|-------------|--------------|
| Plastic Nozzle – HM4 (5 pack) | 5.8 | 4216 2912 90 |
| Plastic Nozzle – ¼" HEX (5 pack) | 9.8 | 4216 2937 90 |
| Metallic Nozzle – HM4 (1 pack) | 5.8 | 8432 5251 00 |
| Metallic Nozzle – ¼" HEX (1 pack) | 9.8 | 8432 5251 01 |
| Plastic Nozzle – HM4 (1 pack) | 11.8 | 4216 2937 91 |
| Metallic Nozzle (1 pack) | 11.8 | 8432 5251 02 |



Vacuum Adapters for QMT

| Vacuum Pump | Ordering No. |
|----------------------|--------------|
| Smart Vacuum Pump MT | 8432 0854 00 |



Smart Vacuum Pump

| Fieldbus Module | Ordering No. |
|-----------------------|--------------|
| EtherCAT Module MT | 8432 0853 10 |
| Profinet Module MT | 8432 0853 20 |
| Ethernet/IP Module MT | 8432 0853 30 |



Fieldbus Module



SDS SR



SDS

| Screw Dispenser System | Screw Size | Ordering No. |
|------------------------------------|-------------|--------------|
| Screw dispenser for magnetized bit | | |
| SDS | M 1.0 – 5.0 | 8432 0830 00 |
| Screw dispenser for vacuum pick up | | |
| SDS SR 10 | M 1.0 | 8432 0870 30 |
| SDS SR 12 | M 1.2 | 8432 0870 32 |
| SDS SR 14 | M 1.4 | 8432 0870 34 |
| SDS SR 17 | M 1.7 | 8432 0870 31 |
| SDS SR 20 | M 2.0 | 8432 0870 33 |
| SDS SR 23 | M 2.3 | 8432 0870 35 |
| SDS SR 26 | M 2.6 | 8432 0870 36 |
| SDS SR 30 | M 3.0 | 8432 0870 37 |

Offset Gear Tooling

| Model | Torque range cNm | From the bit center to the Front End mm | Height of the OSG mm | Ordering No.* |
|--------------------|---------------------|---|-------------------------|---------------|
| Current controlled | | | | |
| ETD M08 ABL V2 OG | 2–8 | 2.3 | 41.1 | 8432 0815 81 |
| QMC 21-08-OG | 3–8 | 2.3 | 41.1 | 8432 0844 79 |
| QMC 41-50-HM4-OG | 18–50 | 5 | 43.5 | 8432 0844 81 |

* Ordering number for screwdriver only. Tool cable, controller and PSU need to be ordered separately.



ETD M08 ABL V2 OG



QMC 21-08-OG

QA Station MT & IAM QA

| Model | Ordering No. |
|---------------|--------------|
| QA Station MT | 8432 0855 00 |

QA Station MT includes:

- Holder
- MTF6000 controller
- 0,23 m transducer cable
- 36V lithium battery

Please note that the following accessories need to be purchased separately:

- IAM QA
- Test joints
- Bits for test joints
- Transducers
- Power supply



QA Station MT



Static Transducer

Static Transducer MT TS Range

| Model | cNm | lb | Drive | Overall Length | Ordering No. |
|-----------|-----|-------|----------|----------------|--------------|
| MT TS 1 | 1 | 0,09 | Ø 3 mm | 87 | 8432 0822 20 |
| MT TS 2 | 2 | 0,18 | Ø 3 mm | 87 | 8432 0822 21 |
| MT TS 5 | 5 | 0,44 | Ø 3 mm | 87 | 8432 0822 22 |
| MT TS 10 | 10 | 0,88 | Ø 3 mm | 87 | 8432 0822 23 |
| MT TS 20 | 20 | 1,77 | Ø 3 mm | 87 | 8432 0822 24 |
| MT TS 50 | 50 | 4,42 | 1/4" HEX | 104,5 | 8432 0822 25 |
| MT TS 100 | 100 | 8,85 | 1/4" HEX | 104,5 | 8432 0822 26 |
| MT TS 200 | 200 | 17,70 | 1/4" HEX | 104,5 | 8432 0822 27 |
| MT TS 500 | 500 | 44,25 | 1/4" HEX | 103 | 8432 0822 28 |



In-line Rotary Transducer



Transducer cable



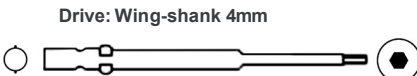
Test Joints



Hex bits



Drive: half moon 4mm



Drive: Wing-shank 4mm



Drive: 1/4" Hexagon, Style E6.3

In-line Rotary Transducer MT TRA Range

| Model | cNm | lb | Drive | Overall Length | Ordering No. |
|------------|-----|-------|----------|----------------|--------------|
| MT TRA 50 | 50 | 4,42 | 1/4" HEX | 105 | 8432 0820 45 |
| MT TRA 100 | 100 | 8,85 | 1/4" HEX | 105 | 8432 0820 46 |
| MT TRA 200 | 200 | 17,70 | 1/4" HEX | 105 | 8432 0820 47 |
| MT TRA 500 | 500 | 44,25 | 1/4" HEX | 105 | 8432 0820 48 |

| Transducer cable | Ordering No. |
|--------------------------|--------------|
| Transducer Cable 0, 23 m | 8432 0822 31 |
| Transducer Cable 1, 8 m | 8432 0822 30 |

Test Joints

| Model | cNm | Drive | Screw Head Profile | Ordering No. |
|---------------|----------|----------|--------------------|--------------|
| M6 Soft joint | 500-1000 | 1/4" HEX | HEX 5mm | 8432 0833 62 |
| M6 Soft joint | 200-500 | 1/4" HEX | HEX 5mm | 8432 0833 61 |
| M4 Soft joint | 27-200 | 1/4" HEX | HEX 3mm | 8432 0833 60 |
| M3 Soft joint | 5-27 | 1/4" HEX | HEX 2,5mm | 8432 0833 59 |
| M3 Soft joint | 5-27 | Ø 3 mm | HEX 2,5mm | 8432 0833 58 |
| M2 Soft joint | 0-10 | 1/4" HEX | HEX 1,5mm | 8432 0833 57 |
| M2 Soft joint | 0-10 | Ø 3 mm | HEX 1,5mm | 8432 0833 56 |
| M6 Hard joint | 200-1000 | 1/4" HEX | HEX 5mm | 8432 0833 55 |
| M4 Hard joint | 27-200 | 1/4" HEX | HEX 3mm | 8432 0833 54 |
| M3 Hard joint | 5-27 | 1/4" HEX | HEX 2,5mm | 8432 0833 53 |
| M3 Hard joint | 5-27 | Ø 3 mm | HEX 2,5mm | 8432 0833 52 |
| M2 Hard joint | 0-10 | 1/4" HEX | HEX 1,5mm | 8432 0833 51 |
| M2 Hard joint | 0-10 | Ø 3 mm | HEX 1,5mm | 8432 0833 50 |

Hex Bits for Test Joints

| Screw Head Profile | Length (mm) | Ordering No. |
|--------------------|-------------|--------------|
| HEX 1,5mm | 44 | 4023 0002 41 |
| HEX 2,5mm | 44 | 4023 0002 43 |
| HEX 3mm | 44 | 4023 0002 44 |

| | | |
|-----------|----|--------------|
| HEX 1,5mm | 60 | 4023 0002 60 |
| HEX 2,5mm | 60 | 4023 0002 62 |
| HEX 3mm | 60 | 4023 0002 63 |

| | | |
|-----------|----|-------------|
| HEX 2,5mm | 49 | 4023 131200 |
| HEX 3mm | 49 | 4023 071000 |
| HEX 4mm | 49 | 4023 071100 |
| HEX 5mm | 49 | 4023 071200 |



To learn more, visit:

<https://keystoneassembly.com/atlas-copco>



Atlas Copco

Keystone Assembly Solutions, LLC

401 West King Street

East Berlin, PA 17316

Phone: 844-KAS-TOOL (844-527-8665)

www.keystoneassembly.com