


MAXADAPTOR®


ONE&DONE™

Installation Instructions


- NOTE:**
- ▶ Coupling should not be disassembled
 - ▶ Do not use an impact gun
 - ▶ Tension clamp is lubricated to prevent galling during installation with a cordless drill
 - ▶ For non-pressure, gravity flow sewer applications only




Measure outside diameters of the two pipes to be joined, ensuring diameters fall within pipe size chart (found on back side of document).



Ensure gasket is centered and properly engaged inside nylon securing cage (see insert) before tightening tension clamp. Tighten to 80 in/lbs. minimum torque.



Install MAXADAPTOR® Coupling over the large pipe end. If required, lubricate large pipe end with a soapy water solution and loosen tension clamps to no more than five (5) serrations from strap end (see insert).



Insert the smaller pipe into MAXADAPTOR® Coupling and take up all slack in coupling with a cordless drill or socket wrench. Complete the installation by tightening the tension clamp to 80 in/lbs. minimum torque.



MAXADAPTOR®

ONE&DONE™

PIPE MATERIAL	4"	5"	6"	8"	10"	12"	14"	15"	16"	18"
Clay										
Mission Clay	5.37	6.65	7.68	9.90	12.43	14.46		18.30		22.30
Building Products Clay	5.20		7.75	9.80	12.40	14.40		18.25		22.25
Eastern Standard Clay	5.23	6.31	7.44	9.84	11.99	14.36		18.20		21.93
Gladding/McBean Clay	5.36		7.82	9.99	12.47	14.52		18.03		21.47
Pacific Clay	5.36		7.93	9.93	12.88	15.30		18.60		22.40
Metal										
No Hub Cast Iron	4.38	5.30	6.30	8.38	10.56	12.50		15.83		
Service Weight Cast Iron	4.30	5.30	6.30	8.38	10.50	12.50		15.88		
Extra Heavy Cast Iron	4.50	5.50	6.50	8.62	10.75	12.75		15.88		
Ductile Iron	4.80		6.90	9.05	11.10	13.20	15.30		17.40	19.50
Steel	4.50	5.56	6.62	8.62	10.75	12.75	14.00		16.00	18.00
Copper	4.13	5.13	6.13	8.13	10.13					
Stainless Steel	4.00	5.00	6.00	8.00	10.00					
Duriron®	4.75		6.69	9.00	11.25	13.25		16.75		
Plastic										
Schedule 40 Plastic	4.50	5.56	6.62	8.62	10.75	12.75	14.00		16.00	18.00
Thinwall Plastic PVC (ASTM 3033) - SDR 26	4.21		6.27	8.16	10.20	12.24				
Thinwall Plastic PVC (ASTM 3034) - SDR 35	4.21		6.27	8.40	10.50	12.50		15.30		18.70
Thinwall Plastic ABS (ASTM 2751)	4.21	5.30	6.27	8.40	10.50	12.50				
Miscellaneous										
Armco Truss				9.40	11.80	14.10				
Bituminous Fiber/ Orangeberg	Min. 4.64	Min. 5.82	Min. 6.92	Min. 9.14	Min. 11.24	Min. 13.44				
Asbestos Cement Class 1500 - Transite	4.81	5.90	6.92	9.02	11.12	13.22	15.30	16.34	17.38	
Concrete	Min. 5.50	Min. 6.50	Min. 7.50	Min. 10.00	Min. 12.45	Min. 14.50		Min. 19.60		Min. 22.50

U.S. Patent Nos. US 8,651,532 B2 & US 8,635,747 B2