


☐

I'm not robot


reCAPTCHA

Submit

Please see the attached file for more details

Please read the useful sentence in official English. You can use it in your email, in emails when you want someone to view an attachment file. In this article we will look at how to say: Look at the officially added method and suggest some good alternatives. This work is really good: I have attached to see the attached file, please see the attachment shared with you. The attachment you are sharing the file with is the link below with the gender of the attachment in the attachment. CHECK ALL ATTENTION BED BELOW: PLEASE CHECK EVERYTHING INCLUDED, THIS AND AND view the attached file. These alternatives are great for showing someone that an attachment is ready to be viewed. After reading the email, a reminder email to review it.1. I don't have to point someone to an attachment and ask them to look at it. Simply appending the letter "I" is enough to let the recipient know that you want them to view the attached file or document. Use this as another way to say "View attachment" when I don't want anyone to see something. "View attachment" seems like an empty question because the recipient will almost always see the attachment without being asked. .

DEAR HAROLD, I have attached a letter to help you understand what I am talking about. Does it meet your needs? Best wishes, Dean2. Here's a great example of how to mention an attachment in an email. in a letter without exaggeration.




These alternatives are great for showing someone that an attachment is ready to be viewed. After reading the email, a reminder email to review it.1. I don't have to point someone to an attachment and ask them to look it up.

Simply appending the letter "I" is enough to let the recipient know that you want them to view the attached file or document. Use this as another way to say "View attachment" when I don't want anyone to see something. "View attachment" seems like an empty question because the recipient will almost always see the attachment without being asked.

DEAR HAROLD, I have attached a letter to help you understand what I am talking about. Does it meet your needs? Best wishes, Deana2. Here's a great example of how to mention an attachment in an email, in a letter without exaggeration. Indicates that you are sending an attachment here and want someone to view it. See. You have to take it for granted that they will see the attachment if there is a link in the email, in the letter. Duncan, here's the bill you asked for. I hope you can bypass the payments3 * XE2 \ X80 \ X9csiehe Appendix \ Xe2 \ X80 \ X9D is a useful expression in formal English.


[illegible][illegible]



Amy Malka (z3n-professional)

Jan 30, 13:18 PST

Please see the attached document and let us know if you have questions.



Amy Welch

Jan 30, 13:17 PST

Where can I find out more about Social Messaging?

This email is a service from z3n-professional. Delivered by [Zendesk](#) | [Privacy Policy](#)

[illegible][illegible]

Simply appending the letter "I" is enough to let the recipient know that you want them to view the attached file or document. Use this as another way to say "View attachment" when I don't want anyone to see something. "View attachment" seems like an empty question because the recipient will almost always see the attachment without being asked.

DEAR HAROLD, I have attached a letter to help you understand what I am talking about. Does it meet your needs? Best wishes, Dean2. Here's a great example of how to mention an attachment in an email. In a letter without exaggeration.

ATTACHMENTS

How to refer to attachments?

- Attached, you will find....
- I am sending you a survey to complete, attached.
- In the attached document, you will find...
- Please find attached my resume.
- Please find attached the invoice.
- I have attached a copy of...
- The report is attached.

📄 Complete handout 7 on referring to attachments.

In this article we will look at how to say: Look at the officially added method and suggest some good alternatives. This work is really good: I have attached to see the attached file, please see the attachment shared with you. The attachment you are sharing the file with is the link below with the gender of the attachment in the attachment. CHECK ALL ATTENTION BED BELOW: PLEASE CHECK EVERYTHING INCLUDED, THIS AND AND view the attached file. These alternatives are great for showing someone that an attachment is ready to be viewed. After reading the email, a reminder email to review it.1. I don't have to point someone to an attachment and ask them to look at it. Simply appending the letter "I" is enough to let the recipient know that you want them to view the attached file or document. Use this as another way to say "View attachment" when I don't want anyone to see something. "View attachment" seems like an empty question because the recipient will almost always see the attachment without being asked.

. DEAR HAROLD, I have attached a letter to help you understand what I am talking about. Does it meet your needs? Best wishes, Dean2. Here's a great example of how to mention an attachment in an email. in a letter without exaggeration. Indicates that you are sending an attachment here and want someone to view it. See. You have to take it for granted that they will see the attachment if there is a link in the email. in the letter. Duncan, here's the bill you asked for. I hope you can bypass the paymentB \XE2 \X80 \X9csiehe Appendix \Xe2 \X80 \X9D is a useful expression in formal English. You can use it in your emails if you want someone to look at the attached file. In this article we take a look at how to say \xe2 \x80 \x9c, the appendix officially \xe2 \x80 \x9d and present some good alternatives. The following functions work very well: I would like to see a preview of the common connections in the attached file, I share the connection with you \xe2 \x80 \x99m I provide you with the file xe2 \x80 \x99s, the appendix checks the Attachment. You can also say that \xe2 \x9csiehe appendix \xe2 \x80 \x9d are the attachments \xe2 \x80 \x9ci, \xe2 \x80 \xe2 \x80 \x9. H. \XE2 \X80 \X9D and \XE2 \x80 \x9c see attached file. \XE2 \X80 \X9D These alternatives are ideal for showing someone that your appendix is ready for viewing. This reminds you to check again after reading the email. You don't have to refer anyone to an attachment and ask for \xe2 \x80 \x9csee \xe2 \x80 \x9d. A simple attachment \xe2 \x80 \x9ci \xe2 \x80 \x9d is sufficient to tell the recipient that he should see the attached file or the attached document. X9CSiehe Appendix \Xe2 \X80 \X9D If you don't want someone to refer to something \XE2 \x80 \x9cseeing \Xe2 \x80 \x9d. \XE2 \x80 \x9csee Attachment \XE2 \x80 \x9d seems to be a wasted request, since the recipient almost always sees the appendix without having to ask about it. Xe2 \x80 \x99m related to. Does that correspond to your needs? All the best, Dean2. Here \XE2 \x80 \x9what is \xe2 \x80 \x9d is a great example of how to mention an attachment in an email without complication. This means that you present an appendix \XE2 \x80 \x9chere \xe2 \x80 \x9d and someone looks at it.Included in this. I hope this will answer your question. Sincerely, Fiona4. Look at the attached file, look at the attached file, this is another excellent formal alternative. This shows that someone should pay attention to the information in the attached file or document. It is best to add a noun here to show what someone wants to look at. This makes them understand that you have learned important information, and appreciate their desire to see it and find out what they think. Matildo, look at the attached document and express my opinion to me. I try to quickly solve the schedule. Sincerely, Perry5. I share with you to share with you, a relative is an excellent opinion in an official email. He shows your intention, sharing the file with someone who is connected. He tells them that you have something ready, and they need to know about the connection before learning more. You can use it to direct someone to invest. This shows that the connection can be important, but not too necessary for the reader. If they do not have time to see this, they do not have to do it at once. Juliet, I am sharing with you a resume to discuss a new candidate. Your prospects will impress me. All the best, Taylor6. I share a file with you. I share with you a file and show that someone should view the file, especially if it concerns the previous conversation. This gives them the opportunity to attach a file that you want to check and confirm. This encourages the reader to find out what the file may contain. If you talked about this before, the reader probably knows how to help you. Martin, I will give you a file that I use in a presentation. Does everything that mLearn what they already know. Most people disagree with this. Dear Alby, You can find the attachment below. This is a screenshot attached to the issues we are facing. I think this will help our needs. Best regards, SARA8. "See Addendum' is a great official alternative. This shows that something from you and -Hail is connected to the attachment that you sent to you. You should use it if you want your readers to "point" to an attachment when they have questions about your e-mail. This gives the reader an opportunity to become familiar with the attachment. If you have something important to share, this sentence will do wonders. This shows them that they need to pay attention to everything that is written in the appendix. Dear Peter, you can find the updated file in the attachment. It should now contain all the important information on these topics. Regards, Steven9. It's in the appendix ... precisely in the appendix ... it's a direct education that shows that something is explained elsewhere. This informs the reader that they will find what they are looking for in the "appendix" because you chose to put it there. This usually keeps things concise and simple for the reader to navigate. This ensures they know what you're talking about and helps them specify specific information in the "attachment". Dear Travis, There have been changes to the program. It is attached, so I would appreciate it if you could check it out. Good luck Lauren10. "Attachment desire" is a target synonym for showing that you are confident that attachment will help someone understand something. Using "will" here is a good thing if you know the attachment will help someone understand what you're talking about. Will is a safe choice of verb. It shows that you think the attachment contains everything someone should know. It's nice to use it to send emails as well. Mail to people of your choice"Checking" does not include a cover of all parts so that you can encourage someone to scan your affection and miss certain things. Hi, Dwayne, check the investment if you have the opportunity. I would like to know your opinion about the current situation. Regards, Yuri. Is it right to say "please, see" attached "? "Please see what they teach," in one sentence is true. You must use it if the "application" is the only expression contained in your e -mail sentence. See Attachment. I added several options to help them. Since the only expression of the sentence "see. Appendix "works well. It's nice to say it yourself, but you should not use it if the "application" changes the "file". Example: see the attached file. Here, the "vision of the attached file" seems very shocking. It does not look good in a formal context, because the word is absent. This is enough to restore an additional word and meaning for things: look at the attached file. You must "see" if you use ", see the attached file." The inclusion of the "file" at the end of the sentence "requires" provide the file in question. This will help you be more professional and the recipient is given to management. "Please look at the attached file", it seems, hastily and wrong. Avoid it in this training. Martin has a master's degree in finance and international trade. He has six years of experience in professional communication with clients, managers and colleagues. He also has experience in teaching at the University of Aarhus. Martin was described as an expert on communications and education for Forbes and Shopify. To learn more about Martin, click here. Research. These examples may include conversational texts. Details about your reference elements are valid (see the attached file). Retail sellers must limit the number of customers. Requests to Genepos or Dis