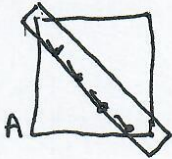
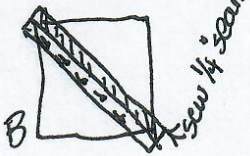


April Showers - Lotto Block (BRODERIE PURSE)
MAY

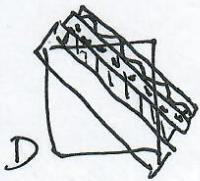

Fabrics: a 13" square, muslin preferable, for foundation
assorted strips of fabric, NONE thinner than $\frac{3}{4}$ "
in blues, greys, greens for rain. (assorted widths)



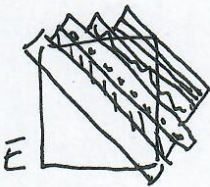
Pin your first color strip on the diagonal of the muslin face up. Pin to the side



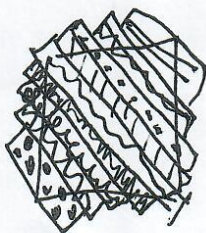
Lay your next strip, right side down, onto the first strip and sew a $\frac{1}{4}$ " seam. Flip this strip over and press open, as in figure C. Continue with different widths until the corner.



Your last piece on the corner should not be LESS THAN 1". The winner will be squaring up the blocks and will need that extra fabric to cover the corner.



Remove pins from center strip and repeat above to the other corner



leave the overlaps! again, it will help the Winner even up all the blocks

Marge



Hymn Shower - Loto Block
Fabrics: a 13" square, muslin preferable
assorted strips of fabric
in blues, greys, green
Pin you first
muslin -

