



Bay Oaks Newsletter

June 2024

June Business Meeting

The June business meeting was held on Thursday, June 13, 2024, at 1:10 pm at the Kiln Library with 20 members and one guest in attendance.

Membership

The Guild has 43 members in good standing for 2024.

May Program Meeting

The Program Meeting on May 23rd was a Slash the Stash led by Ida M. Ida led a small group of members in creating a table runner. Several members brought stashes/scraps of their material to share with others. Cutting Instructions were sent out to the membership. Ida had some on hand.


Several members cut out pieces of various fabrics as well as the ten or eleven 1" WOF strips for sashing. Members helped with fabric combinations.

The Process

Step #1 - Organize Your Stash



Or Not—



Step #2 - Select the Fabric - Especially the Center Focal Point Fabric



Step #3 - Cutting Pieces



Step #3 - Cutting WOF Strips



Still Step #5




Step #4 - Cutting Binding Strips to the Pieces



Step #6 - Table Runner Tops Done



Step #5 - Sewing the Binding Strips to the Pieces



Remember to Press Open the Seams!


Sew 'N Draw

The Sew 'N Draw was held on Saturday, May 25th, at 9 am in the Kiln Library meeting room. The pattern was Lady Luck, a freebie from Robert Kaufman. It will finish at 66" x 80". Michele M provided the blue background and border material.



Instructing the Group

Step #2 - Iron Seams of the 3 sewn strips




The Process


Step #1a - Cut 2-½ inch strips from 3 different fabrics and sew all 3 together



Step #3 - Cutting 6-½ inch squares from the sewn together 2-½ inch strips



Step #1b - Cut 2-½ inch white strips and 2 ½ inch squares



Step #4 - Making the Butterfly Block



Sew Three 2-½ Inch Squares as Shown



Arrange 6-½ inch Squares as Shown

Step #5 - Laying Out the Design



Trim Excess Material as Shown



Laying Out First Butterflies



Press Material Out as Shown



Changes to the Color Design



Line Up Strips Between the Rows



More Changes to Color Design

Step #6 - Sewing the Quilt Top Together



Sew Four 6-½ inch Squares Together



Decisions, Decisions...



Lining Up White 2-½ Inch Border Strip



Sewing Border Strip on a Block



Laying Out Finished Row of Blocks With White Strips



Sewing Border Strips Between Blocks



Lady Luck



Sewing 2-1/2 Inch Strips Between Rows Of Butterfly Blocks



All Those At the End and a Friend

Liz F won the quilt top, background material, border material, leftover white strips and 6-1/2 inch squares.

2025 Quilt Show Director

Sue C is our 2025 Quilt Show Director. April H designed the 2025 Opportunity Quilt Top and has organized the construction process.

The Guild voted to send in the deposit for renting the St. Rose Holy Spirit Center for 3 days in 2025 to hold the Quilt Show.

Marsha R and Florence P volunteered to handle show publicity for the Guild. Kay G has done publicity for past shows and has templates for show fliers, posters, postcards, and bookmarks. She has forwarded all templates, information on past procurements, and after action reports to them. Michele M volunteered to arrange television publicity. It was acknowledged that all members have opportunities to publicize the Show.

2025 Opportunity Quilt

The Opportunity Quilt top is now at the quilter's. Glenda C of Sunshine's Quilting is doing hand-guided custom quilting, and Sue R will attach the binding and hanging sleeve. The quilt is anticipated to be ready for us to see at our July Business Meeting. April H has secured a spot for us at the upcoming GSQA quarterly meeting on July 20th in Baton Rouge to sell tickets for the quilt. Volunteers are needed to bring the Opportunity Quilt to the meeting and sell tickets.

April thinks it would be nice to feature the names of everyone who had a hand in creating the quilt on the back. Perhaps they could be embroidered or signed like an album quilt in Micron pen. There was general agreement that this is a good idea.

Out of a list of seven names, the Guild membership voted to name the Opportunity Quilt **Coastal Reflections** at the June 13th Business Meeting. The name also serves as the theme for our 2025 BOQG Quilt Show and is necessary to order raffle tickets.

The first step to any publicity is a good photo of the finished quilt. Florence P said her husband will take photos of the quilt at the July Business Meeting and help in the design of publicity items: posters, fliers, postcards, and bookmarks. The photo will also be posted on the website.

Michele M will handle television publicity, and she welcomes anyone who would like to accompany her on the local programs to help promote our quilt show.

Sue C is particularly interested in finding a small team of members to coordinate remote sales of Opportunity Quilt tickets. We need people to manage selling tickets at venues like Second Saturday, GSQA meetings, Arts Alive, and other local festivals and events. They will sign up members in advance to show up and sell tickets, transport the quilt, rack, canopy, table, tickets, seed money, etc., and deliver each event's proceeds to the Treasurer.

Calendar Quilt Block

Each month a quilter will make a block that **reflects the month of the Business Meeting**. The block size, pattern, fabric, etc. is chosen by the quilter. The 12-block quilt must be completed for the 2025 Quilt Show. Sue C will arrange an area for Viewer's Choice on the Calendar Quilts.

Many members were away so there were just 6 June Calendar Blocks. All are different - again!



Sue C won the "door prize" for the June calendar block.

Charity Donation Chairperson

Louise H is the Charity Donation Chairperson to support our Guild. Please see Louise for labels for Charity Quilts.

Louise went through three donated scrap bags and said that ninety percent of the fabrics would be appropriate for fidget quilts. She reported there is a convalescent home and a school for disabled children in Picayune that would love to receive fidget quilts. (especially the school) She also asked members to bring **washable** embellishments for the quilts.

(beads, ribbons, zippers, crinkle fabric, and other interesting things) We'll need to make a lot of these little quilts, and it may become an ongoing project.

UFOs (Unfinished Objects)

April H is our UFO master. Projects **must** be started to qualify, but guild projects and Sew 'N Draws from 2024 can be added. As members present their Show and Tell quilts/projects, April checks off any quilt/project on the member's UFO list. Members who complete UFO quilts/projects will be entered for a prize in a drawing at the Christmas party.

Arts Alive!

There was a general agreement at the May Business Meeting that the Guild should make an effort to participate in Arts Alive every year, not just when we have an Opportunity Quilt. This went into a discussion on whether the Guild should become a member of The Arts, Hancock County, the group that organizes Arts Alive!

The Guild had a motion to check out membership of The Arts, Hancock County. Martha S reported back that as it now stands, we would be considered a business with an annual fee of \$100, although they are researching the possibility of a non-profit designation.

Membership would provide the advantage of an enhanced profile within the local arts community, including invitation to artists' receptions and fundraising events, discounted fees to classes, a listing in the online directory, and our logo placed on their website. Guild members voted to join. Next year Arts Alive! will be held the last week in March.

June Program Meeting

The Program Meeting on June 27th will be on how to make a Rope Bowl led by Liz F. Participants will need at least 50 ft. of rope. Clothesline is softer, but you can also order the stiffer 7/32" Evandale rope on Amazon. If you want to cover your line with fabric, use one inch bias strips and bring coordinating thread.

Instructions have been sent out to the membership.



July GSQA Quarterly Meeting

The July 20th quarterly meeting in Baton Rouge at the St John UMC, Family Life Center, 230 Renee Dr., Baton Rouge, LA 70809 will feature a program by Nina C on threads and needles with lots of examples. She is doing two workshops in conjunction with the meeting- paper piecing (currently full) on Friday and beginning free motion quilting on a domestic machine on Thursday. April recommends we check out the GSQA website for information about future meetings. The October meeting will be in Gulf Shores, AL, with a program by the Southern Fiber Artists, and the January, 2025, meeting will have Dianne S (Quilt on a Chair, Quilt on a Rug, Quilt on a Mailbox, etc).

July Program Meeting

The Program Meeting will be held on July 25th. Michele M will lead the group in making attic windows blocks with a Christmas in July theme. She asks if you have an attic window quilt, please bring it to the program for ideas. This is a "hands on" class. Instructions and Materials List to follow.

An example of an attic quilt follows:



Sew 'N Draw

Michele M will hold the next Sew'N Draw on July 27, 2024, at 9 am in the Kiln Library meeting room. The pattern is Magic Carpet, utilizing 10" squares. She will have further info at the July meeting. Michele asked that those who sign up, please attend or at least let Michele know you can't, as some jobs were understaffed at the May Sew 'n Draw. Sharon B said the library now has its own ironing boards, irons, and cutting mat for our use.

August Program Meeting

The Program Meeting on August 22nd will be led by the owner of MS Sew N' Sew. They will demonstrate a new machine binding technique and how to create vinyl fabric from cotton.

Beckwith Retreat

The Beckwith Retreat will be in Magnolia Springs, AL from **August 15-18, 2024**. A deposit of \$800 has been paid. The retreat is now full, but Chris J/Therese S are still collecting money from those attending. Payment in full for the retreat is due now. Sharon B reminded us to give either Chris or Therese money for the retreat so their retreat financial records can be updated. They will then give the money to Sharon for deposit.

September Program Meeting

The Program Meeting on September 26th will be on Halloween placemats led by Sharon B. The Materials List and Instructions to follow.

October Program Meeting

The Program Meeting on October 24th will be a game of QUILTO led by Kay G. QUILTO (a quilt-related version of bingo) played with a buy-in of one 2 1/2" x WOF strip per card. Sharon says her husband will likely call the game for us again. Instructions to follow.

2024 Christmas Party

The Christmas Party will be on December 12, 2024, at the Kiln Library meeting room from 11:00 am to 2:00 pm. Everyone is asked to bring a covered dish or dessert. A sign-up sheet will be circulated a month before the party. We will once again have a Dirty Santa gift exchange of handmade items like last year, but with a slight adjustment to how tickets are handed out.

BOQG Website Update

Debbie L said that the BOQG Archives hard drive is formatted and ready for business. So far newsletters from 2007 - 2009 have been loaded, and Kay G will send her subsequent years up to present. Newsletters will be put on the Guild's website.

Debbie asked that anyone who submits digital files for the archive do so via the Bay Oaks email, not her personal email. That email is bayoaksquiltguild.ms@gmail.com Photos should include information like who, when, where, and why.

Web pages are updated as information becomes available. Waiting for the project name for the September 21st Sew'N Draw. Waiting for the photo of the 2025 Opportunity Quilt - Coastal Reflections and Information on the 2025 Quilt Show itself.

Got News?

Email us at bayoaksquiltguild.ms@gmail.com
Newsletters online at www.bayoaksquiltguild.com

Important Dates

June Program Meeting

June 27, 2024, at 1:00 pm
Rope Bowl

July Board Meeting

July 9, 2024, at 1:00 pm

July Guild Business Meeting

July 11, 2024, at 1:00 pm
Kiln Library Meeting Room
Kiln, MS

July GSQA Quarterly Meeting

July 17-20, 2024

St John UMC, Family Life Center, 230 Renee Dr.

Baton Rouge, LA 70809

BOQG Opportunity Quilt - Coastal Reflections

Ticket Sales

July Program Meeting

July 25, 2024, at 1:00 pm
Attic Window Technique

Sew 'N Draw

July 27, 2024, at 9:00 am to 3:00 pm
Magic Carpet - 10" Squares

Beckwith Retreat

August 15-18, 2024
Foley, AL

August Program Meeting

August 22, 2024, at 1:00 pm
New Machine Binding Technique &
Create Vinyl Fabric From Cotton
MS Sew N' Sew

September Program Meeting

September 26, 2024, at 1:00 pm
Halloween Placemats

October Program Meeting

October 24, 2024, at 1:00 pm
QUILTO with 2-½ Inch Strips

2024 Christmas Party

December 12, 2024, 11:00 am - 2:00 pm

Kiln Library meeting room

Covered Dish or Dessert

Dirty Santa Gift Exchange

Show and Tell



Quilt For a Little Boy(Airplanes Quilting)



Freedom (Fireworks Quilting)



Windsor Ruins by Port Gibson




With God All Things Are Possible



Purple Haze




Quilt Bag



Autumn Quilt



Ruler Bag



Charity Quilt



Disappearing 4 Patch Santa



HSTs Block Exchange Quilt



HSTs and 4 Patches Quilt