



Bay Oaks Quilt Guild
Meets 6:30 PM, 2nd & 4th Thursday

September 2011

Diamondhead Baptist Church
63780 Diamondhead Drive N
Diamondhead, MS 39525
<http://www.bayoaksquiltguild.org>
<http://bayoaksquiltguild.blogspot.com/>

Mark Your Calendars

Sept 8 th	BOQG Business Meeting
Sept. 10 th	Sew & Draw Kiln Library 9AM – 3PM Bring Lunch or plan to pick up from Subway
September 17th – 18th	Greater Jackson Quilt Celebration, Mississippi Crafts Center, 950 Rice Road, Ridgeland, MS.
Sept 22 nd	BOQG Program Meeting – Kim McKeithen will give us tips on the care of our machines
Sept 24 th	Magnolia Quilt Guild hosts GSQA Circuit Teacher Dorinda Evans for Scrappy String Quilt Class, 9 am – 3 pm at the Gulf Park Campus of USM in Long Beach, MS in the Holloway Complex, building A.
Sept 30 th – Oct. 1	MQA Fall Gathering, Starkville, MS hosted by the Golden Triangle Quilt Guild in Starkville, MS
October 8 th	Tentative Charity Quilt Sew day. Ponchatoula Berry Patch Quilt and Art Expo Pink Heart Funds Walk of Hope starting at 8:30am. Meet at the Long Beach Town Green
October 15 th	GSQA Quarterly Meeting, Mes Amis Quilt Shop, New Orleans, Elsie Vrendenburg on pictorial pieced quilts
November 3rd – 6th	International Quilt Festival, Houston, TX
Nov. 5th	6th Picayune Piecemakers Quilt Show, “Elements of Fall,” 303 W. Canal Street, Picayune, MS
2012 Events:	
Jan 26 th – 28 th	Ricky Tims Super Quilt Seminar, Kenner, LA
April 20 th – 21 st	GSQA 14 th Biennial Quilt Show, “Charmingly Southern”, Northshore Harbor Center, Slidell, LA
Oct 5th – 7 th	Pine Belt Quilters Fiber Arts and Quilt Show, “Life on Our Planet,” Lake Terrace Convention Center, Hattiesburg Convention Center, Hattiesburg, MS

August Happenings:

JoAn Niceley presented information about the Pink Heart Funds creation, mission and accomplishments. Don't forget to sign up for the 1 Mile **Walk of Hope** in Long Beach, MS on Oct. 8, 2011. Registration at 7:30 AM.

https://pinkheartfunds.org/assets/newsletters/Feb_2011.pdf

Next Business Meeting (September 8th)

On the agenda:

1. **Christmas Party**
 - December 8, 2011
 - Diamondhead Baptist Church
 - Dirty Santa gift if you want, not required. \$10.00 limit.
 - Start thinking of what you want to sign up to bring.
2. **Nominating Committee for 2012 Officers**
 - Offices are President, Vice President, Treasurer, and Secretary.
3. **Status of the Bay Oaks Quilt Guild Opportunity Quilt**

Upcoming Events:

1. Third Quarterly SEW & DRAW:

For Session # 3 Melba has picked a scrappy quilt top called Fun with Bricks from Quiltville.com. Each person should bring approximately 1 yard **pre-washed** fabrics in pieces at least 2" wide x 4" long in medium / dark fabrics. Melba will supply the white fabric needed for the "straight furrows" in this quilt. No light colored fabrics are needed for this project.

Remember to either pack a lunch or plan on going to Subway (just up the road). Bring your coffee - Melba is bringing the donuts!

You can always join in the group even if you haven't already signed up - just bring whatever supplies you want to work with.

By the end of the day there will be another lucky winner of a one-of-kind scrappy quilt top!

2. September program: Kim from Costal Sew & Vac answers questions about your sewing machine

Please forward specific questions on sewing machine maintenance to Therese Springer by **Sept 8** to give Kim time to prepare for those more involved questions. Think of questions you have that have been nagging at you like: Is it ok to change the bobbin tension? How DO you change the bobbin tension? In what circumstances do you need to change the bobbin tension? Kim can answer your questions about settings, cleaning, maintenance, etc.

3. Circuit Teacher Class: Magnolia Hosts GSQA Circuit Teacher Dorinda Evans for Scrappy String Quilt Class

Magnolia Quilters is hosting GSQA circuit teacher Dorinda Evans for her **Folded Fans** class. The cost of the class is \$20 for GSQA members and \$40 for non GSQA members. The class will be held on September 24th from 9 am - 3 pm at the Gulf Park Campus of USM in Long Beach, MS. in the Holloway Complex, building A. It's a nice big classroom with lots of natural light.

If you want to take this class, please turn in your name and money to Sharon or Kim at Coastal Sew and Vac by September 7th. The class is limited to twenty. (228) 831-4771

Supply List for String Piecing Class – “Folded Fans”

Elsie Campbell's Book “String Piecing”

Sewing Machine in good working order

Single hole throat plate (optional, but wonderful!)

Quarter inch foot

Rotary cutter with new blade and mat

Ruler about 18 x 6.5 or one that shows 60 degree line. A 60 degree ruler is optional.

Iron and Pressing surface, Spray Starch or sizing

Basic Sewing Supplies including seam ripper

Neutral thread for top (med gray or khaki)

Bottom line (Superior Threads) for bobbin OR YLI Bobbin thread (as used with embroidery designs)

Scrappy Strips and strings not wider than 2 inches (all values required)

4. MQA Fall Gathering

Just a reminder to get your plans made. A block of rooms are being held at the Comfort Inn and Suites (662-324-9595) and Hampton Inn (662-324-1333) in Starkville, MS until Sept 19, 2011.

5. Ricky Tims/Alex Anderson/Libby Lehman Seminar: Deadline for signing up is October 13

The Super Quilt Seminar will be in New Orleans at the Hilton Airport Inn in Kenner, LA, on January 26th – 28th, 2012.

Reminder:

- a. Single registration is \$219 each. Registration deadline is Jan. 13, 2012
- b. Large group registration (10 or more) is \$179 each. Deadline is November 19, 2012
- c. Small group registration (2–9) \$194 each. Deadline is December 17, 2012

Admission to the Friday night concert is included with seminar registration. If you need additional tickets for the concert, please add \$15 for each additional ticket.

We are currently taking seminar registration forms and checks for a large group.

There will be registration forms at the next meeting where Rena (or Kay or Therese) will take your completed form and check. **Please make your check out to Bay Oaks Quilt Guild or BOQG.**

6. Charity Quilt project:

Tentative date for charity quilt sew day is October 8 – more info at October Business meeting.

Of Interest:

1. Row by Row:

The Log Cabin is the August block. The instructions will be sent to you and will also be available on the website: <http://www.bayoaksquiltguild.org/page5/>

2. Civil War Blocks for September:

Please **CTRL-CLICK** on the link **below** the block's picture to go directly to the page that contains that week's 'history lesson' and the directions for the block.

CTRL-CLICK on the picture to get the larger version of the picture.



[13 Little Blue Basket](http://civilwarquilts.blogspot.com/2011/03/13-little-blue-basket.html)



[14 Fox and Geese](http://civilwarquilts.blogspot.com/2011/04/14-fox-and-geese.html)



[15 Fort Sumter](http://civilwarquilts.blogspot.com/2011/04/15-fort-sumter.html)



[16 White House](http://civilwarquilts.blogspot.com/2011/04/16-white-house.html)

NOTE: If you cannot use the links above, copy the below link into your browser.

<http://civilwarquilts.blogspot.com/2011/03/13-little-blue-basket.html>

<http://civilwarquilts.blogspot.com/2011/04/14-fox-and-geese.html>

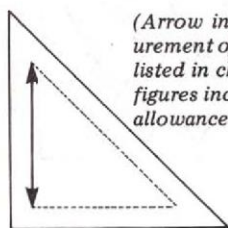
<http://civilwarquilts.blogspot.com/2011/04/15-fort-sumter.html>

<http://civilwarquilts.blogspot.com/2011/04/16-white-house.html>

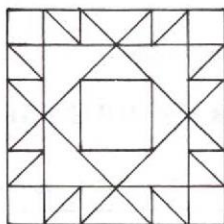
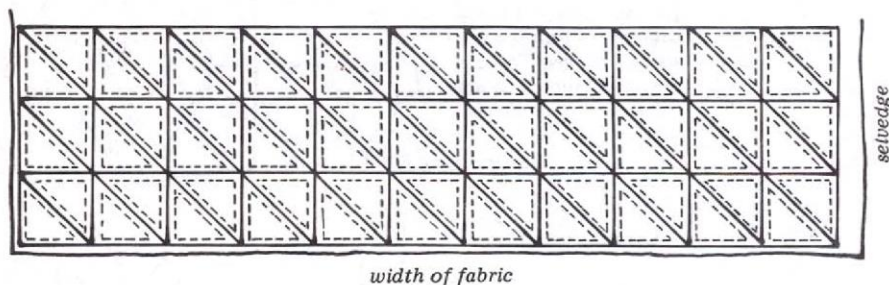
3. Our Library:

For designing your own blocks or for determining yardage for block-of-the-month squares we have a book in the library that will be helpful to you. I have included the page for Right triangles as an example. Our library contains a wealth of knowledge so take advantage of it. We heartily thank Kathy K for sorting, cataloging and maintaining our library!

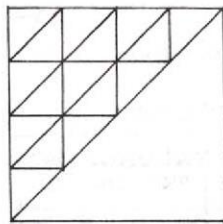
YARDAGE ISOSCELES RIGHT TRIANGLES



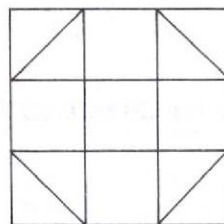
(Arrow indicates measurement of finished size listed in chart. Yardage figures include 1/4" seam allowances on patches.)



Union



Birds in the Air



Shoo Fly

Examples of blocks using isosceles right triangles.

NUMBER OF ISOSCELES RIGHT TRIANGLES THAT CAN BE CUT FROM VARIOUS YARDAGES

SIZE (in.)	YARDAGE (44" Fabric)																			
	¼	½	¾	1	1¼	1½	1¾	2	2¼	2½	2¾	3	3¼	3½	3¾	4	4¼	4½	4¾	5
1"	176	396	616	792	1012	1232	1408	1628	1848	2068	2244	2464	2684	2860	3080	3300	3476	3696	3916	4136
1½"	102	238	374	476	612	748	850	986	1122	1258	1360	1496	1632	1734	1870	2006	2142	2244	2380	2516
2"	84	168	252	336	420	504	588	672	756	840	924	1008	1092	1176	1288	1372	1456	1540	1624	1708
2½"	48	120	168	240	312	360	432	480	552	624	672	744	792	864	936	984	1056	1128	1176	1248
3"	40	80	120	180	220	260	300	360	400	440	500	540	580	620	680	720	760	800	860	900
3½"	36	72	108	144	180	216	252	288	324	360	396	432	468	504	540	576	612	648	684	720
4"	16	48	80	112	144	160	192	224	256	288	304	336	368	400	432	448	480	512	544	576
4½"	14	42	56	84	112	126	154	182	196	224	252	266	294	308	336	364	378	406	434	448
5"	14	42	56	84	98	126	140	168	182	210	224	252	266	294	308	336	350	378	392	420
5½"	12	24	48	60	72	96	108	132	144	156	180	192	204	228	240	264	276	288	312	324
6"	12	24	36	60	72	84	96	120	132	144	168	180	192	204	228	240	252	276	288	300
6½"	10	20	30	40	50	70	80	90	100	110	130	140	150	160	170	190	200	210	220	230
7"	10	20	30	40	50	60	70	80	100	110	120	130	140	150	160	170	190	200	210	220
7½"	10	20	30	40	50	60	70	80	90	100	110	120	130	140	150	160	170	180	200	210
8"	0	8	16	24	32	40	48	56	64	72	80	88	96	104	112	120	128	136	144	152
8½"	0	8	16	24	32	40	48	56	64	72	80	88	96	104	112	120	120	128	136	144
9"	0	8	16	24	32	40	48	56	64	64	72	80	88	96	104	112	120	128	128	136
9½"	0	8	16	24	32	40	40	48	56	64	72	80	88	88	96	104	112	120	128	136
10"	0	6	12	18	24	24	30	36	42	48	48	54	60	66	72	72	78	84	90	96
10½"	0	6	12	18	18	24	30	36	36	42	48	54	60	60	66	72	78	78	84	90
11"	0	6	12	12	18	24	30	30	36	42	48	48	54	60	66	66	72	78	84	84
11½"	0	6	12	12	18	24	24	30	36	42	42	48	54	54	60	66	72	72	78	84
12"	0	6	12	12	18	24	24	30	36	36	42	48	48	54	60	60	66	72	78	78
12½"	0	6	6	12	18	18	24	30	30	36	42	42	48	54	54	60	66	66	72	78
13"	0	6	6	12	18	18	24	30	30	36	36	42	48	48	54	60	60	66	72	72
13½"	0	4	4	8	12	12	16	16	20	24	24	28	28	32	36	36	40	44	44	48
14"	0	4	4	8	8	12	16	16	20	20	24	28	28	32	32	36	40	40	44	44
14½"	0	4	4	8	8	12	16	16	20	20	24	24	28	32	32	36	36	40	40	44
15"	0	4	4	8	8	12	12	16	20	20	24	24	28	28	32	32	36	40	40	44
15½"	0	4	4	8	8	12	12	16	16	20	20	24	28	28	32	32	36	36	40	40
16"	0	4	4	8	8	12	12	16	16	20	20	24	24	28	28	32	32	36	36	40
16½"	0	4	4	8	8	12	12	16	16	20	20	24	24	28	28	32	32	36	36	40
17"	0	0	4	4	8	8	12	12	16	16	20	20	24	24	28	28	32	32	36	36
17½"	0	0	4	4	8	8	12	12	16	16	20	20	24	24	28	28	32	32	36	36
18"	0	0	4	4	8	8	12	12	16	16	20	20	24	24	28	28	32	32	36	36

AUGUST 2011 SHOW & TELL

Solveig's Fabric Swap Quilt



Gettin' Her Done!

This quilt was born out of a Bay
Oaks Quilt Guild exchange.
Four patches + quarter square triangles
were made and exchanged over 12
months between 2010 + 2011.
With additional patches it became
a $64\frac{1}{2}'' \times 82''$ quilt.
Thanks to daughter Tara, for help with
pressing, arranging the final lay-
out and yards of binding!
Machine quilted at my HQ. Awaite.
Hand stitching the back of the
binding was completed on Aug. 30, 2011.
Done! Solveig Wells
Bay St. Louis, Ms; Fredericton + St. John, N.B.

