



# FOSTER'S LEASH

Written by Sarah Sommer  
Illustrated by BulankinaKa



educational

# ACTIVITIES

AUTHOR- SARAH SOMMER

ILLUSTRATOR- BULANKINA KA

PUBLISHER- MASCOT BOOKS

RESOURCES DESIGNED BY: the subway side

# EDUCATIONAL RESOURCE

## ACTIVITY GUIDE

### FOSTER DOG BIO


Copy the FOSTER DOG BIO PAGES on white copy paper. When families adopt a new dog, they read a profile to learn more about that animal to see if they would be a good fit. Imagine that you are fostering a dog that you need to create a profile for. Fill in the blanks and use crayons, colored pencils, or markers to draw a picture of your dog.

### FEELING WORDS

Copy the FEELING WORDS PAGES on white copy paper. The main character felt both negative and positive feelings throughout the story. Write one negative and one positive feeling word in each paw print. Then, used the lines to write more about why the main character felt that way.

### YOU WILL NEED:

- Colored construction paper
- Art supplies
- Glue sticks
- Scissors
- Pencils



### FOSTER CRAFT

Copy the FOSTER CRAFT TEMPLATES on coordinating construction paper or copy on white copy paper and have children color. Show children how to assemble the Foster craft using the pictures of the final project. Finally, have them write about what they learned about foster dogs using the differentiated writing paper that works best.




RESOURCES DESIGNED BY: the subway side

Name: \_\_\_\_\_

RESOURCES DESIGNED BY: *the sunny side*

# FOSTER DOG BIO



NAME

\_\_\_\_\_

DETAILS

Age:

\_\_\_\_\_

Breed:

\_\_\_\_\_

Gender:

\_\_\_\_\_

Weight:

\_\_\_\_\_


PERSONALITY

\_\_\_\_\_  
\_\_\_\_\_  
\_\_\_\_\_  
\_\_\_\_\_  
\_\_\_\_\_  
\_\_\_\_\_  
\_\_\_\_\_

LIKES/DISLIKES

- 
- 
- 
-





Name: \_\_\_\_\_

# FEELING WORDS



Write one feeling word in each paw print that describes how the main character felt during the story. Then, use the lines to write more about why she felt that way.

NEGATIVE FEELING



\_\_\_\_\_

\_\_\_\_\_

\_\_\_\_\_

\_\_\_\_\_

\_\_\_\_\_

\_\_\_\_\_

POSITIVE FEELING



\_\_\_\_\_

\_\_\_\_\_

\_\_\_\_\_

\_\_\_\_\_

\_\_\_\_\_

\_\_\_\_\_


Name: \_\_\_\_\_

# FEELING WORDS



Write one feeling word in each paw print that describes how the main character felt during the story. Then, use the lines to write more about why she felt that way.

NEGATIVE FEELING



\_\_\_\_\_

-----

\_\_\_\_\_


-----

\_\_\_\_\_

-----

\_\_\_\_\_

POSITIVE FEELING



\_\_\_\_\_

-----

\_\_\_\_\_

-----

\_\_\_\_\_

-----

\_\_\_\_\_

Name: \_\_\_\_\_

# FEELING WORDS



Write one feeling word in each paw print that describes how the main character felt during the story. Then, use the space to write more about why she felt that way.

NEGATIVE  
FEELING




POSITIVE  
FEELING








# FOSTER CRAFT



## FOSTER EYE TEMPLATES

Copy on white construction paper



## FOSTER NOSE TEMPLATES

Copy on black construction paper



## FOSTER BODY TEMPLATES

Copy on brown construction paper



Name: \_\_\_\_\_

# WHAT DID YOU

LEARN ABOUT FOSTER DOGS...

\_\_\_\_\_

\_\_\_\_\_

\_\_\_\_\_

AUTHOR- SARAH SOMMER    ILLUSTRATOR- BULANKINA KA    PUBLISHER- MASCOT BOOKS

Copy Foster templates on colored construction paper or white paper for students to color.

RESOURCES DESIGNED BY: the subway side

# FOSTER BODY TEMPLATES

Copy on brown construction paper



# FOSTER EYE TEMPLATES

Copy on white construction paper






# FOSTER NOSE TEMPLATES

Copy on black construction paper



# FOSTER LEASH TEMPLATES

Copy on red construction paper



# FOSTER COLLAR TEMPLATES

Copy on red construction paper



Name: \_\_\_\_\_

# WHAT DID YOU

LEARN ABOUT FOSTER DOGS...


---

---

---

---

---



Name: \_\_\_\_\_

# WHAT DID YOU

LEARN ABOUT FOSTER DOGS...


---

---

---

---


---



Name: \_\_\_\_\_

# WHAT DID YOU


LEARN ABOUT FOSTER DOGS...



Name: \_\_\_\_\_

# WHAT DID YOU

LEARN ABOUT FOSTER DOGS...





Name: \_\_\_\_\_

# WHAT DID YOU

LEARN ABOUT FOSTER DOGS...

Handwriting practice lines consisting of a solid top line, a dashed middle line, and a solid bottom line. A cartoon dog is positioned on the right side of the page, wearing a red collar with a yellow ribbon that says "ADOPT ME".

Name: \_\_\_\_\_

# WHAT DID YOU

LEARN ABOUT FOSTER DOGS...

Handwriting practice lines consisting of a solid top line, a dashed middle line, and a solid bottom line. A cartoon dog is positioned on the right side of the page, wearing a red collar with a yellow ribbon that says "ADOPT ME".

Name: \_\_\_\_\_

# WHAT DID YOU

LEARN ABOUT FOSTER DOGS...



Name: \_\_\_\_\_

# WHAT DID YOU


LEARN ABOUT FOSTER DOGS...



# CREDITS PAGE

## The author – Sarah Sommer

Sarah Sommer is an award-winning children's picture book author who aims to tell stories that evoke emotion. As a former professional musician, Sarah values the way words, art, and stories come together in picture books. Having fostered many German shepherds, Sarah is passionate about animal advocacy and helping others. Sarah wrote this book to showcase the foster process and inspire others to open their hearts and homes.



## CONNECT WITH SARAH...



[www.SarahSommer.com](http://www.SarahSommer.com)

## The illustrator – Bulankina Ka

BulankinaKa (Ekaterina Bulankina) grew up in Dimitrovgrad, Russia, where she spent most of her childhood drawing on her bedroom walls and dreaming about far-off places. After studying linguistics, she shifted her focus and became an illustrator. Since then, she has illustrated multiple children's books in India, Canada, and the United States. Her illustrations aim to translate the importance of family, kindness, and love.



THESE RESOURCES WERE DESIGNED BY MOLLY AT

*the sunny side*

EMAIL OR VISIT HER WEBSITE FOR MORE  
INFORMATION.

