

Written by Sarah Sommer

Illustrated by Devan

educational
ACTIVITIES

AUTHOR- SARAH SOMMER

ILLUSTRATOR- DEVAN

RESOURCES DESIGNED BY: the subway side

EDUCATIONAL RESOURCE

ACTIVITY GUIDE

"DIFFERENT" ACROSTIC POEM


Animals at the Office is written in rhyme. In the story, we learn that being yourself is the way to be. Children will enjoy this acrostic poem activity, where they brainstorm why it's great to be "different."

WHY I'M SPECIAL

Decide which differentiated lined writing paper works best for your children. Copy the mind map and writing paper on white copy paper. First, encourage children to complete the mind map and brainstorm reasons why they're special. They will then take the reasons on their mind map and write a paper explaining why they're special. They can draw and decorate a picture to go along with their writing.

YOU WILL NEED:

- Art supplies
- Pencils



THE HEART OF THE STORY

Children will explore the important message of the story with this activity. They'll use evidence from the text to support their thinking about what they believe the message or lesson is – the heart of the story. Then, they can add a picture inside the heart.



AUTHOR- SARAH SOMMER


ILLUSTRATOR- DEVAN

RESOURCES DESIGNED BY: The Subby Side

Name: _____

IT'S GREAT TO BE

**D
I
F
F
E
R
E
N
T**




Name: _____

RESOURCES DESIGNED BY: *the sunny side*

WHY I'M SPECIAL MIND MAP


Brainstorm what makes you so special. Write a different reason in each circle.



Name: _____

WHY I'M SPECIAL

What makes you special? Use the reasons you brainstormed on your mind map. Then, draw a picture to go along with your reasons.



Handwriting practice lines consisting of four sets of three horizontal lines each. Each set includes a solid top line, a dashed middle line, and a solid bottom line.

RESOURCES DESIGNED BY: *the subway side*

Name: _____

WHY I'M SPECIAL

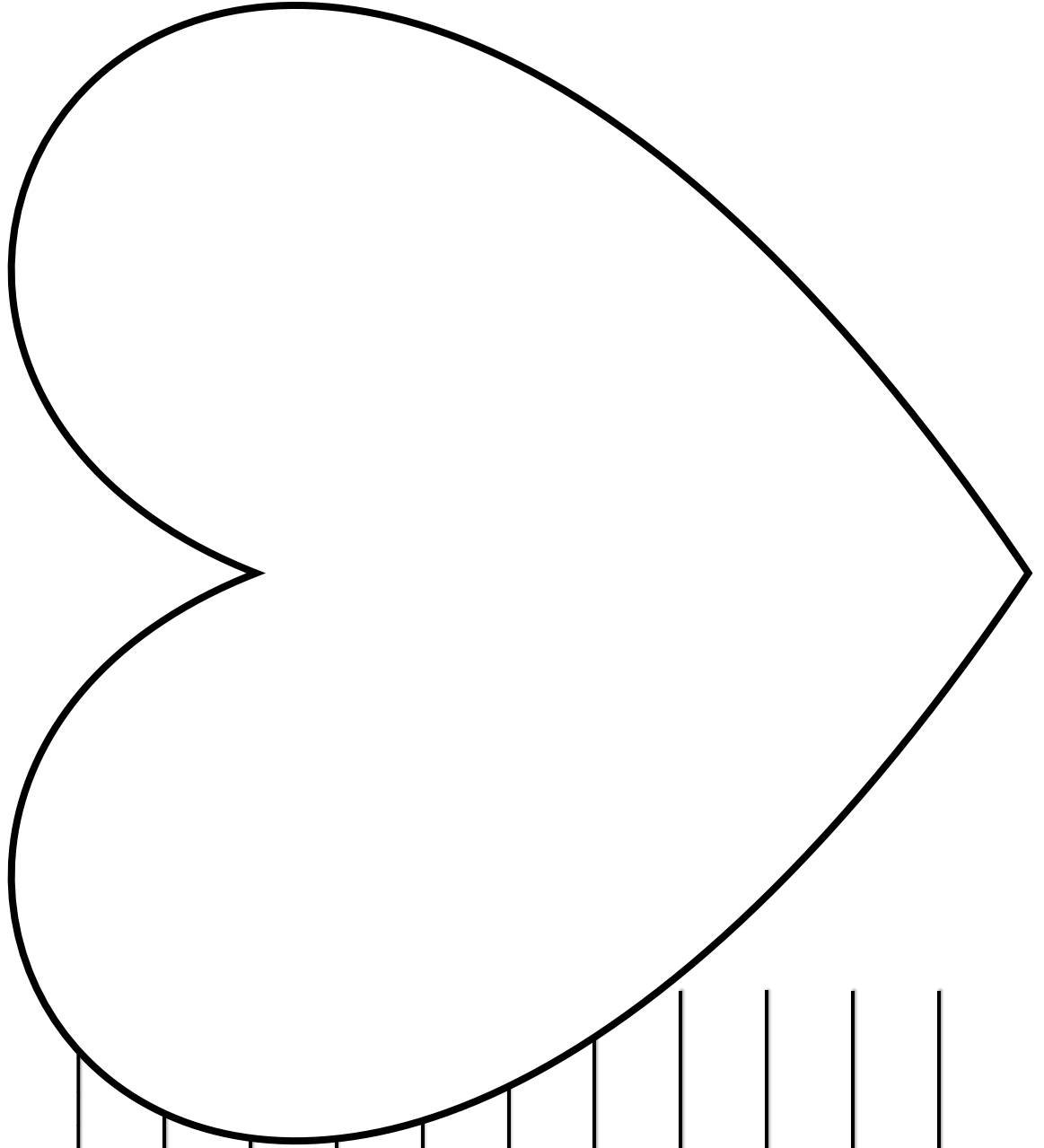
What makes you special? Use the reasons you brainstormed on your mind map. Then, draw a picture to go along with your reasons.

A large, empty rounded rectangular box with a thick black border, intended for drawing a picture related to the reasons listed in the mind map above.

Name: _____

WHAT'S THE HEART OF THE STORY?

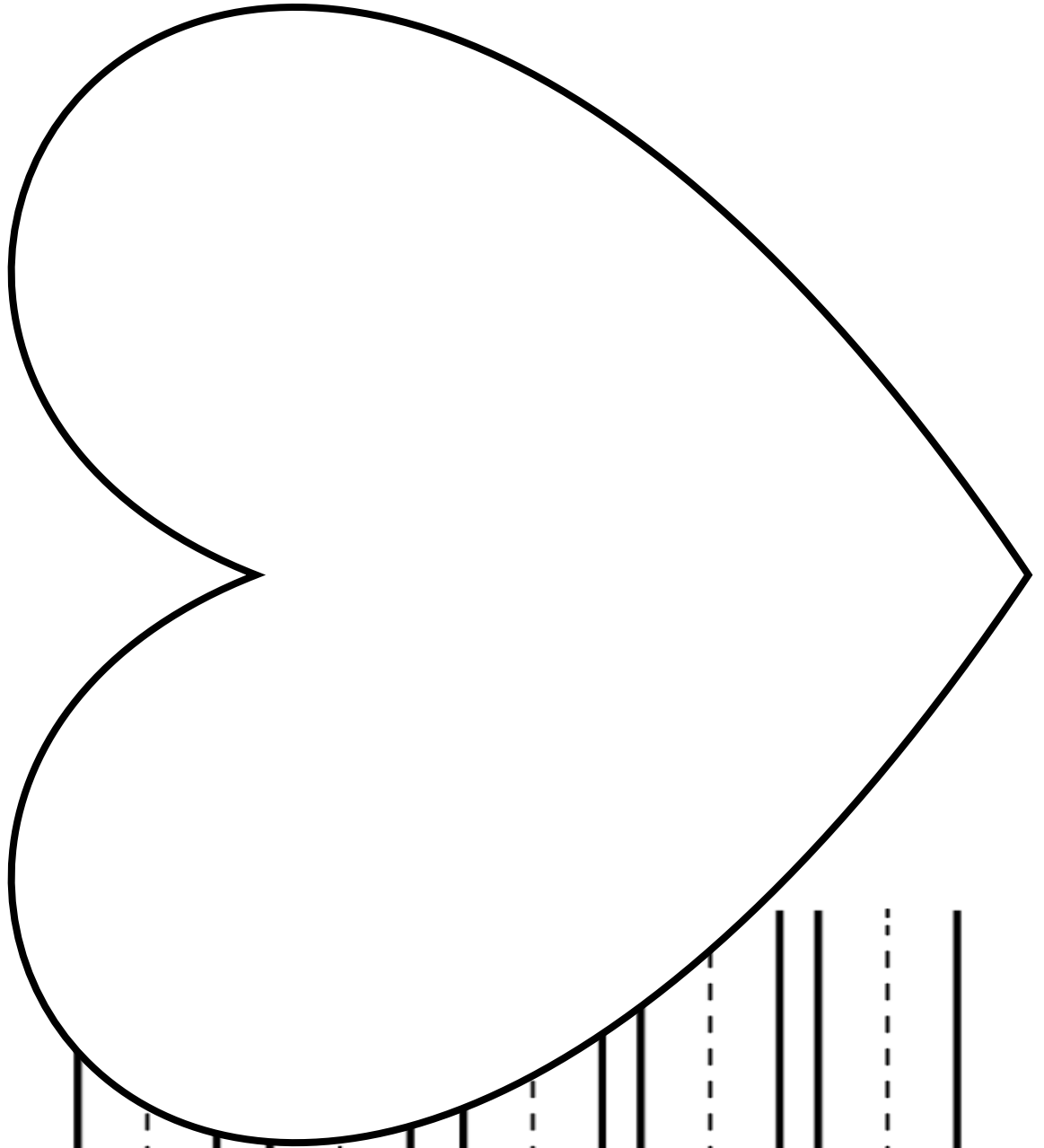
In the story, the alligator learns an important lesson. Think about what the heart of the story is and write about it using evidence from the story. Then, draw a picture in the heart.



Name: _____

WHAT'S THE HEART OF THE STORY?

In the story, the alligator learns an important lesson. Think about what the heart of the story is and write about it using evidence from the story. Then, draw a picture in the heart.



Handwriting practice lines consisting of four sets of three horizontal lines each. Each set includes a solid top line, a dashed middle line, and a solid bottom line.

CREDITS PAGE

The author – Sarah Sommer

Sarah Sommer is an award-winning children's picture book author who blends her love for music, animals, and positivity in her books. Having trained in classical music and performed internationally as a professional clarinetist, rhymes and lyrics are an important part of her writing style. She is an advocate for animals, as seen in her work fostering dogs. As a result, animals are always a central part of her stories. Sarah aims to include encouraging themes, such as helping others, in all her narratives because we all need a little help sometimes.



The illustrator – Devan

Devan is a self-taught artist with a love for animals, nature, and weird things. She has spent the last 10 years using her passion for color to perfect her skills of creating textures with markers using mainly Sharpies. Her best friend is her cat, Punkin, a cute little feline that has helped inspire Devan to not give up on her dream of being an artist.



THESE RESOURCES WERE DESIGNED BY MOLLY AT

the sunny side

EMAIL OR VISIT HER WEBSITE FOR MORE
INFORMATION.

