

Written by Sarah Sommer
Illustrated by Bulankina Ka

My

Cat

IS

Blue



educational

ACTIVITIES

AUTHOR- SARAH SOMMER

ILLUSTRATOR- BULANKINA KA

PUBLISHER- MASCOT BOOKS

RESOURCES DESIGNED BY: the subway side

EDUCATIONAL RESOURCE

ACTIVITY GUIDE

COLOR & MOOD

Before or after reading, study how colors can help show mood. Copy the color & mood sheets on white copy paper. Ask children to color each paint splatter a color they think would represent the mood inside. Encourage children to share with each other and discuss together.

I FEEL BLUE WHEN...

Copy the craft templates on coordinating construction paper or copy on white copy paper and have children color. Show children how to assemble the cat craft using the pictures of the final project. Finally, have them write about times they feel blue using the differentiated writing paper that works best.

YOU WILL NEED:

- Colored construction paper
- Art supplies
- Glue sticks
- Scissors
- Pencils



HOW CHARACTERS CHANGE

First, decide which differentiated lined paper works best for your children and copy. Have children discuss and write (or draw depending on the age of the child) how the cat changed from the beginning to the end, using evidence from the text to support their thinking.

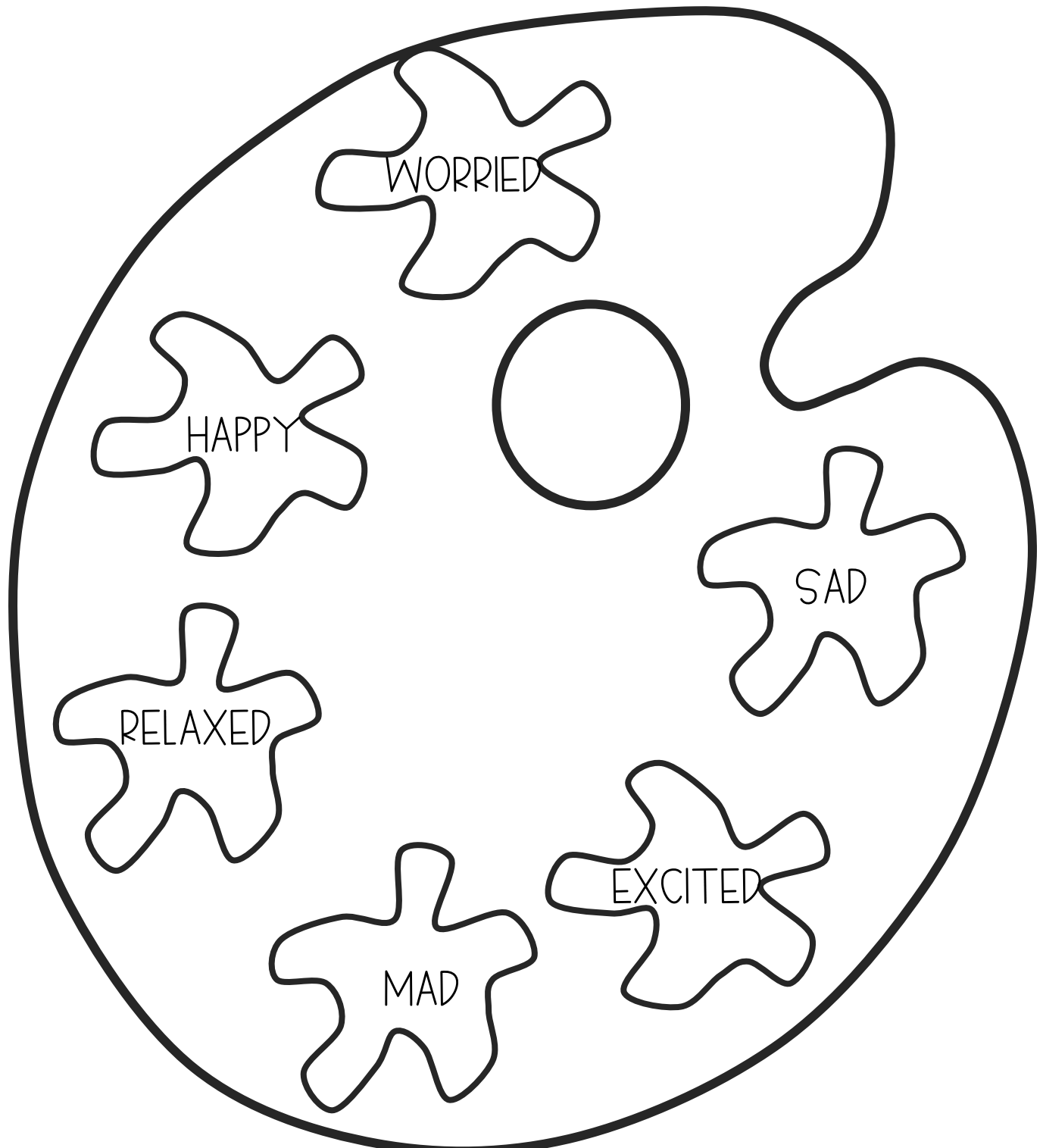


RESOURCES DESIGNED BY: the subway side

Name: _____

COLORS & MOOD

Colors help show mood. In the story the cat was blue, or sad. Color the paint splatters with a color you think matches each feeling.



Name: _____

HOW CHARACTERS CHANGE

In the story the cat changed. Write about how he changed from beginning to end and why?

HOW DID THE CAT CHANGE?

How did the cat feel in the beginning of the story? Why?

What caused the cat to change?

How did the cat feel at the end of the story? Why?

Name: _____

HOW CHARACTERS CHANGE

In the story the cat changed. Write about how he changed from beginning to end and why?

HOW DID THE CAT CHANGE?

How did the cat feel in the beginning of the story? Why?

What caused the cat to change?

How did the cat feel at the end of the story? Why?

Name: _____

HOW CHARACTERS CHANGE

In the story the cat changed. Write or draw how he changed from beginning to end and why?

HOW DID THE CAT CHANGE?

How did the cat feel in the beginning of the story? Why?	What caused the cat to change?	How did the cat feel at the end of the story? Why?


CAT CRAFT



Copy cat templates on colored construction paper or white paper for students to color.




CAT TEMPLATES

Copy on blue or gray construction paper



CAT EAR & CHEEK TEMPLATES

Copy on pink construction paper



Name: _____

WHAT MAKES


ME FEEL BLUE...



Name: _____

WHAT MAKES

ME FEEL BLUE...



Name: _____

WHAT MAKES ME FEEL BLUE...



Name: _____


WHAT MAKES ME FEEL BLUE...



Name: _____

WHAT MAKES

ME FEEL BLUE...



Name: _____


WHAT MAKES

ME FEEL BLUE...



Name: _____

WHAT MAKES ME FEEL BLUE...



Name: _____


WHAT MAKES ME FEEL BLUE...



CREDITS PAGE

The author – Sarah Sommer

Sarah Sommer is an award-winning children's picture book author who blends her love for music, animals, and positivity in her books. Having trained in classical music and performed internationally as a professional clarinetist, rhymes and lyrics are an important part of her writing style. She is an advocate for animals, as seen in her work fostering dogs. As a result, animals are always a central part of her stories. Sarah aims to include encouraging themes, such as helping others, in all her narratives because we all need a little help sometimes.



The illustrator – Bulankina Ka

Growing up in Dimitrovgrad, Russia, Bulankina Ka spent most of her childhood drawing on her bedroom walls and dreaming about far-off places. After studying linguistics, she shifted her focus and became an illustrator. Since then, she has illustrated more than seven children's books in India, Canada, and the United States. Her illustrations aim to translate the importance of family, kindness, and love while also evoking sweet childhood memories of peaceful mornings filled with tasty food and the smiles of loved ones.



THESE RESOURCES WERE DESIGNED BY MOLLY AT

the sunny side

EMAIL OR VISIT HER WEBSITE FOR MORE
INFORMATION.

