

educational

**ACTIVITIES**

AUTHOR- SARAH SOMMER

ILLUSTRATOR- MARTINA TERZI

RESOURCES DESIGNED BY: the subway side

# EDUCATIONAL RESOURCE

## ACTIVITY GUIDE

### READ, RHYME, & MATCH

During or after reading, study how the author uses rhyming words throughout the story. Copy the rhyme pages on white copy paper. Ask children to draw a line to match the rhyming words in each column. Encourage children to share with each other and discuss together.


### PROBLEM AND SOLUTION

First, decide which differentiated lined paper works best for your children and copy. Have children discuss a problem and solution (or draw depending on the age of the child) in the story. Then, they'll draw a picture to go along with their sentences.

### YOU WILL NEED:


- Colored construction paper
- Art supplies
- Scissors
- Tape
- Pencils

AUTHOR- SARAH SOMMER



### GOOSE ON MY ROOF

Copy the craft templates on coordinating construction paper or copy on white copy paper and have children color. Show children how to assemble the goose craft using the pictures of the final project. Finally, have them write about what they would do if there was a goose on THEIR roof using the differentiated writing paper that works best.



ILLUSTRATOR- MARTINA TERZI

Name: \_\_\_\_\_

RESOURCES DESIGNED BY: *the sunny side*

# READ, RHYME, & MATCH

Draw a line to match the rhyming words.

mat

like

bike

led

sail

four

red

sat

more

tail

Name: \_\_\_\_\_

# PROBLEM & SOLUTION

Write about a problem and solution in the story. Then, draw a picture to go along with your sentences.

**PROBLEM**

---

---

---

---

---

**SOLUTION**

---

---

---

---

---

**DRAW A PICTURE!**

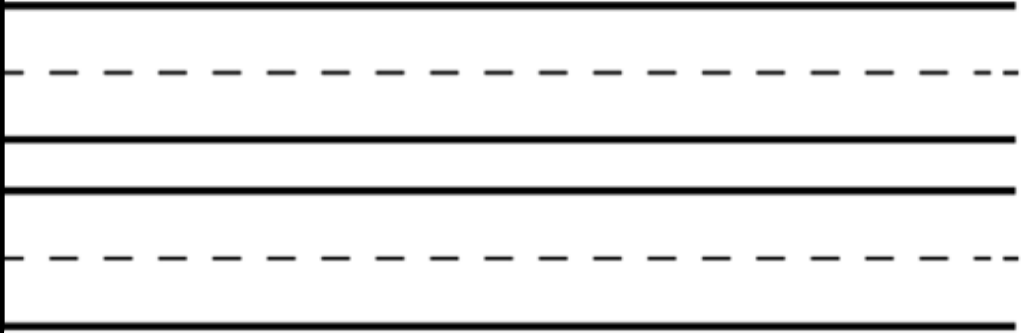


Name: \_\_\_\_\_

# PROBLEM & SOLUTION

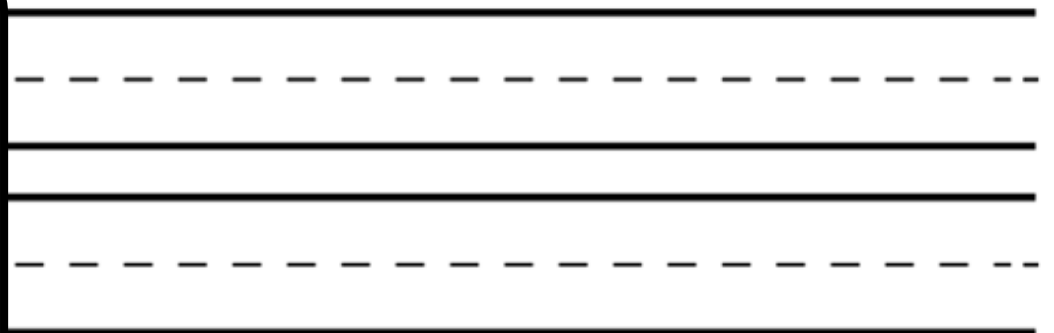
Write about a problem and solution in the story. Then, draw a picture to go along with your sentences.

**PROBLEM**



Four horizontal lines for writing: a solid top line, a dashed middle line, and a solid bottom line.

**SOLUTION**



Four horizontal lines for writing: a solid top line, a dashed middle line, and a solid bottom line.

**DRAW A PICTURE!**



A large, empty rounded rectangular box for drawing a picture related to the problem and solution.

Name: \_\_\_\_\_

# PROBLEM & SOLUTION

Write about a problem and solution in the story. Then, draw a picture to go along with your sentences.

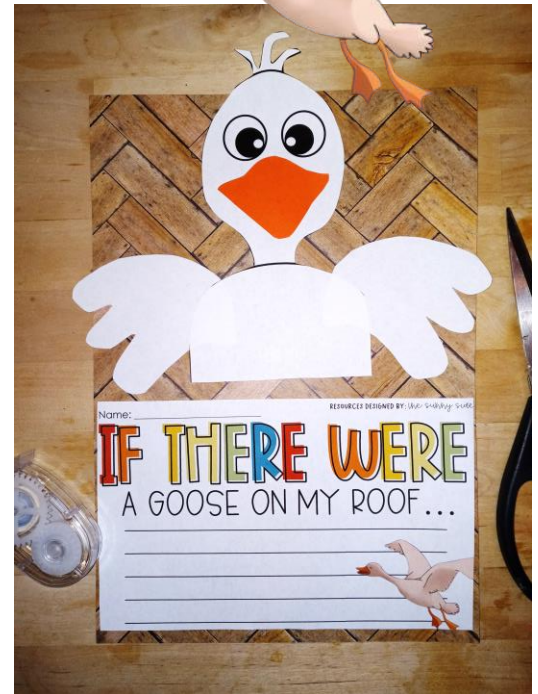
**PROBLEM**

**SOLUTION**

**DRAW A PICTURE!**




# GOOSE CRAFT



Copy goose templates on colored construction paper or white paper for students to color.

# GOOSE TEMPLATES

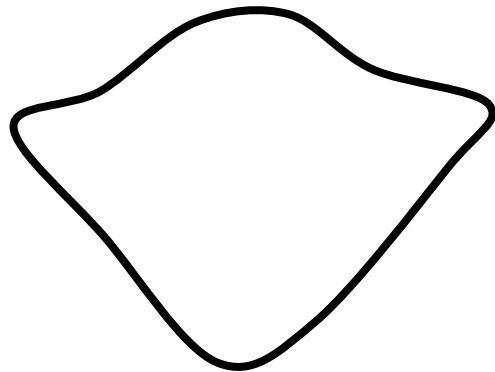
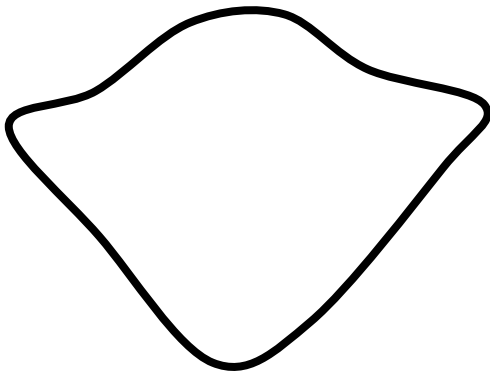
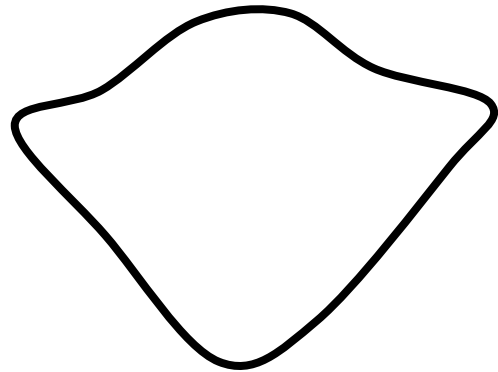
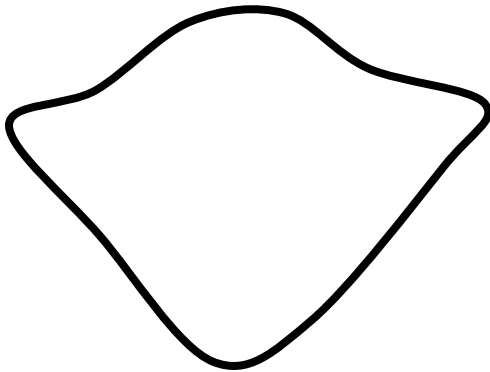
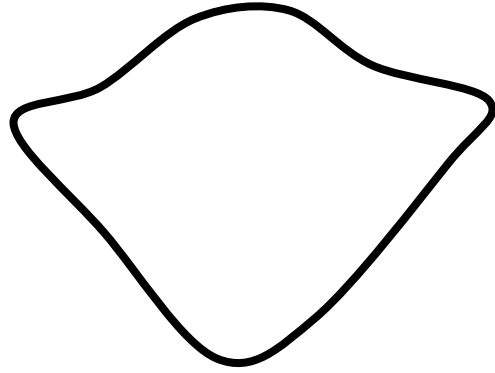
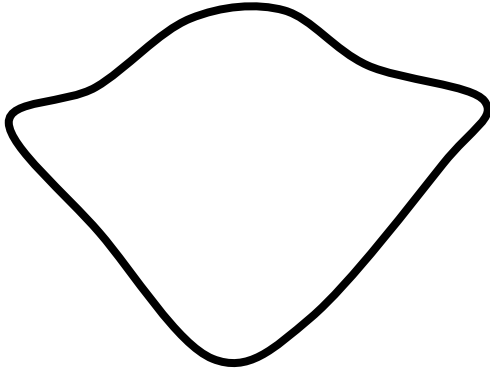
Copy on white construction paper





# GOOSE BEAK TEMPLATES

Copy on orange construction paper



Name: \_\_\_\_\_

**IF THERE WERE**

A GOOSE ON MY ROOF ...


---

---

---

---

---



Name: \_\_\_\_\_

**IF THERE WERE**

A GOOSE ON MY ROOF ...


---

---

---

---

---



Name: \_\_\_\_\_

# IF THERE WERE

## A GOOSE ON MY ROOF ...


---

---

---

---

---



Name: \_\_\_\_\_

# IF THERE WERE

## A GOOSE ON MY ROOF ...


---

---

---

---


---



Name: \_\_\_\_\_

**IF THERE WERE**


A GOOSE ON MY ROOF ...



Name: \_\_\_\_\_

**IF THERE WERE**

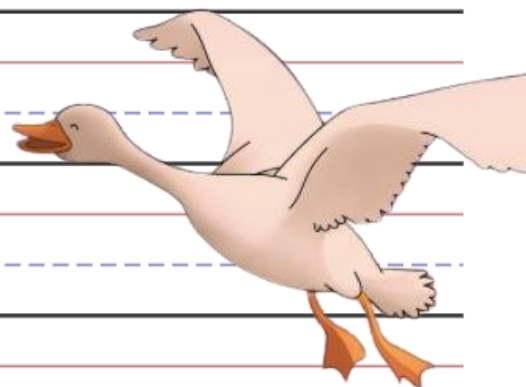
A GOOSE ON MY ROOF ...



Name: \_\_\_\_\_

# IF THERE WERE


A GOOSE ON MY ROOF ...



Name: \_\_\_\_\_

# IF THERE WERE


A GOOSE ON MY ROOF ...



# CREDITS PAGE


## The author – Sarah Sommer

Sarah Sommer is an award-winning children's picture book author who blends her love for music, animals, and positivity in her books. Having trained in classical music and performed internationally as a professional clarinetist, rhymes and lyrics are an important part of her writing style. She is an advocate for animals, as seen in her work fostering dogs. As a result, animals are always a central part of her stories. Sarah aims to include encouraging themes, such as helping others, in all her narratives because we all need a little help sometimes.



## The illustrator – Martina Terzi

Born in an Italian city called Livorno, Martina spent her childhood peeling her knees, falling down from the bike and drawing a lot, encouraged by her grandma who used to give her lots of crayons! After she discovered a passion for comic books, she decided to start her studies as an illustrator and later to move to the UK where she improved her skills with fine arts and digital techniques.



THESE RESOURCES WERE DESIGNED BY MOLLY AT

*the sunny side*

EMAIL OR VISIT HER WEBSITE FOR MORE  
INFORMATION.

