

Montessori Math at Home

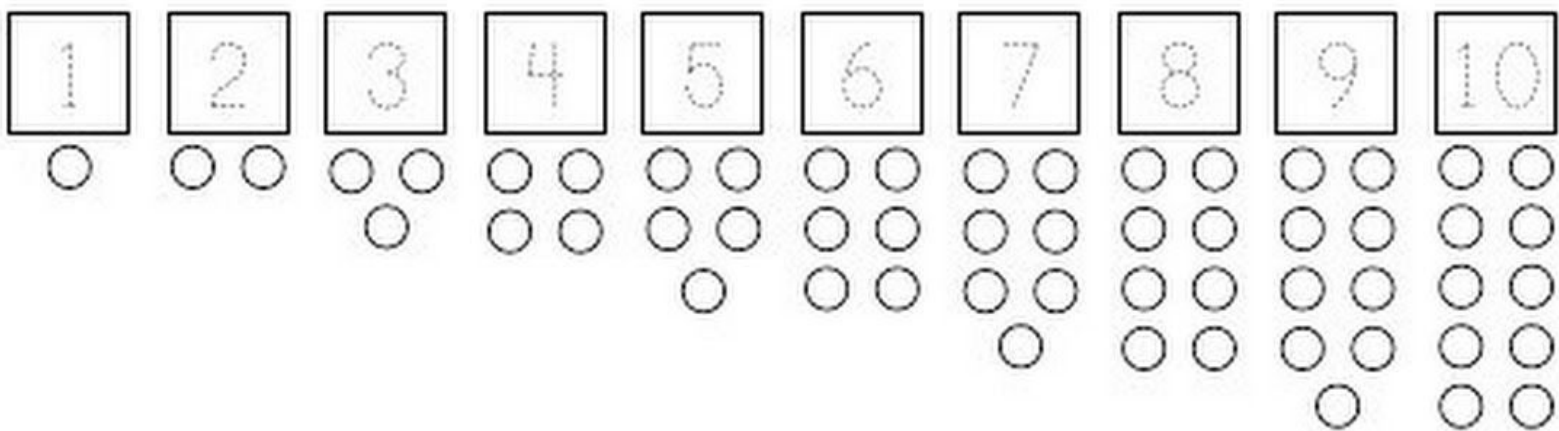
1 - 10

If your child is working on mastery of 1-10 (*quantity comprehension and numeral recognition*) there are many diverse and fun ways to continue progressing and assessing their progress.

- Write numerals on construction paper and cut them into squares (or highlight numerals on construction paper, have your child trace the numerals and then have them cut the squares)
- Use refrigerator magnet numerals
- Write numerals on clothespins if you have any lying around.
- Any 1-10 numerals you have from other materials work too!

Your child can choose whatever items they would like to count with. Have a myriad of legos? Dinosaurs? Marbles? Blocks? Any plethora of items you have that are the same or similar you can use to count. Start with 1-3, extend to 1-5, isolate 6-10 if 1-5 is solid.





1	•	1	1	1	1	1	1	1	1
2	••	2	2	2	2	2	2	2	2
3	•••	3	3	3	3	3	3	3	3
4	••••	4	4	4	4	4	4	4	4
5	•••••	5	5	5	5	5	5	5	5
6	••••••	6	6	6	6	6	6	6	6
7	•••••••	7	7	7	7	7	7	7	7
8	••••••••	8	8	8	8	8	8	8	8
9	•••••••••	9	9	9	9	9	9	9	9
10	••••••••••	10	10	10	10	10	10	10	10

Name: _____



Tracing Numbers 1 - 10






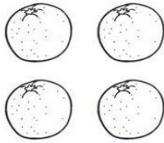



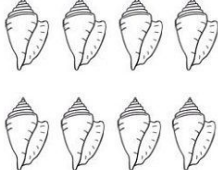
1 2 3 4 5 6 7 8 9 10

1 2 3 4 5 6 7 8 9 10

1 2 3 4 5 6 7 8 9 10

1 2 3 4 5 6 7 8 9 10

Tracing Numbers 1-10 - Count the Objects

 one	1	2	3	4	5	 ten
 two	6	7	8	9	10	 nine
 three	 four	 five	 six	 seven	 eight	