



IELTS PROGRESS CHECK

Take an official IELTS practice test online

BUY NOW ▶

ieltsprogresscheck.com

IELTS Progress Check



Official Partner
Online IELTS
practice test



Prompted and
recorded
Speaking test



Results
released within
5 working days



Detailed feedback report
with indicative band scores



Initially
3 IELTS Academic
2 IELTS General Training
practice tests



What is IELTS Progress Check?

- **IELTS Progress Check** is an **official online practice test for test takers**, marked by official IELTS experts.
- **IELTS Progress Check** is designed to offer new test takers an experience of the test and clear indication of how they will do in the real test. It also helps repeat test takers by offering a lower cost practice alternative with feedback on scores and performance.
- **Choice of IELTS Academic and IELTS General Training**, covering all four skills.
- Upon completion of the IELTS Progress Check, customers receive **an official feedback report**, which includes an **indicative band score** for each skill and an overall indicative band score.
- The **detailed report** is several pages with **specific feedback for each band score** with hints and **tips from IELTS markers**.
- **IELTS Progress Check** is aligned to the **IELTS standards** and represents both the variety in difficulty and item format that test takers may see on an IELTS test

IELTS Progress Check

Choice of two practice tests

- IELTS Academic
- IELTS General Training

Covers all four skills

- Reading
- Listening
- Writing
- Speaking

Multiple practice tests to choose from

- At launch
 - 3 Academic & 2 General Training
- By September 2018
 - 4 Academic & 4 General Training

IELTS ACADEMIC

From \$59.95 CAD*

FULL PRACTICE TEST ONLINE

FULLY MARKED WITH INDICATIVE BANDSCORES FOR ALL SKILLS

OFFICIAL FEEDBACK THAT HELPS YOU IMPROVE FOR NEXT TIME

OFFICAL FEEDBACK THAT YOUR TEACHER CAN USE TO HELP YOU

GET HINTS AND TIPS FOR EACH TEST SECTION

BUY NOW

IELTS GENERAL TRAINING

From \$59.95 CAD*

FULL PRACTICE TEST ONLINE

FULLY MARKED WITH INDICATIVE BAND SCORES FOR ALL SKILLS

OFFICIAL FEEDBACK THAT HELPS YOU IMPROVE FOR NEXT TIME

OFFICAL FEEDBACK THAT YOUR TEACHER CAN USE TO HELP YOU

GET HINTS AND TIPS FOR EACH TEST SECTION

BUY NOW

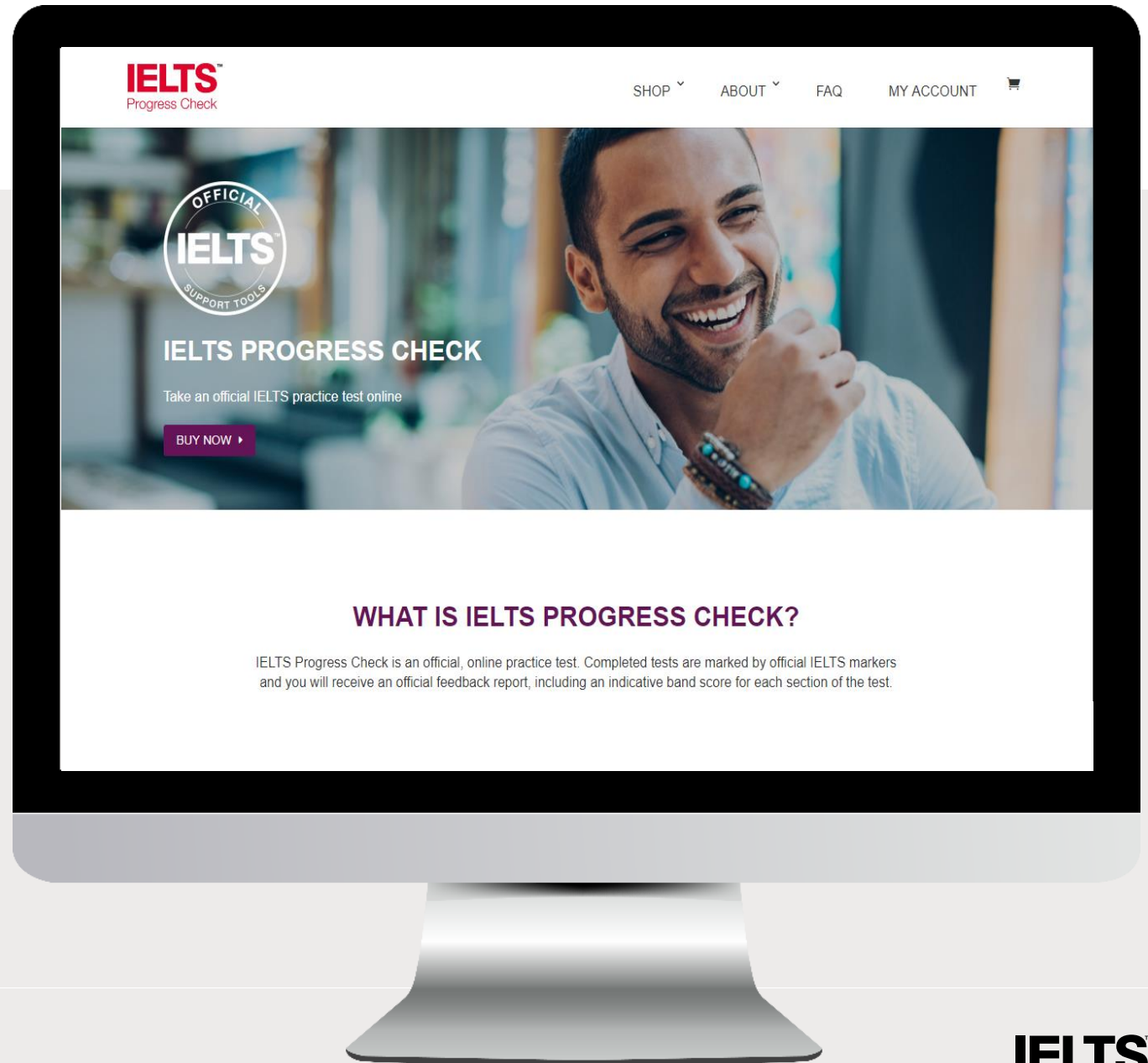
*Please refer to the next page for a breakdown of prices

IELTS Progress Check

Province	Price inclusive of Tax (CAD)
Alberta	\$ 59.95
British Columbia	\$ 59.95
Manitoba	\$ 59.95
New Brunswick	\$ 65.65
Newfoundland and Labrador	\$ 65.65
Northwest Territories	\$ 59.95
Nova Scotia	\$ 65.65
Nunavut	\$ 59.95
Ontario	\$ 64.51
Prince Edward Island	\$ 65.65
Quebec	\$ 65.64
Saskatchewan	\$ 59.95
Yukon	\$ 59.95

Key Features

- Delivered completely online
- Online purchase options
- Can be taken on the following:
 - Desktop
 - Laptop
 - Tablet (iOS app required)
- Includes all four skills
- Detailed feedback report including:
 - Indicative band scores
 - Marker comments
- Choice of 5 practice tests
(3 Academic, 2 General Training)
- Not timed unlike the real test



Key Benefits

Convenience - Online practice tests can be accessed at the preferred time and place

Easy payment process - Provides instant access to the online practice tests

Preference of device - Test takers have the choice to use multiple devices

Choice of two tests - Provides test takers an option of choosing the most appropriate one

Not time sensitive - Unlike the real test the practice tests aren't timed

Authentic experience – Practice tests follow the IELTS test format and question types. The practice test is suitable for both paper and computer-delivered IELTS test takers

Detailed feedback – Report provides an indicative overall band scores and detailed feedback for each skill including individual marker feedback for both Writing tasks

Testimonials

IELTS Progress Check launched in Australia in mid 2017.

The product has been very well received by users.

"It's very close to the real exam"

"I think it is actually really good for someone who hasn't been through the test before"

"It is good for anyone who is interested in IELTS"



Sunny, IELTS Progress Check user from China

<https://youtu.be/5mVte1bUKSI>



Beatrice, IELTS Progress Check user from Columbia

<https://youtu.be/OOy09EkgYwU>



Catalina, IELTS Progress Check user from India

<https://youtu.be/GJ6IJnPKGoQ>



Product

**IELTS
Progress
Check**

A low stakes
online practice
test for IELTS

Price

**Price from \$59.95
CAD**

Price is inclusive of
GST
Priced at a premium
due to the level of
feedback provided

Promotion

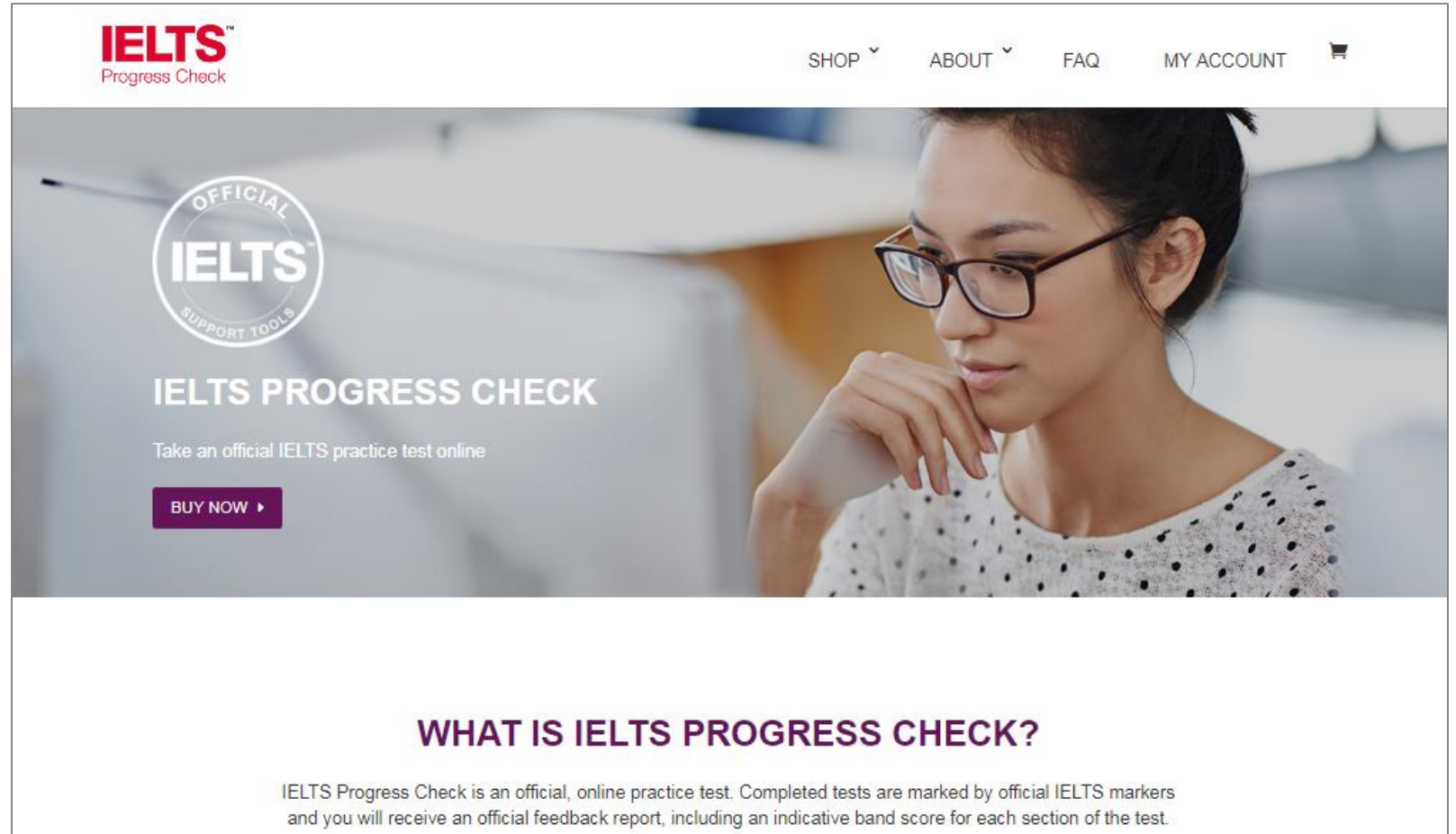
Launch marketing
Collateral available
for websites and
digital campaigns

Place

**Available online
in specific countries**
Geo-limited* to ensure
only taken by
residents in approved
countries

IELTS Progress Check website

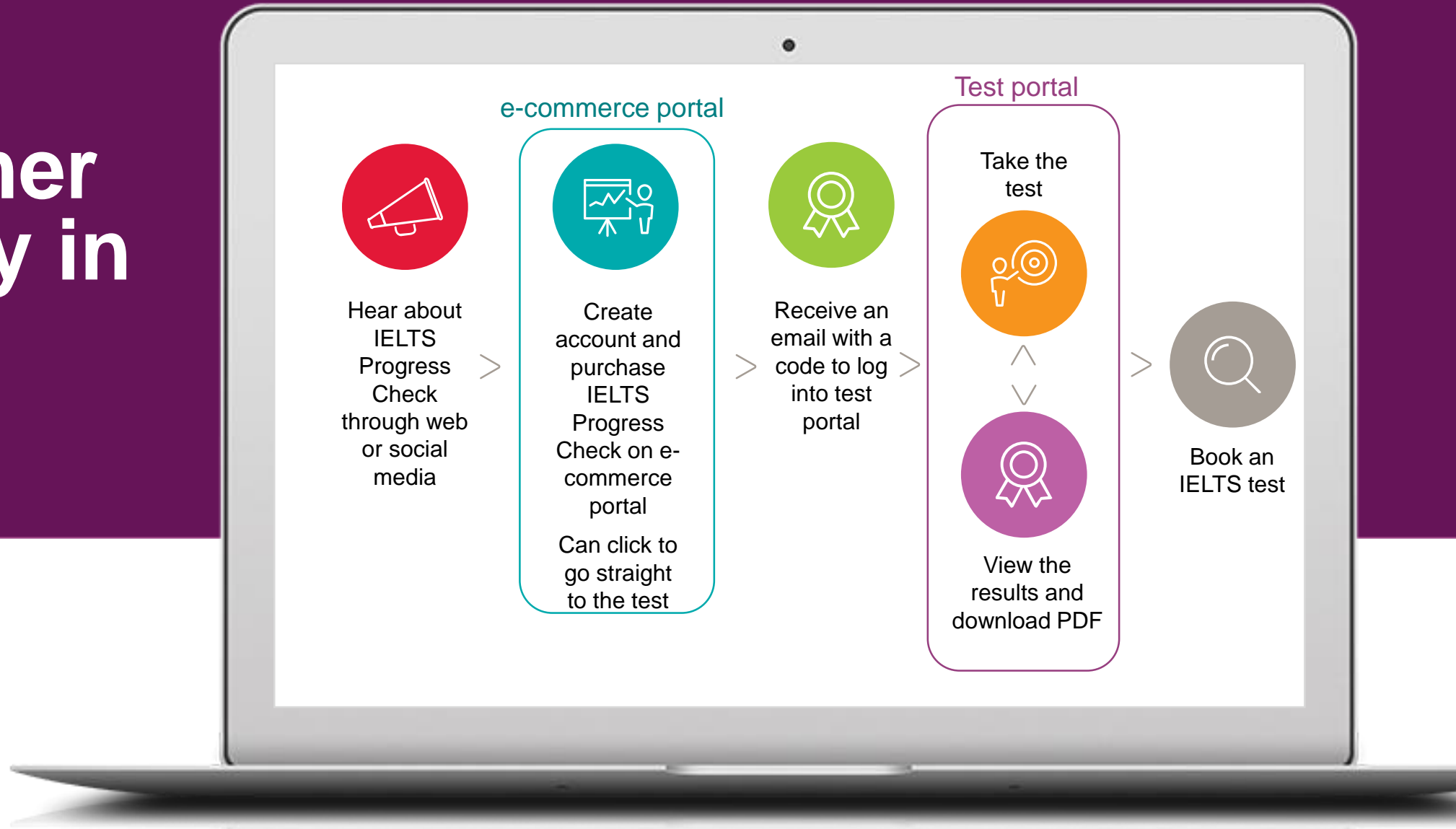
- The IELTS Progress Check is hosted through the landing page shown (right)
- The purchase of the practice tests can be made through this landing page which will provide you access to the IELTS Progress Check dashboard


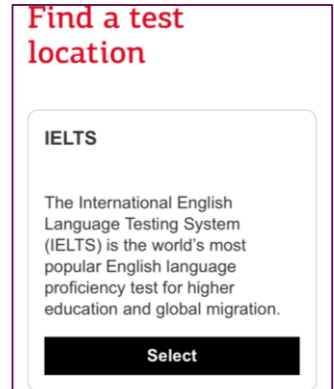


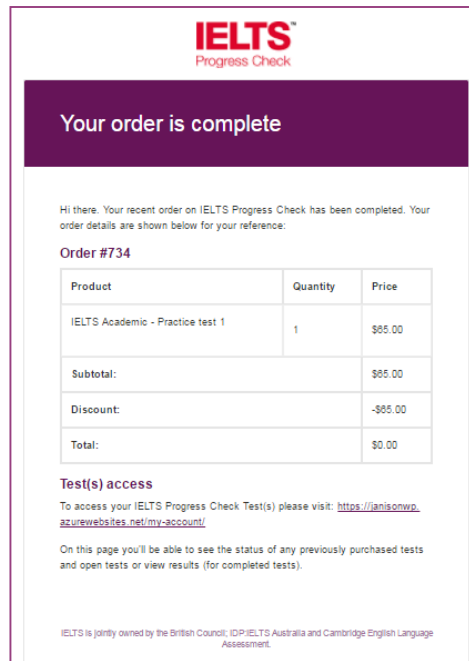


The screenshot shows the IELTS Progress Check website landing page. At the top left is the IELTS Progress Check logo. To the right are navigation links: SHOP, ABOUT, FAQ, and MY ACCOUNT with a shopping cart icon. The main content area features a large image of a woman with glasses looking thoughtful. Overlaid on this image is the text 'OFFICIAL IELTS SUPPORT TOOLS' in a circular seal, followed by 'IELTS PROGRESS CHECK' and 'Take an official IELTS practice test online'. A purple 'BUY NOW' button is positioned below the text. At the bottom of the page, there is a section titled 'WHAT IS IELTS PROGRESS CHECK?' with a short paragraph explaining that it is an official online practice test with feedback reports.

Customer Journey in brief

A seamless journey





1

Hear about IELTS Progress Check through web or social media

2

Create account and purchase IPC on e-commerce portal

3

Receive an email to log into test portal or you can click to go straight to test

4

View the results and download PDF

5

Book an IELTS test at a location near you

What do I need to take the IELTS Progress Check?



- Laptop/PC with microphone
- iOS Tablet
- Internet Connection
- Supported Browser (Chrome, Firefox)

Purchase in three easy steps

1. Add to basket

2. Create an account

3. Place your order

BASKET

"IELTS General Training - Practice Test 1" has been added to your basket. [CONTINUE SHOPPING >](#)

Product	Price	Quantity	Total
IELTS General Training - Practice Test 1	\$65.00	1	\$65.00

Coupon code [APPLY COUPON](#) [UPDATE BASKET](#)

BASKET TOTALS

Subtotal	\$65.00
Total	\$65.00 (includes \$5.91 GST)

[PROCEED TO CHECKOUT >](#)

CHECKOUT

Returning customer? [Click here to login](#)
For faster checkout, login or register using your social account. [Click here to login](#)

Please note: This product is only currently available within Australia

BILLING DETAILS

First Name

Last Name

Company Name

Email Address

YOUR ORDER

Product	Total
IELTS General Training - Practice Test 1 x 1	\$65.00
Subtotal	\$65.00
Total	\$65.00 (includes \$5.91 GST)

NAB Transact

Credit cards accepted: Visa, Mastercard

I've read and accept the terms & conditions *

[PLACE ORDER](#)


Account creation is required during purchase.
Customers can log in to access purchased practice tests and feedback reports.

Click My Account to start test

PURCHASE CONFIRMED

Save time next time you checkout by linking your account to your favorite social network. No need to remember another username and password.

 [Link your account to Facebook](#)

 [Link your account to Google](#)

Your purchase is now complete. Click the following link to access your practice tests.

[MY ACCOUNT ▶](#)

ORDER NUMBER:
1043

DATE:
June 6, 2017

TOTAL:
\$0.00



Hello **merlin** (not merlin? Sign out)

Your package codes and enrolment codes will be automatically inserted for you after you click 'Start test'. Simply hit 'next' when prompted for your codes. However, you will need to enter the codes yourself if you are using the IELTS Progress Check iPad app. The iPad app is available via the Apple App Store.

YOUR ENROLMENTS:

IELTS ACADEMIC PRACTICE TEST 1

[START TEST ▶](#)

Order Date: 6 Jun 2017

Enrolment Status: **Answers not yet submitted**

Show codes



IELTS Progress Check Dashboard

IELTS

Login

Please enter your package code in the form below:

X H Z - W S S F Z

Next

IELTS

IELTS

Login

Please enter your enrollment code in the form below:

T K C F - H B C L

Next

IELTS

Two layer authentication feature

IELTS[™]
Progress Check

Before you begin, please read the instructions below.

Listening
⌚ 30 mins

Reading
⌚ 60 mins

Writing
⌚ 60 mins

Speaking
⌚ 11-14 mins

My Results

Answers not yet submitted for marking.

Your test will be submitted for marking when you complete all four sections above.

[Logout to exit this test.](#)

Select the test that you want to start with by clicking on the word or icon. The icons will become colored as each section is completed and submitted

The Reading test

IELTS Reading Screen 1 of 7

READING PASSAGE 1
You should spend about 20 minutes on Questions 1–13 which are based on Reading Passage 1.

A Chronicle of Timekeeping
Our conception of time depends on the way we measure it

A. According to archaeological evidence, at least 5,000 years ago, and long before the advent of the Roman Empire, the Babylonians began to measure time, introducing calendars to co-ordinate communal activities, to plan the shipment of goods and, in particular, to regulate planting and harvesting. They based their calendars on three natural cycles: the solar day, marked by the successive periods of light and darkness as the Earth rotates on its axis; the lunar month, following the phases of the moon as it orbits the Earth; and the solar year, defined by the changing seasons that accompany our planet's revolution around the sun.

B. Before the invention of artificial light, the moon had greater social impact. And, for those living near the equator in particular, its waxing and waning were more conspicuous than the passing of the seasons. Hence, the calendar

Questions 1-4
Reading Passage 1 has eight paragraphs, A–H.
Which paragraph contains the following information?
Drag the correct letter, A–H, into the box to match the statements.

1 a description of an early timekeeping invention affected by cold temperatures

2 an explanation of the importance of geography in the development of the calendar in farming communities

3 a description of the origins of the pendulum clock

Next

Screen 6 of 7

Questions 27–30
Complete each sentence with the correct ending, A–G, below.
Type the correct letter, A–G, into boxes for 27–30.

A the discovery of a mechanism for telepathy.
B the need to create a suitable environment for telepathy.
C their claims of a high success rate.
D a solution to the problem posed by random guessing.
E the significance of the ganzfeld experiments.
F a more careful selection of subjects.
G a need to keep altering conditions.

Back **Next**

Screen 7 of 7

40
flow.
Write **THREE WORDS** from the passage for each answer.
Boxes 31–40.

Telepathy Experiments

Description	Result	Flaw
...lived a person acting 31		Positive results could be produced by factors such as 34
...picked out one 32		Hit-rates were higher with random guessing.

Back **Next**

The Writing test

IELTS™ Writing Screen 1 of 2

Cement Production

The diagram shows the process of cement production. It starts with Limestone and Clay being fed into a Crusher. The resulting Powder is then mixed in a Mixer. This mixture goes into a Rotating heater where Heat is applied. The output goes to a Grinder, and the final product is packed into Bags of Cement.

Concrete Production

The diagram shows the process of concrete production. Cement (15%), Sand (25%), and Gravel* (50%) are added to a Concrete mixer. Water (10%) is poured into the mixer. The mixer rotates to combine the ingredients into concrete.

*Gravel = small stones

WRITING TASK 1

You should spend about 20 minutes on this task.

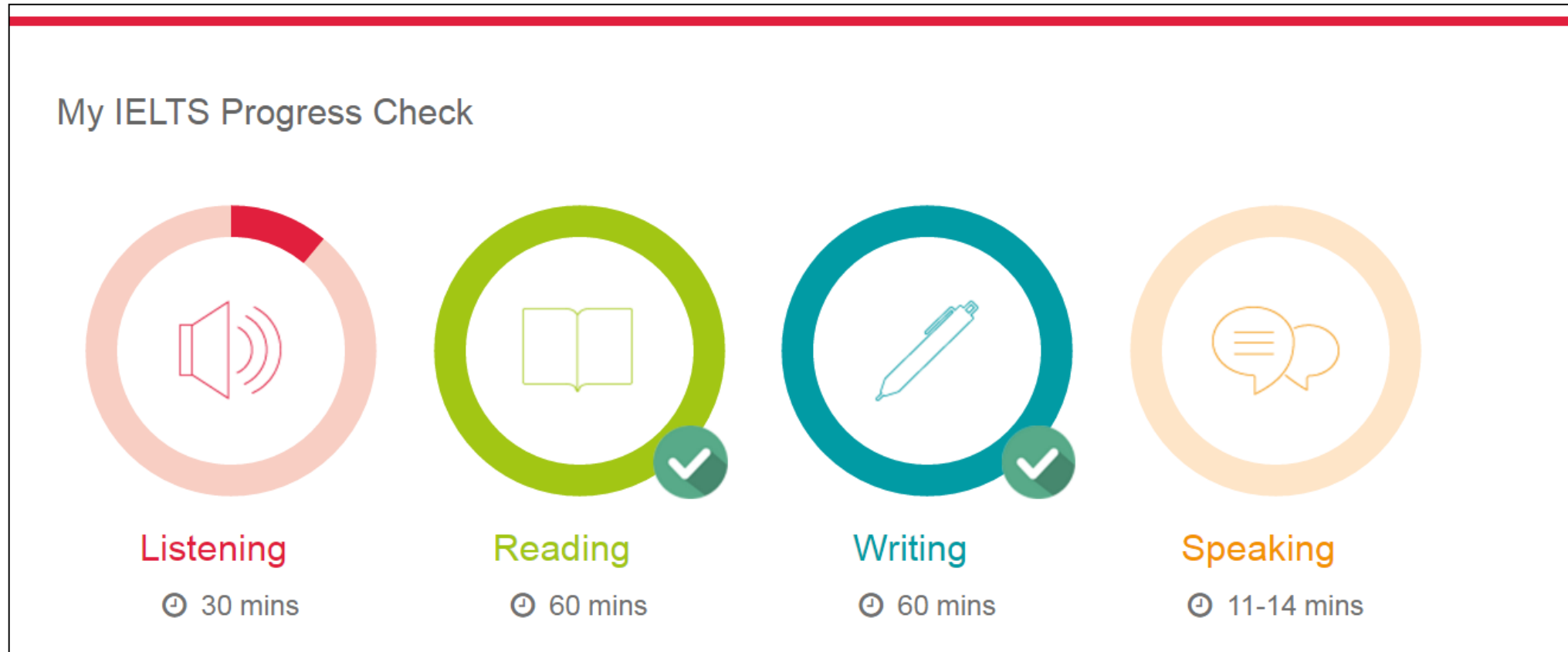
The diagrams show the stages and equipment used in the cement-making process, and how cement is used to produce concrete for building purposes. Summarise the information by selecting and reporting the main features, and make comparisons where relevant.

Write at least 150 words.

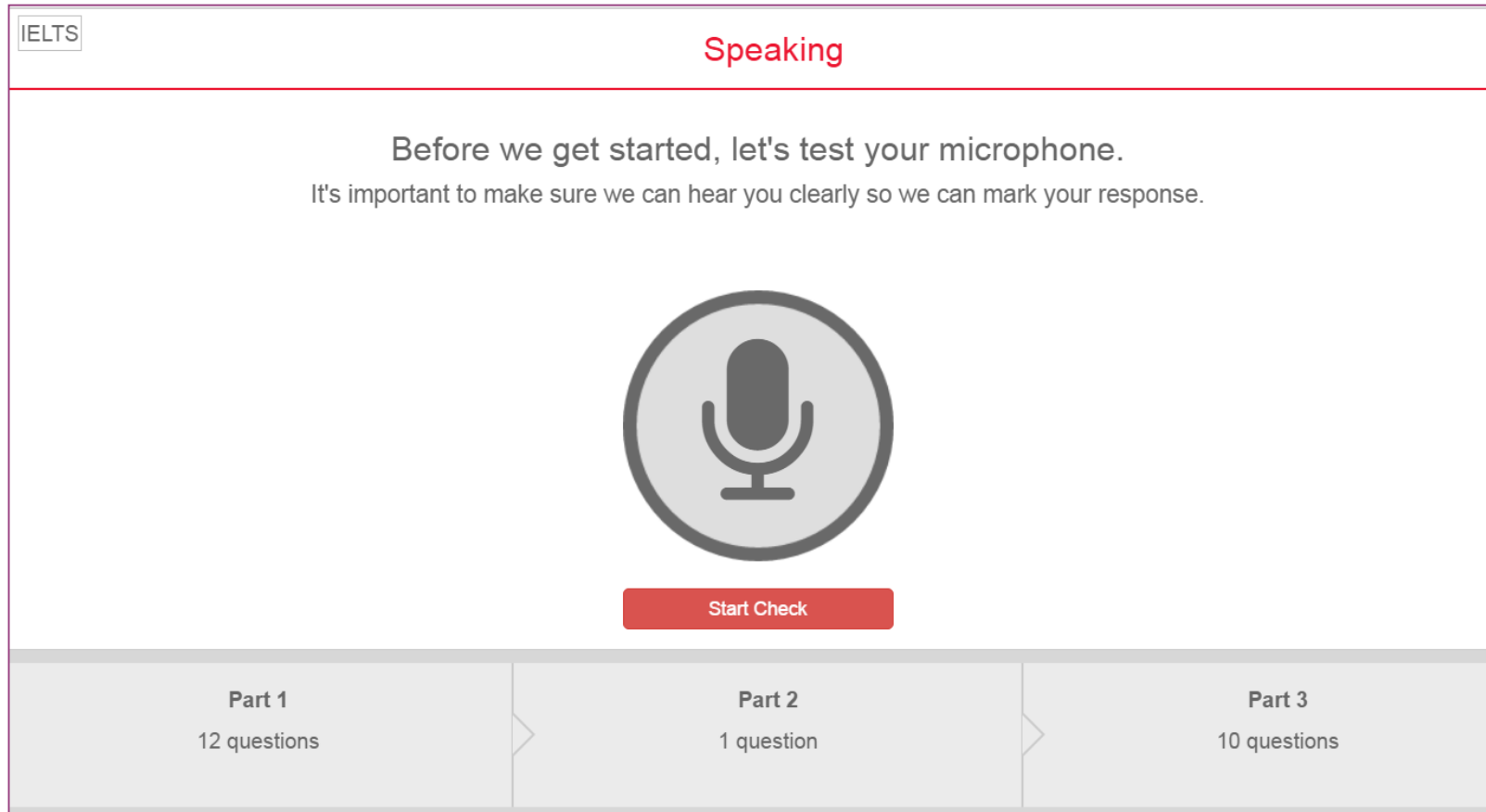
Scroll

Flag Next

Dashboard updates automatically



The Speaking test



The screenshot shows the IELTS Speaking test interface. At the top left is the 'IELTS' logo. The title 'Speaking' is centered at the top in red. Below the title, the text reads: 'Before we get started, let's test your microphone. It's important to make sure we can hear you clearly so we can mark your response.' In the center is a large microphone icon inside a circle. Below the icon is a red button labeled 'Start Check'. At the bottom, there is a progress bar with three sections: 'Part 1' (12 questions), 'Part 2' (1 question), and 'Part 3' (10 questions). The 'Part 1' section is currently selected and highlighted.

Microphone check is conducted at the start of the Speaking test.

The Speaking test – Part One

The screenshot displays the IELTS Speaking test interface. At the top left, the 'IELTS' logo is visible. The word 'Speaking' is centered at the top in red. On the left, a video feed shows a male candidate with grey hair and a beard, wearing a grey suit jacket over a pink shirt, sitting at a desk with papers and a pen. To the right of the video is a large circular microphone icon with a green progress ring and the number '4' below it, indicating a 4-minute time limit. At the bottom, a progress bar shows 12 numbered circles for 'Part 1', with the 8th circle highlighted. To the right of the progress bar are two grey boxes: 'Part 2 1 question' and 'Part 3 10 questions'.

The Speaking test starts automatically and you can see the time you have left to respond to each question.


The Speaking test – Part Two

IELTS Speaking

Describe a memorable event in your life.

You should say:

- when the event took place
- where the event took place



Part 1 12 questions Part 2 1 Part 3 10 questions

You have one minute to make notes before commencing to speak

The Listening test

IELTS™ Listening Screen 2 of 8

SECTION 1 Questions 1-10

Questions 4-10

Complete the table below.

Write **ONE WORD AND/OR A NUMBER** for each answer.

Item	Damage	Cost to repair/replace
Television	The 4 <input type="text"/> needs to be replaced	not known
The 5 <input type="text"/> cabinet	The 6 <input type="text"/> of the cabinet is damaged	7 \$ <input type="text"/>

[Scroll](#)

[Back](#) [Next](#)

IELTS™ Listening Screen 3 of 8

Questions 12-14

Label the plan below.

Write **NO MORE THAN TWO WORDS** for each answer.

Agricultural Park

12

13

[Back](#) [Next](#)

IELTS™ Listening Screen 4 of 8

SECTION 2 Questions 11-20

Questions 15-20

Choose the correct letter, A, B or C.

15 When are the experimental areas closed to the public?

A - all the year round

B - almost all the year

C - a short time every year

16 How can you move around the park?

A - by tram, walking or bicycle

B - by solar car or bicycle

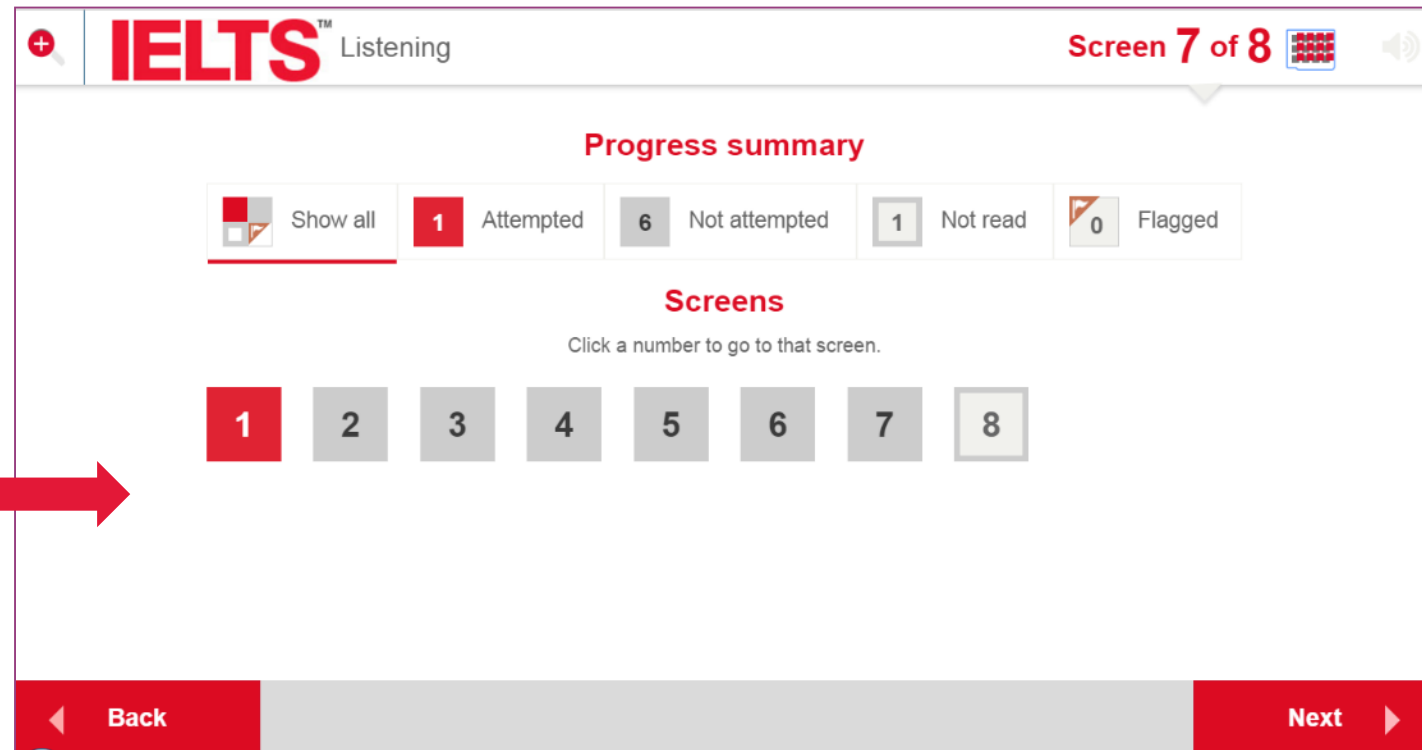
[Scroll](#)


[Back](#) [Next](#)

Summary page for each skill



Screen 7 of 8 

Click here on each screen to see how far you have progressed in this section



IELTS™ Listening Screen 7 of 8 

Progress summary

 Show all **1** Attempted **6** Not attempted **1** Not read  **0** Flagged

Screens

Click a number to go to that screen.

1 2 3 4 5 6 7 8

Back **Next**

Marking in progress upon completion

My IELTS Progress Check



**Listening
General**

30 mins



**Reading
General**

60 mins



**Speaking
General**

11-14 mins



**Writing
General**

60 mins

My Results

Marking in Progress

All four sections of the practice test must be submitted in order for marking to commence

Results and feedback report



LAUREL
SCOTT

Test version: IELTS General Training
Test number: general-training-1-r2



YOUR IELTS PROGRESS CHECK REPORT

This is your IELTS Progress Check Report. It is always a good idea to check how far you've progressed in improving your English to make sure you are best positioned to achieve your goals.

This report provides indicative Band Scores (based on your performance in this particular practice test). This gives you insight into how you are progressing with your IELTS preparation.

Please remember that this is not an IELTS Test Report Form. It is for your information only. It will not be accepted as proof of your English language proficiency by organisations or governments that recognise IELTS results.

There are many factors that influence the outcome on test day. We have prepared some tips and guidance to help you do your best on test day.

Results can be viewed online or downloaded PDF.

Mobile responsive results to enable users to read their results on their phone

Results and feedback

Detailed feedback report

- Indicative overall band score
- Indicative band scores for each of the four sections
- Individual criteria feedback for Speaking & Writing
- Specific notes from the marker on Writing task 1 & 2
- Advice on how to improve
- General hints and tips on how to do well on test day

IELTS Progress Check

LAUREL
SCOTT

Test version: IELTS General Training
Test number: general-training-1+r2

YOUR IELTS PROGRESS CHECK REPORT

This is your IELTS Progress Check Report. It is always a good idea to check how far you've progressed in improving your English to make sure you are best positioned to achieve your goals.

This report provides indicative Band Scores (based on your performance in this particular practice test). This gives you insight into how you are progressing with your IELTS preparation.

Please remember that this is not an IELTS Test Report Form. It is for your information only. It will not be accepted as proof of your English language proficiency by organisations or governments that recognise IELTS results.

There are many factors that influence the outcome on test day. We have prepared some tips and guidance to help you do your best on test day.

Your overall indicative band-score and feedback

7
INDICATIVE BAND-SCORE
GOOD USER

You can usually speak English without pausing very much. You may speak slowly and repeat or correct what you have said. You use connecting words (discourse markers) to structure what you say, but you might often repeat the same ones. You become less fluent when you try and express something complicated.

DISCLAIMER

The score given in your IELTS Progress Check report are based on your performance on the day and should be used for guidance only. While the content of the Practice test is official and authentic, using it before influences your performance and result on test day. Your IELTS Progress Check Report is not an actual IELTS Test Report Form and cannot be used to support applications for study, work or visas. Practising the test alone is not enough to improve your English skills. Please read your IELTS Progress Check Report carefully. The feedback you receive in your report will help you identify areas for improvement before you take another practice test.

IELTS Progress Check — 1

READING TIPS

- When you come to reading the passage, read it quickly the first time in order to get a general idea of what it's about. Don't worry about words you do not understand. Then read each question again to remind yourself which parts of the passage you will need to read again in detail.
- The Reading passages always contain the information you need to answer the question. You won't have to use your own knowledge of a topic.
- If there are questions you cannot answer, leave them and move on to the next question. This will help you to stay calm and positive. Go back to those questions at the end, if you have time.
- If you are asked to label a diagram, you will find the words you need in the text. Be sure to copy them carefully from the text with the correct spelling.

HOW TO IMPROVE

Improve by reading everyday texts on more topics. Pick ones where you don't know all the words. Try to understand the text, guessing if needed. Try also to see how sentences beside each other are related. Afterwards, look up the things you don't understand so that you improve.

Also try to read texts where you need to find specific information, such as in notices, timetables and catalogues. You have strategies for finding information quickly in your own language. Use the same strategies to find the important information as quickly as you can.

Writing: Task Two

WRITING: TASK TWO - TASK RESPONSE (25%)

You may have addressed only part of the task. The format may be inappropriate at times. That is, you might not have always used full sentences. You might not have clearly developed a position (your own viewpoint), or come to any conclusions. Some of your ideas may not be developed. Doing any of these things will limit your score to a band 5 for this criterion.

HOW TO IMPROVE

Practise writing to give information and make arguments. Make sure you cover all the points that need to be covered, providing supporting ideas and details. Reread your work and see if you can make your points clearer. Is the ordering of your ideas logical? Sometimes, rearranging them can make things clearer. You can also try joining up or separating sentences, using the right connecting devices, and changing where you divide your paragraphs.

Continue to develop your vocabulary. Words can be similar in meaning but differ in formality, in their tone, and in their implications. Focus on learning the best words to use for the writing task, the situation, and what you want to say. Challenge yourself by producing sentences that are more complex. If you make mistakes with them, don't worry too much; just check and see how you can fix them.

Customer Service

- Designed for the user to self help via FAQ's
- All customer contact is via the Contact Us form online
- This is a common approach to service delivery today

Service offering includes:

- Contact Us
 - Payment enquiries (I bought the wrong test)
 - Technical enquiries (my browser doesn't work)
- FAQ's - Comprehensive self help

Other examples of low touch self help customer service:

<https://help.uber.com/>
<https://www.airbnb.com.au/help>

CONTACT US
If your question is not answered in the FAQs and you need additional support please use the below form:
Your Name (required)
Your Email (required)
Your Phone Number
Phone number
What do you need help with?
Please let us know how we can help

FREQUENTLY ASKED QUESTIONS
Please refer to the FAQs below to find answers to common questions asked about IELTS Progress Check.
• General questions
• Test preparation
• Results and marking
• My Account
• Technical questions
GENERAL QUESTIONS
WHAT IS IELTS PROGRESS CHECK?
SHOULD I TAKE IELTS ACADEMIC OR IELTS GENERAL TRAINING?

Product experience in Australia shows there are very low rates of user enquiries for IPC

- **Built in**
 - Equipment checks
 - Browser checks
 - Use instructions



Branding, Positioning & Promotion

Target Markets




- **First time test takers** who want to learn about the test and have an authentic practice experience



- **Repeat test takers** who are keen to check on their IELTS progress before sitting the next test



- **English language learners** who want to understand how they are progressing with their language learning



- **English language schools/teachers** to check if learning outcomes are being achieved, and potentially may want to use this as a placement test

Test Centre Promotional Assets Available

Test Centre marketing toolkit

- Product explainer video
- Testimonial videos
- A2 Poster
- A6 Postcard & A4 flyer
- Pull-up Banner
- Animated Web Banners
- Social media assets
- Powerpoint slide inserts
- Example Web copy

Digital Signage

- Designed for in office display and can be resized according to your specifications

Email Template

- Designed in mailchimp to be shared with current database in ORS by the regional marketing team to test takers



How to use the promotional assets?

1. Display marketing collateral and signage at your **Test Centre/Office**
2. Use the **website** copy to provide information **online**
3. Provide attendees marketing collateral at **events**
4. Share in **IELTS** Information sessions
5. Send out information to subscribers in your **newsletters**

How does it compare?

- **IELTS Progress Check provides quality feedback**
 - IELTS Progress Check has premium positioning due to level of feedback
 - Test takers receive a detailed multipage report
 - Specific feedback from markers for both Writing tasks
- **IELTS Progress Check offers a competitive advantage**
 - Competitors offer online practice tests
 - Competitors don't provide the same level of comprehensive feedback

So why would a test taker buy it?

- It is an **official online practice test** product made by the **IELTS Partners** so **test takers can trust it**
- I can **quickly & easily understand** what my **indicative band score** is well in advance of the test and without having to pay an IELTS test fee
- I get **official feedback from the marker** that **helps my English language** teacher and I see where I need to improve
- I can do it at any time of the day or night that suits me
- I will **get my results and feedback in 5 working days**



Questions?

Thank you