

DC Voters

Let's get ready to **RANK THE DISTRICT**

1 Vote for your favorite candidate 1st.

2 Rank your backup choices (2nd, 3rd, 4th, 5th).
Only rank candidates you support.

3 Your vote stays with your 1st choice.
If they lose (last place), then your vote moves to your next choice.

This repeats until a candidate wins with over 50% of the vote.

EXAMPLE ELECTION	CHOICE				
	1	2	3	4	5
Wizards	<input type="radio"/>	<input type="radio"/>	<input checked="" type="radio"/>	<input type="radio"/>	<input type="radio"/>
Mystics	<input checked="" type="radio"/>	<input type="radio"/>	<input type="radio"/>	<input type="radio"/>	<input type="radio"/>
Commanders	<input type="radio"/>	<input type="radio"/>	<input type="radio"/>	<input checked="" type="radio"/>	<input type="radio"/>
Nationals	<input type="radio"/>	<input checked="" type="radio"/>	<input type="radio"/>	<input type="radio"/>	<input type="radio"/>
Capitals	<input type="radio"/>	<input type="radio"/>	<input type="radio"/>	<input type="radio"/>	<input checked="" type="radio"/>

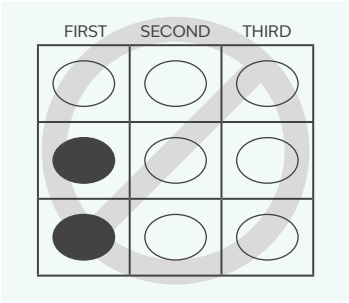
Favorite Candidate

Backup Choices



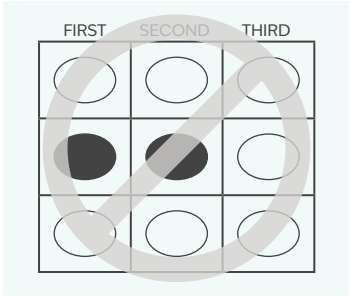
Rank the District

Grow Democracy DC
Civic Education Fund

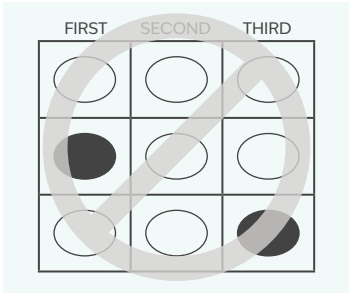


WHAT NOT TO DO

Don't mark more than one oval per column.




Don't mark more than one oval per row.



Try not to skip any rankings. But you are not required to rank everyone.

CORRECT

Each choice is in a different column and a different row.



LEARN MORE AT rankthedistrict.org

SOCIALS AT [@rankthedistrict](https://twitter.com/rankthedistrict)