

Data and opinions as of June 30, 2024

## Political uncertainty stokes volatility, but markets continue to rally

It has been two years since the start of the monetary tightening cycle, and it has been a full year where rates are at or above 5% in both Canada and U.S. While economic growth in both countries is starting to moderate, markets have been remarkably resilient. Despite tightening monetary policies, financial conditions remain incredibly easy. Equities, by far led by the U.S., continue to see strong gains in the first half of 2024 with major indices reaching new record highs. Despite some volatility and brief selloffs, such as Nvidia's three-day, 13% plunge, the overall market sentiment remains bullish.

The rally in the U.S. has been narrow, with a few mega-cap companies dominating the gains. The S&P 500 market cap weighted index returned 18% in USD year-to-date, outpacing the equal weighted index by 11%. This concentration of performance in select stocks has raised some concerns about market breadth. Additionally, while U.S. markets thrived, the returns of other global markets were much more subdued, with Euro Area equities and the EUR/USD experiencing heightened volatility due to political events. The S&P/TSX Index has lagged this year, and June was no exception. The index returned 9% YTD, and was down -1.5% in June, weighed down by financials, utilities, energy, communications, and materials.

Bond markets finished the month higher with FTSE Canada Universe Bond Index up 1.3%, bringing the year-to-date return to almost breakeven, only down -0.4%. The Global Aggregate Bond Index also rose 0.8% over the month, the index is also nearly flat YTD, down just -0.2%.

### The NEI perspective

**Political regime changes** caused volatility with elections in Mexico, India, France, the U.S., and the UK. There were some surprising outcomes and varying market reactions.

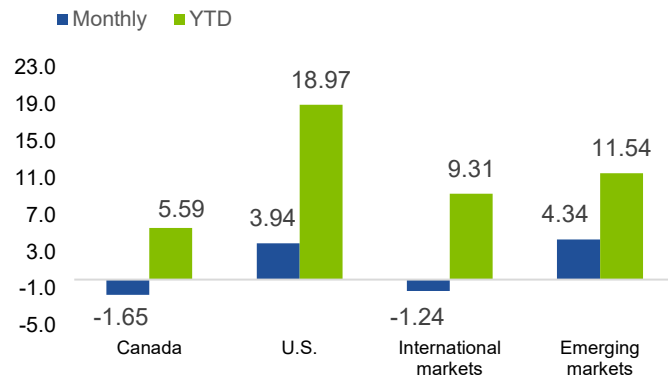
**Emerging market equities** have had a strong month of June and second quarter, outperforming developed markets. This is partially reflected in Taiwan's economic growth due to the continued strength in demand for, and exportation of semiconductors.

**The U.S. economy** has been delivering one upside surprise after another since the pandemic but that has started to show signs of slowdown recently as retail sales and consumer confidence are starting to miss expectations.

From NEI's Monthly Market Monitor for June. Read the [full report](#) for more insights.

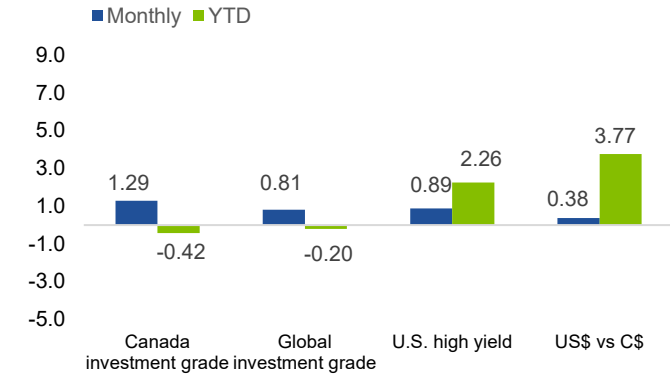
# NEI

## Equity % return in C\$



**Canada:** MSCI Canada; **U.S.:** MSCI USA **International:** MSCI EAFE; **Emerging markets:** MSCI Emerging Markets.  
Source: Morningstar Direct

## Fixed income and currency % return in C\$



**Canada investment grade:** Bloomberg Barclays Canada Aggregate; **Global investment grade:** Bloomberg Barclays Global Aggregate; **U.S. high yield:** Bloomberg Barclays U.S. High Yield.  
Source: Morningstar Direct

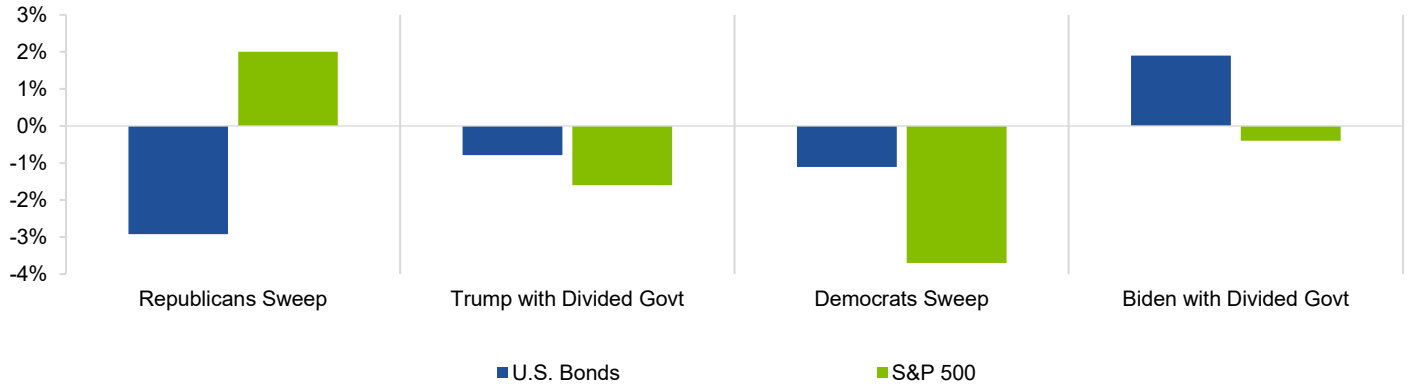
## Political regime changes caused volatility

June was a busy month on the political front as elections in Mexico, India, France, the U.S., and the U.K. have had some surprising outcomes and varying market reactions:

- In France, President Emmanuel Macron's decision to call a snap election has unsettled markets, and the French equity index had its worst week in two years following the decision. The uncertainty surrounding the elections has raised fears of prolonged fiscal deficits and prompted credit rating downgrades, contributing to market volatility and weakening the Euro. The election's impact extends beyond France, potentially complicating the implementation of new EU fiscal rules and affecting the broader European economic landscape.
- In Mexico, the markets reacted negatively to the surprise election results and the extent of Morena party's victory, raising concerns about potential constitutional changes that could weaken institutions and create a less favourable business environment. The peso has suffered its largest fall against the USD since the outbreak of the pandemic, after having been one of the best-performing major currencies against the USD over the past couple of years.
- In India, the surprise election result with Prime Minister Modi's party losing its parliamentary majority initially caused significant volatility in the Indian stock market, as it created uncertainty about the continuation of Modi's pro-business agenda and concerns about the party's ability to form a stable government and continue economic reforms. However, the market showed resilience, and Indian stocks rebounded, with both major indexes recovering within a couple of days. Analysts remain optimistic about India's long-term market prospects, citing favorable demographics and ongoing geopolitical tensions between major powers as supporting factors.
- The U.K. election, which resulted in a Labour victory after 14 years of Tory rule, had a muted impact on markets, as the outcome was largely anticipated and priced in by the markets. Labour's economic agenda is viewed as moderate and prudent, not signaling significant policy shifts.
- The upcoming U.S. election has been dominating headlines with shifting poll predictions and almost daily developments, and is likely to lead to increasing market volatility leading into the November election. The divergent policy approaches of former President Trump and President Biden in areas such as international trade, taxation, immigration, and green energy initiatives could have varying implications for the economy and financial markets. Based on campaign rhetorics, a Republican sweep would likely be positive for the equity markets due to tax cuts, and negative for the bond markets due to inflationary impact of trade policies, while a Democratic sweep would be more positive for the bond markets and negative for equity markets.

## Asset market shifts in four scenarios

### Baseline estimates of impact on asset prices from policy shifts



Source: Goldman Sachs Global Investment Research.

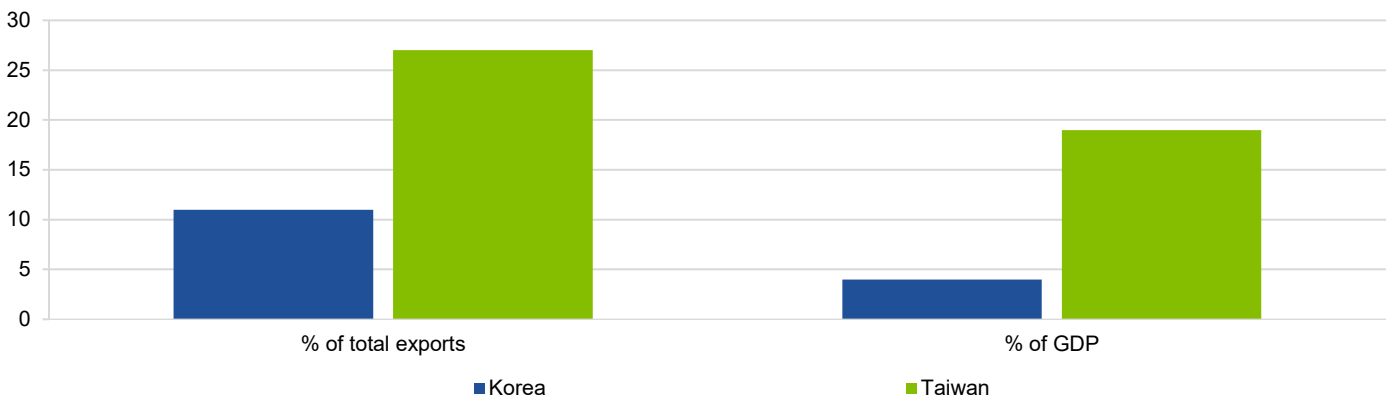
**Bottomline:** While political rhetoric can create short-term noise in the markets, it continues to be corporate earnings and fundamentals that are the real drivers of long-term returns. Historical data demonstrates that markets have shown resilience and indifference under both Republican and Democratic administrations. Investors may want to take advantage short-term market volatilities as entry points but should not position their portfolios any differently based on election outcomes.

## Semis push emerging markets higher

Emerging market equities have had a strong month of June and second quarter, outperforming developed markets. Chinese authorities have been rolling out policies to support the real estate market, which provided a boost to Chinese equity markets. Continued strength in demand for semiconductors is also supporting the Taiwanese equity market, buoying Taiwan Semiconductor Manufacturing Company Limited's (TSMC) market cap to be over 51% of the MSCI Taiwan Index's overall market cap. Exports of high-end semiconductors is also boosting Taiwan's economic growth, where sales of AI-related products account for 27% of Taiwan's total exports and 19% of GDP in Taiwan.

## AI-related products account for a significant share of Korean and Taiwanese economies

### AI exports (%)

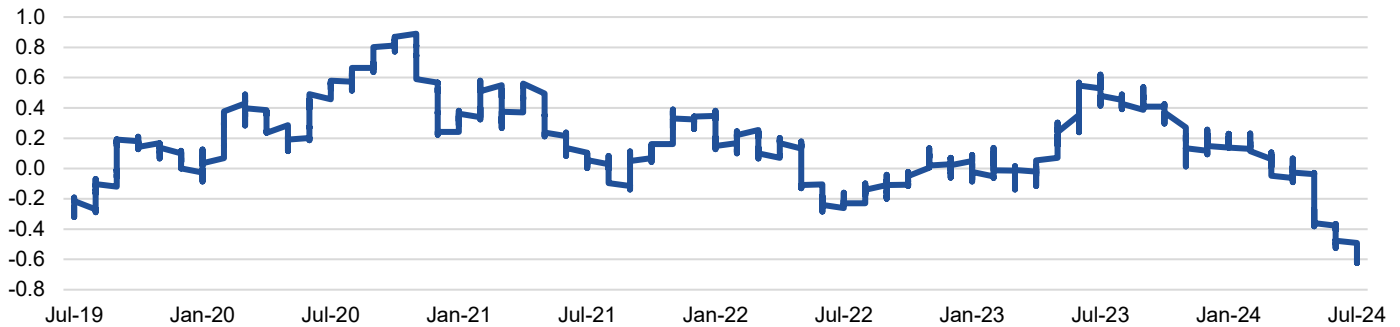


Source: Capital Economics.

## Economy – goldilocks for now but some signs of slowing in the U.S.

The U.S. economy has been delivering one upside surprise after another since the pandemic but that has started to show signs of slowdown recently as retail sales and consumer confidence are starting to miss expectations.

### Bloomberg U.S. economic surprise index turned negative



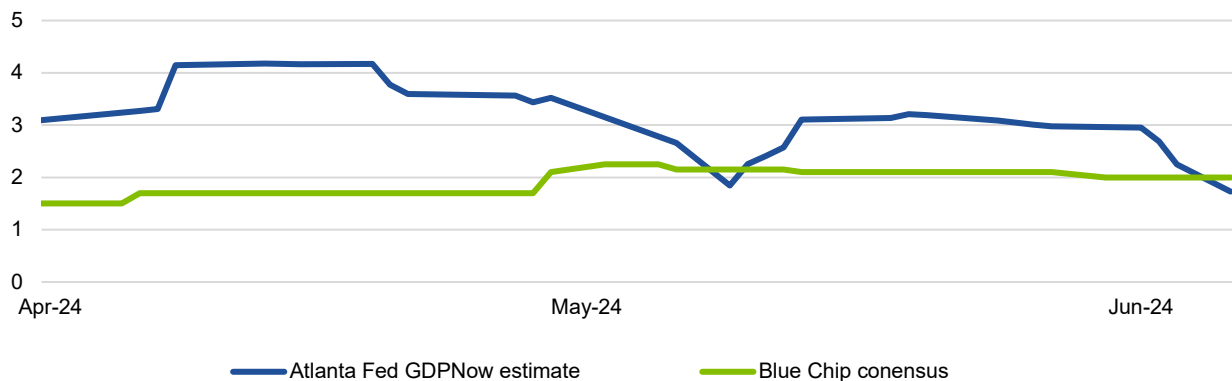
Source: Bloomberg.

The depletion of excess savings, particularly among lower-income groups, is starting to dampen consumer spending, a key driver of the U.S. economy.

The Federal Reserve Bank of Atlanta (Atlanta Fed) GDPNow forecasting model, a higher frequency measure of economic growth, for Q2 has fallen from 4.2% to 1.8% in 4 weeks. It is now below the consensus estimate for the first time in a long time. Weak manufacturing data fueled speculation that the economy is slowing.

### Evolution of Atlanta Fed GDPNow real GDP estimate for Q2 2024

#### Percentage change quarter-over-quarter



Source: Bloomberg. Atlanta Fed Nowcast.

Additionally, the gradual rebalancing of the labour market may further contribute to this slowdown. Data releases on job openings and labour market turnover survey is lagged by a month, but they are important inputs to assess labour market tightness. The April Job Openings and Labor Turnover Survey (JOLTS) data pointed to a continued easing in the labour supply/demand imbalance. This should give the Fed tentative confidence that the labour market is rebalancing and in turn, inflation pressures overall will continue to subside.

Aviso Wealth Inc. ("Aviso") is the parent company of Aviso Financial Inc. ("AFI") and Northwest & Ethical Investments L.P. ("NEI"). Aviso and Aviso Wealth are registered trademarks owned by Aviso Wealth Inc. NEI Investments is a registered trademark of NEI. Any use by AFI or NEI of an Aviso trade name or trademark is made with the consent and/or license of Aviso Wealth Inc. Aviso is a wholly-owned subsidiary of Aviso Wealth LP, which in turn is owned 50% by Desjardins Financial Holding Inc. and 50% by a limited partnership owned by the five Provincial Credit Union Centrals and The CUMIS Group Limited.

This material is for informational and educational purposes and it is not intended to provide specific advice including, without limitation, investment, financial, tax or similar matters. This document is published by AFI and unless indicated otherwise, all views expressed in this document are those of AFI. The views expressed herein are subject to change without notice as markets change over time. Views expressed regarding a particular industry or market sector should not be considered an indication of trading intent of any funds managed by NEI Investments. Forward-looking statements are not guaranteed of future performance and risks and uncertainties often cause actual results to differ materially from forward-looking information or expectations. Do not place undue reliance on forward-looking information. Mutual funds and other securities are offered through Aviso Financial Inc. Commissions, trailing commissions, management fees and expenses all may be associated with mutual fund investments. Please read the prospectus before investing. Unless otherwise stated, mutual fund securities and cash balances are not insured nor guaranteed, their values change frequently and past performance may not be repeated.

The MSCI information may only be used for your internal use, may not be reproduced or re-disseminated in any form and may not be used as a basis for or a component of any financial instruments or products or indices. None of the MSCI information is intended to constitute investment advice or a recommendation to make (or refrain from making) any kind of investment decision and may not be relied on as such. Historical data and analysis should not be taken as an indication or guarantee of any future performance, analysis, forecast or prediction. The MSCI information is provided on an "as is" basis and the user of this information assumes the entire risk of any use made of this information. MSCI, each of its affiliates and each other person involved in or related to computing, computing or creating any MCI information (collectively, the "MSCI Parties") expressly disclaims all warranties (including, without limitation, any warranties of originality, accuracy, completeness, timeliness, non-infringement, merchantability and fitness for a particular purpose) with respect to this information. Without limiting any of the foregoing, in no event shall any MSCI Party have any liability for any direct, indirect, special, incidental, punitive, consequential (including, without limitation, lost profits) or any other damages.