

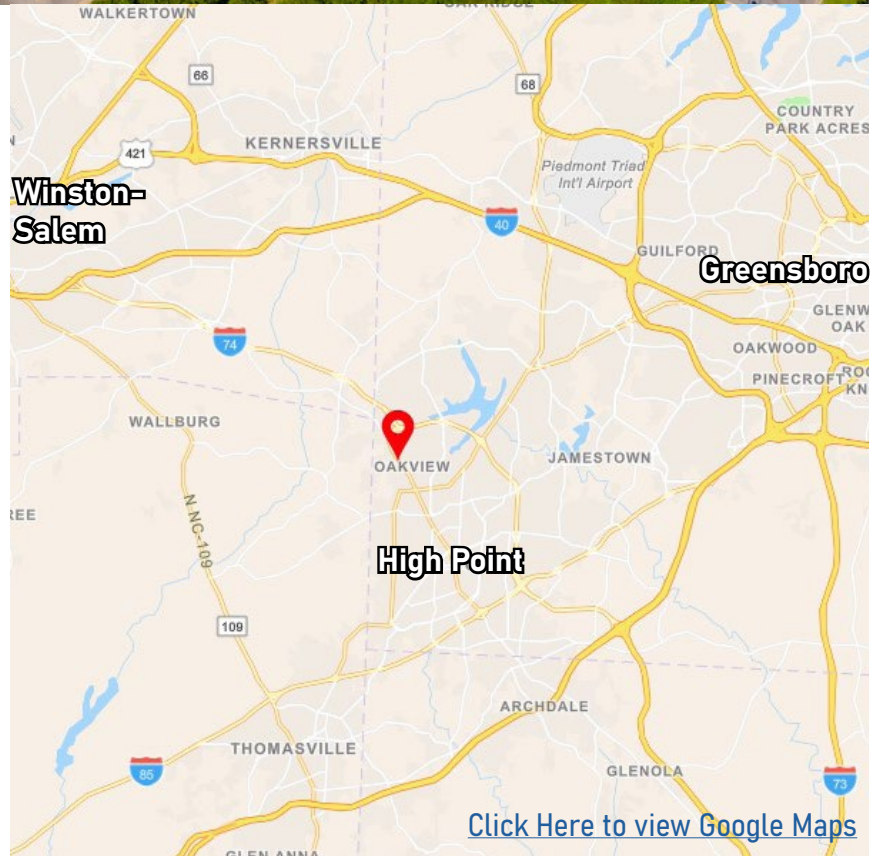
Outparcel Available For Lease

NORTHPOINTE CROSSING | 2713 North Main Street High Point, NC



PROPERTY HIGHLIGHTS

- Situated between Greensboro and Winston-Salem, High Point has an estimated population of 117k.
- High Point's major industries include furniture, textiles, and bus manufacturing.
- 0.78+/- AC outparcel availability on prime retail corridor of N Main Street with 21,500 vehicles per day.
- Located 3 miles north of High Point Market, the largest home furnishings industry trade show in the world that attracts 100,000 exhibitors and buyers from around the world.
- Ground Lease only.



[Click Here to view Google Maps](#)

Claudia Bordeaux
(919) 616-6058
claudia.bordeaux@investmentretail.com

Dan McPhillips
(919) 616-7722
dan.mcphillips@investmentretail.com

Investment Retail, LLC
PO BOX 24922
RALEIGH, NC 27611
WWW.INVESTMENTRETAIL.COM

NORTHPOINTE CROSSING | 2713 North Street High Point, NC

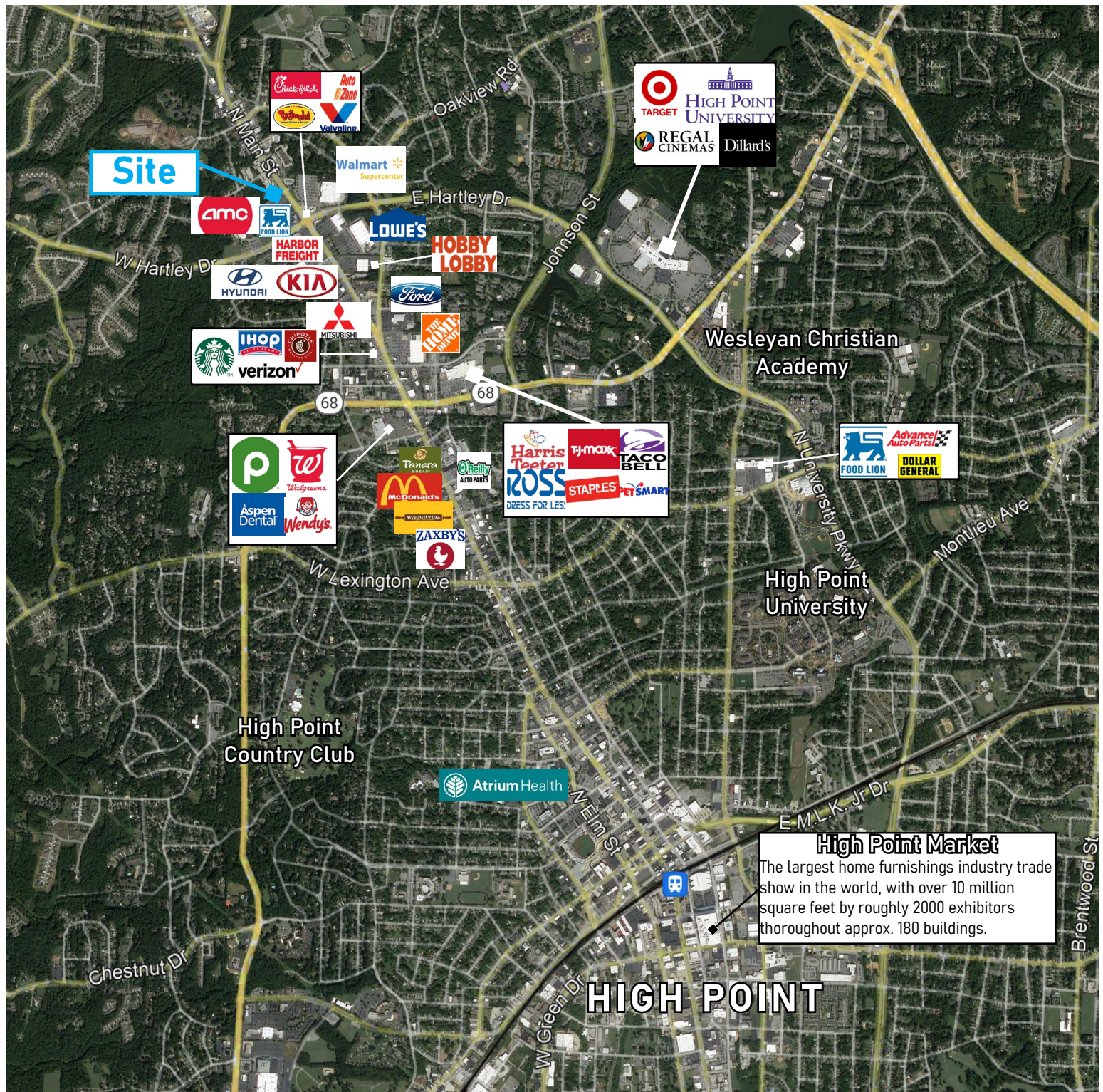


ZONING	Retail Center Click Here to view Code of Ordinances
PRICING	Contact Broker
DOCUMENTS	Subject property is part of Lot 2 - Click Here for Plat Map
SHOPPING CENTER TENANTS	Food Lion, AMC, Subway, Huang's Kitchen, Hair Salon, Cici's Pizza, Nail Salon, Tanning Salon.

DISCLAIMER: Although the information contained herein was provided by sources believed to be reliable, Investment Retail, LLC makes no representation, expressed or implied, as to its accuracy and said information is subject to errors, omissions, or changes.

NORTHPOINTE CROSSING | 2713 North Main Street High Point, NC

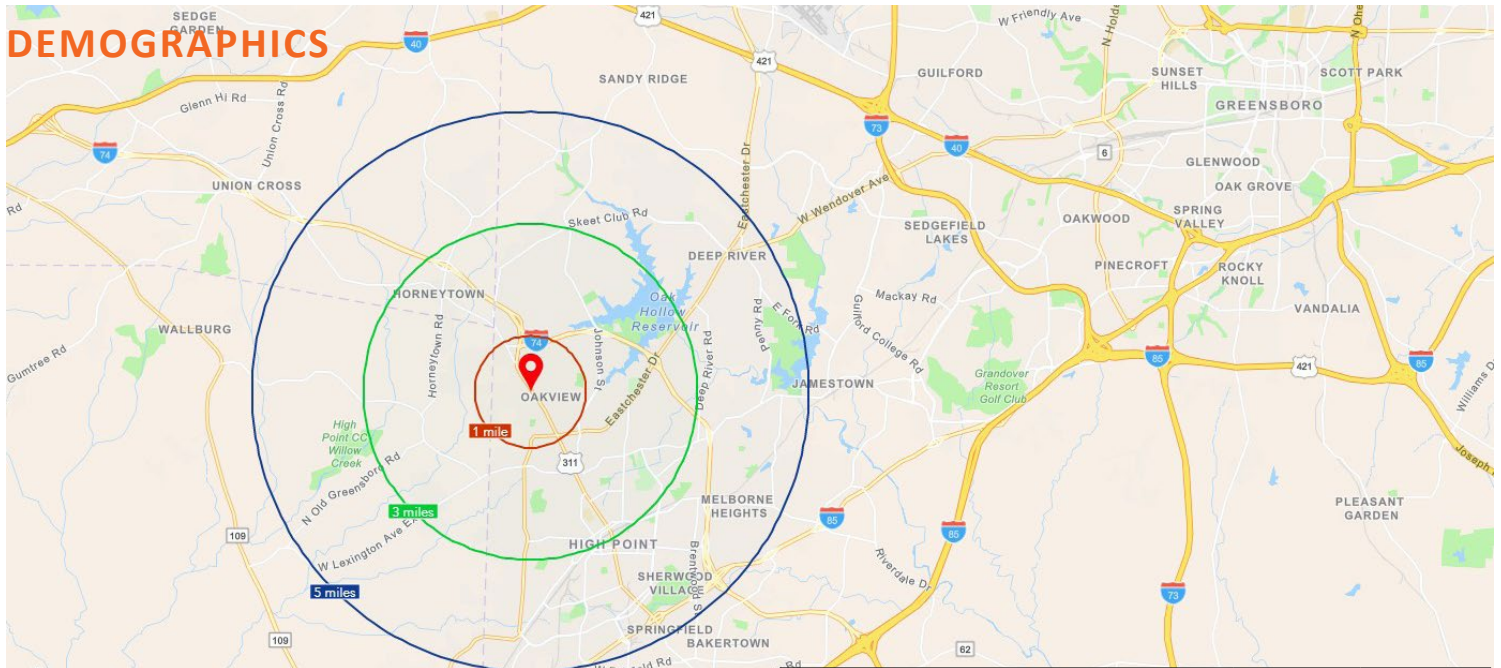
AREA MAP



Claudia Bordeaux
(919) 616-6058
claudia.bordeaux@investmentretail.com

Dan McPhillips
(919) 616-7722
dan.mcphillips@investmentretail.com

Investment Retail, LLC
PO BOX 24922
RALEIGH, NC 27611
WWW.INVESTMENTRETAIL.COM



POPULATION	1 MILE	3 MILES	5 MILES
2000 Population	5,528	41,847	86,449
2010 Population	6,398	47,490	99,465
2021 Population	7,089	49,803	106,724
2026 Population	7,377	51,162	110,774
2021-2026 Annual Rate	0.80%	0.54%	0.75%
2021 Daytime Population	7,956	49,052	108,224
2021 Median Age	38.6	39.7	39.4
HOUSEHOLDS			
2000 Households	2,408	17,268	33,872
2010 Households	2,794	19,009	39,056
2021 Households	3,110	19,851	41,613
2026 Total Households	3,242	20,431	43,183
2021-2026 Annual Rate	0.64%	0.46%	0.65%
2021 Avg. Household Size	2.28	2.36	2.47
HOUSING			
2021 Total Housing Units	3,459	22,934	47,427
2021 Owner Occupied Housing Units	41.4%	52.9%	52.0%
2021 Renter Occupied Housing Units	48.5%	33.7%	35.7%
2021 Vacant Housing Units	10.1%	13.4%	12.3%

AVERAGE HH INCOME	1 MILE	3 MILES	5 MILES
2021 Average Household Income	\$47,704	\$68,909	\$69,523
2026 Average Household income	\$53,173	\$77,371	\$78,588
MEDIAN HH INCOME			
2021 Median Income	\$36,223	\$46,884	\$47,720
2026 Median Income	\$38,100	\$52,085	\$53,393
EDUCATION			
Some college, No degree	23.4%	21.0%	20.7%
Bachelor's Degree	19.7%	22.9%	21.9%
Graduate/Professional	7.8%	11.2%	10.7%
RACE/ETHNICITY			
White Alone	67.2%	64.7%	57.5%
Black Alone	23.2%	26.3%	30.9%
Hispanic Origin	9.2%	6.8%	7.9%
AGE			
18+	88.0%	80.2%	78.5%
55+	30.1%	31.9%	31.5%
2021 EMPLOYED POPULATION BY OCCUPATION			
White Collar	57.8%	63.2%	62.0%
Services	16.9%	14.5%	14.6%
Blue Collar	25.3%	22.2%	23.4%

DISCLAIMER: Although the information contained herein was provided by sources believed to be reliable, Investment Retail, LLC makes no representation, expressed or implied, as to its accuracy and said information is subject to errors, omissions or changes.