

# Carol Adams - Pages 22 & 23

Cast on 55, work 5 rows garter. Begin working chart patterns as in pat arrangement.

After row 1 of charts stitch count is 63.

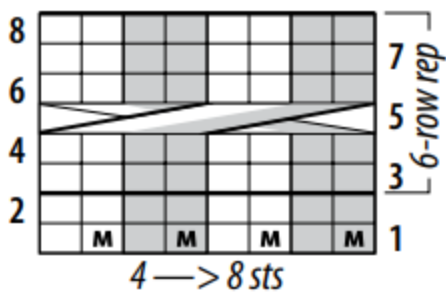
Work charts until 73 total rows have been worked (ending with row 1 of Charts A and C, row 7 of B and D).

Next row: (WS) k3, work 6 sts of chart A, (p2tog, ssk) 2x, 6 sts of chart A, k17, 6 sts of Chart A, (ssk, p2tog) 2x, 6 sts of Chart A, k3 (55 sts). Work 6 row of garter. Bind off

## Pat Arrangement

3 sts garter st	6 sts Chart A	4 to 8 sts Chart D	6 sts Chart A	17 sts Chart C	6 sts Chart A	4 to 8 sts Chart B	6 sts Chart A	3 sts garter st
--------------------	------------------	-----------------------	------------------	-------------------	------------------	-----------------------	------------------	--------------------

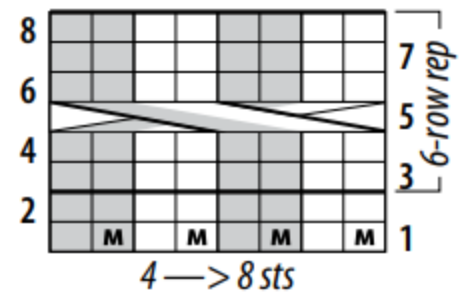
### Chart D



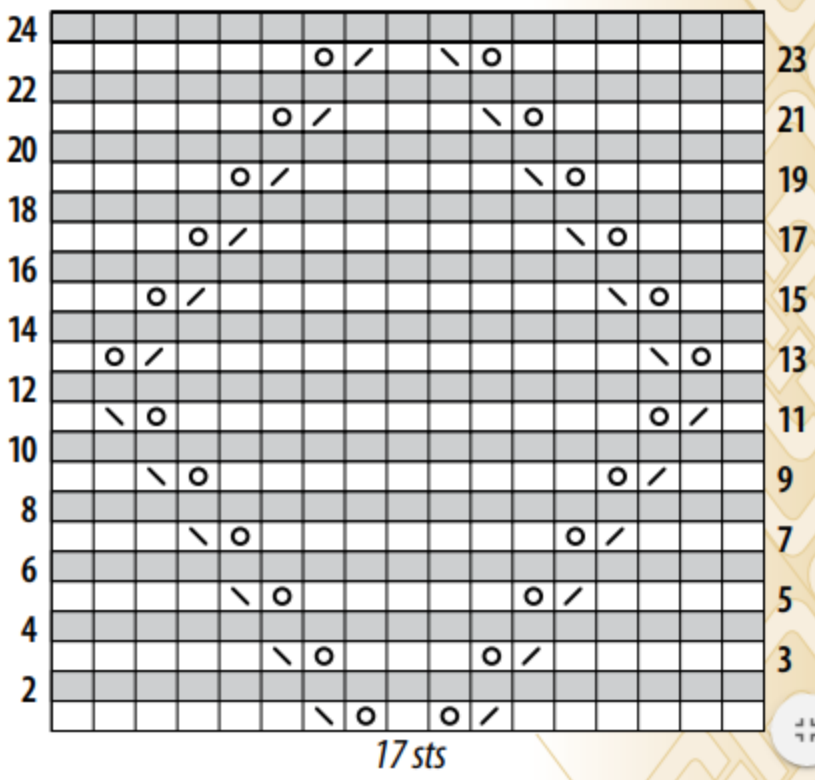
### Chart A



### Chart B



### Chart C



- K on RS, p on WS
- P on RS, k on WS
- Yo
- / K2tog
- \ Ssk
- K1 through back loop (tbl) on RS
- K1 tbl on WS
- M1K
- M1P
- 4/4 KPLC
- 4/4 PKRC