



**CERTIFY**

EMPLOYEE HEALTH  
SCREENING




- Browse to - <https://app.certify.me/CoorsEventServices>
- On the first screen, enter your text number or an email address, then click the Get Verification Code button. A verification code will be sent to the number/address you enter on this page.

### Your Information

Enter your phone number or email  
Verification code will be sent to your member information

Mobile

 ▼

---

OR

Email

---

Get Verification Code

- On the next screen, enter the verification code you receive in the space provided and click Next:



### Enter Verification Code

We texted to + X XXXXXXXX17

Please enter the code to sign in

---

[Resend Code](#)

**Next**

- IF YOU HAVE PREVIOUSLY ENROLLED, THIS STEP WILL BE SKIPPED. If it is your first time in the program, enter your First Name, Last Name, Mobile Number and Email address and click Next:



### Your Information

First Name  
XXXXXX

Last Name  
XXXXXX

Mobile  
🇺🇸 • 303303 3037

Email  
email@email.com

Next

- Next, read each question carefully and answer to the best of your ability then click Next:



## < Coors Field Screening Survey

Signs are in place and sanitizer stations are available around the Ballpark to help you remember and follow the State's recommended health and safety guidelines during this time. Please answer the questions below

Temperature Reading - Do you currently have a fever equal to or higher than 100.4° F?

Yes  No

Have you tested positive for COVID-19 in the last 14 days?

Yes  No

Have you been in close contact with anyone who has tested positive for COVID-19 in the last 14 days?

Definition of close contact is someone who was within 6 feet of an infected person for a cumulative total of 15 minutes or more over a 24-hour period starting from 2 days before illness onset (or, for asymptomatic patients, 2 days prior to test specimen collection) until the time the patient is isolated.

Yes  No

Are you waiting to receive results of a recent COVID-19 test because you are exhibiting symptoms or have had close contact with someone with symptoms?

Yes  No

Are you currently experiencing any of the following symptoms?

-Fever over 100 degrees?

-Shortness of breath?

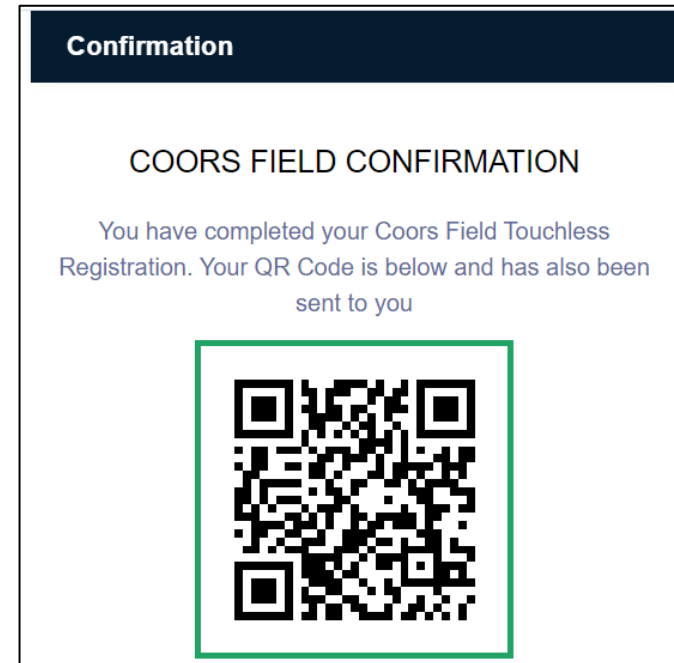

-Persistent cough?


-Chills or repeated shaking with chills?

-Muscle aches?

Next


- Assuming you are approved to come to Coors Field, you will be presented with a QR Code. **Once you have your QR Code, please print it out, take a picture of it or have the link you are emailed/texted available when you come to Coors Field.** These QR Codes expire each day so you will have to complete this process before each shift:






- When you arrive at Coors Field, you will see a Certify station. Display the QR Code you obtained in the previous step to the Certify computer. It should recognize the code almost immediately. If you hear a buzz when you present your QR Code, you have presented an invalid QR Code and must re-take the survey to obtain a valid QR Code:





- Once your QR Code is accepted, stand in front of the Certify computer and it will take your temperature:
- If you have a normal temperature, you will see it in green and you will hear a ding. You have been authorized to access Coors Field, enjoy your shift. If you have a high temperature, it will display in **RED**, and you will hear a buzz. Please exit Coors Field and contact your supervisor immediately.







If you did not complete the survey or did not receive the link, there will be an opportunity to access the survey at the employee entrance. For those who do not have the ability to access the survey there will be a paper survey available for you to complete at the employee entrance.