

# SALE FLYER



New Products • Unbelievable Deals

# TABLE OF CONTENTS

UNBELIEVABLE DEALS

3-16

NEW PRODUCTS AND VENDORS

17-32

## UNBELIEVABLE DEALS

Vendors	Page	Vendors	Page	Vendors	Page
Afe Power .....	3,4	Intercomp .....	9	Simpson Safety.....	13,14
Allstar Performance .....	4,5	K & N Filters .....	9,10	Sparco .....	14
Comp Cams.....	5-7	Mickey Thompson.....	10,11	Triple X Race Components .....	15
Dart .....	7	Redline Oil .....	11	Weld Racing .....	15,16
Holley .....	7-9	Rough Country.....	11-13		

## NEW PRODUCTS INDEX

**Please Note:** • Some items not legal for sale or use on pollution-controlled vehicles • Not responsible for typographical errors • All prices are listed in U.S. dollars.

### BLACK - NEW VENDORS

Vendors	Page	Vendors	Page	Vendors	Page	Vendors	Page
Belltech Sport Trucks.....	29	Flaming River .....	25	Mac Custom Tie Downs .....	25	QA1 .....	25
BD Diesel Performance .....	30	FST Carburetors.....	18	Magnaflow.....	26	Ready Lift Suspensions.....	27
Billet Specialties .....	29	Holley.....	19	MBRP .....	27	Rigid .....	28
<b>The Bracketeer .....</b>	<b>30</b>	Hi-Lift Jacks.....	23	<b>Mob Armor.....</b>	<b>26</b>	Rugged Ridge.....	30
Bushwacker.....	29	Husky Liners .....	24	Molecule.....	19	Simpson .....	23
Corsa Performance .....	30	IDIDIT.....	18	Moroso .....	18	Superchips .....	27
Curt.....	30	Impact .....	18	MPI .....	17	Ti22 Performance .....	17
Daystar .....	30	K1 Race Gear.....	20,21	NOCO .....	23	Triple X .....	19
DEi .....	30	KC HiLites .....	26	OMP .....	17	Tuff Stuff .....	27
Derafe Performance.....	24	<b>Leed Brakes.....</b>	<b>31</b>	<b>PEET Dryer.....</b>	<b>23</b>	UMI Performance .....	30
Diablosport.....	29	<b>Lifeline USA .....</b>	<b>22</b>	Proform .....	28	Willy's.....	23
Edge Products.....	29	Lucas Oil Products Inc. ....	29	Pypes Performance.....	28	Wiseco.....	17
						Woodward Machine .....	22

## NEW VENDORS



Champions of Safety

Page 22



Page 30



Page 23



Page 26



Page 31











# CALL NOW! UNBELIEVABLE DEALS!

DON'T MISS OUT ON THESE LIMITED QUANTITIES AVAILABLE AT SPECIAL SALE PRICES

Description	Photo	Part No.	Price
<b>AFE POWER</b>			
<b>Pro Dry S Air Filter Element</b> Pro Dry S synthetic panel-type air filter element. Fits 2010-19 Toyota V6 / V8 trucks/SUVs, including Lexus GX 460 / Toyota 4Runner / FJ Cruiser. Each.		AFE31-10208	
<b>2013-18 Dodge Ram 6.7L Fuel System DFS780</b> Full-time activated DFS780 fuel system kit. Includes filters, fittings, braided nylon hose, pump, and regulator. For Dodge 2013-18 full-size trucks with 6.7L diesel engine.		AFE42-12035	
<b>Coil-Over Shock Kit 1997-13 Corvette</b> Control PFADT Series Featherlight coil-over shock kit. Includes single adjustable monotube shocks. Black anodized aluminum. Fits 1997-2013 Chevy Corvette.		AFE430-401001-N	
<b>Engine Mounts 1997-13 Corvette</b> Bolt-on motor mount kit with polyurethane bushings. Nickel-plated steel/orange anodized aluminum construction. Fit 1997-2013 Chevy Corvette with GM LS-series engine.		AFE450-401007-N	
<b>Camber Kit 1997-13 Corvette</b> Control PFADT Series camber adjustment kit includes spacers and hardware. Natural aluminum. Fits 1997-2013 Chevy Corvette 1997-2013.		AFE450-401009-A	
<b>Transmission Mounts 1997-04 Corvette</b> Control PFADT Series transmission mounts. Orange-anodized aluminum with black polyurethane bushings. Fits 1997-2004 Chevy Corvette 1997-2004.		AFE450-401011-N	
<b>Differential Cover Fill Plug</b> Magnetic fill plug for AFE differential covers. 3/8" square drive, steel with zinc oxide finish. Each.		AFE46-00002	
<b>Throttle Body Spacer 2012-15 Honda 2.4 Liter</b> Silver bullet throttle body spacer kit. 1" thick polished aluminum. Includes gasket and hardware. Fits 2012-15 Honda mid-size cars with 2.4L 4-cylinder.		AFE46-37001	
<b>Transmission Pan Deep AI Dodge 46RE 46RH 47RH 48R</b> Deep finned transmission pan. Adds 3.0 to 4.0 qts. capacity. Black powder coated steel with machined fins. 727-DD. Each.		AFE46-70052	
<b>Transmission Cover Ford 6R80 Trans</b> Deep finned transmission pan. Adds 7.0 qts. capacity. Black powder coated steel with machined fins. 6R80 2009-15 - Each		AFE46-70172	
<b>Control Arm Bushings 2006-13 Z06/ZR1</b> Front/rear control arm bushing kit. Clear anodized aluminum. Fits 2006-13 Chevy Corvette Z06 / ZR1.		AFE470-401002-B	
<b>Wheel Bearing 1997-08 Corvette</b> PFADT Series SKF Performance wheel hub/bearing assembly. 5 x 4.75" wheel bolt pattern with speed sensor. Steel with black oxide finish. Fits 1997-2013 Chevy Corvette. Each.		AFE480-401001-A	
<b>Headers/X-Pipe 2014-19 Corvette 6.2L</b> Headers and X-pipe kit with converters. 1-7/8" primary, 3" collector, 3" X-pipe. Natural stainless steel. Fits 2014-19 Chevy Corvette 2014-19.		AFE48-34112-YC	
<b>DPF Filter Back Exhaust Kit 2011-16 GM P/U 6.L</b> ATLAS filter-back exhaust system, 4" diameter with 6" polished tips. Aluminized steel. Fits 2011-16 GM full-size trucks with DuraMax engine.		AFE49-04043-P	
<b>Cat-Back Exhaust Kit Ford 97-03 4.6/5.4 Liter</b> MACH Force XP cat-back stainless steel exhaust system has 3" tail pipe with 5" polished tip. For 1997-2003 Ford full-size trucks with Ford Modular V8.		AFE49-43043-P	

# CALL NOW! UNBELIEVABLE DEALS!
















DON'T MISS OUT ON THESE LIMITED QUANTITIES AVAILABLE AT SPECIAL SALE PRICES

Description	Photo	Part No.	Price
<b>AFE POWER</b>			
<b>Air Intake System 2011-16 GM 6.6L Diesel</b> Momentum HD Pro air induction system, Stage 2, with reusable filter. For 2011-16 GM full-size trucks with Duramax engine.		AFE50-74006-1	
<b>Air Intake System 2003-09 Dodge 6.7L Diesel</b> Magnum Force Pro Dry air induction system, Stage 2, with reusable dry filter. For 2003-09 Dodge full-size trucks.		AFE51-11342-1	
<b>Air Intake System 2007.5-12 Dodge 6.7L</b> Magnum Force Pro Dry air induction system, Stage 2, with reusable dry filter. For 2007-12 Dodge full-size trucks.		AFE51-31342-1	
<b>Air Intake System 2013-18 Dodge 6.7L</b> Momentum HD Pro air induction system, Stage 2, with reusable filter. For 2013-18 Dodge full-size trucks.		AFE51-72005	
<b>Air Intake System 2017- Ford F250 6.7L</b> Momentum HD Pro Dry air induction system, Stage 2, with reusable dry filter. For 2017-up Ford full-size trucks with Powerstroke diesel.		AFE51-73006	
<b>Air Intake System 2017- GM 6.6L Diesel</b> Momentum HD Pro Dry S air induction system with reusable dry filter. For 2017-up GM full-size trucks with Duramax diesel.		AFE51-74008	
<b>Air Intake System 94-97 Ford F250 7.3L Diesel</b> Magnum Force Pro 5R air induction system, Stage 2, with reusable filter. For 1994-97 Ford full-size trucks with 7.3L diesel.		AFE54-10792	
<b>Air Intake System 2012-14 Ford F150 3.5L</b> Magnum Force Pro 5R air induction system, Stage 2, with reusable filter. Fits 2012-14 Ford full-size trucks with 3.5L EcoBoost V6.		AFE54-32112-B	
<b>ALLSTAR PERFORMANCE</b>			
<b>Window Net Protector</b> A simple way to keep your window net tight against an interior panel. Slot is 21" long for use with 18" wide nets.		ALL10225	
<b>Oil Bottle Tray</b> 21" long tray is fabricated from 1/8" thick aluminum and feature a white powder coated finish.		ALL12268	
<b>3/16" Small Head Rivet</b> Small head (3/8" O.D.) rivets feature an aluminum mandrel. Orange. Sold in boxes of 250.		ALL18137	
<b>3/16" Small Head Rivet</b> Small head (3/8" O.D.) rivets feature a steel mandrel. Yellow. Sold in boxes of 250.		ALL18138	
<b>3/16" Small Head Rivet</b> Small head (3/8" O.D.) rivets feature an aluminum mandrel. Yellow. Sold in boxes of 250.		ALL18178	
<b>Round Mild Steel Tubing</b> 4ft long, 1-1/2" x .095" wall.		ALL22130-4	
<b>Round D.O.M Mild Steel Tubing</b> 4ft long, 1-1/2" x .083".		ALL22133-4	










# CALL NOW! UNBELIEVABLE DEALS!

DON'T MISS OUT ON THESE LIMITED QUANTITIES AVAILABLE AT SPECIAL SALE PRICES

Description	Photo	Part No.	Price
<b>ALLSTAR PERFORMANCE</b>			
<b>Round Mild Steel Tubing</b> 4ft long, 1-5/8" x .120" wall.		ALL22139-4	
<b>Round Chrome Moly Steel Tubing</b> 4ft long, 1-1/2" x .065" wall.		ALL22082-4	
<b>Polycarbonate Sheeting</b> Standard finish, typically used for side and rear windows, 72" x 96" 0.118" thick.		ALL22226	
<b>Plastic Body Brace</b> Flexible two-piece body brace bolts together to create one support. Designed to flex as needed then return to their original shape. Bolt with washer and nut included for securing two halves together, sold each.		ALL23095	
<b>Plastic Body Brace</b> Flexible two-piece body brace bolts together to create one support. Designed to flex as needed then return to their original shape. Bolt with washer and nut included for securing two halves together, 4 pack.		ALL23095-4	
<b>Brake Floater Bracket</b> Steel brackets for use on the left rear suspension with GM metric calipers, bearing style.		ALL42188	
<b>Easy Wrap Tire Covers</b> Elastic bands allow you to stretch the cover over your tires after washing or grinding to keep tires clean. Fits Dirt Late Model tires (93-96" dia), 4 pack.		ALL44223	
<b>Easy Wrap Tire Covers</b> Elastic bands allow you to stretch the cover over your tires after washing or grinding to keep tires clean. Fits Dirt Late Model tires (93-96" dia), 12 pack.		ALL44223-12	
<b>Weld-In Lower Ball Joint</b> Fits 1964-72 Chevelle and 1967-69 Camaro, control arms and spindles. Base O.D. is 2.015" (replaces - Moog K5103, TRW 10197, or AFCO 20033). 1-1/2" taper per foot.		ALL56210	
<b>Rod End</b> Two-piece spherical rod ends have a pivoting steel ball and are sold each, RH Female 5/8" x 5/8"-18.		ALL58040	
<b>Mud-X Concentrate</b> Mix concentrate with up to ten quarts of water to produce a coating that prevents mud, dirt, oil, rubber and exhaust residue from sticking to body panels. Safe for metal, plastic, rubber, and painted surfaces. One-quart container.		ALL78230	
<b>COMP CAMS</b>			
<b>SBC HI-TECH BELT DRIVE SYSTEM</b> Camshaft belt drive kit. High-tech, externally adjustable, idler pulley, billet aluminum. Fits small block Chevy.		COM6500	
<b>LS1/LS6 XTREME XE-R HYD. ROLLER CAM XR287HR</b> XFI XE-R camshaft. Hydraulic roller, lift 0.605"/0.609", duration 287/289, 112 LSA, 2800/7200 RPM, fits GM LS-Series, each.		COM54-448-11	
<b>MANUAL VALVE SPRING COMPRESSOR</b> Valve spring compressor, head-off, zinc-oxide coated steel, each.		COM5333	
<b>SBC HI-TECH ROLLER LIFTERS - .875IN BORE</b> Endure-X lifter, mechanical roller, 0.875" OD, with link bar, small block Chevy. Set of 16.		COM815-16	

# CALL NOW! UNBELIEVABLE DON'T MISS OUT ON THESE DEALS! LIMITED QUANTITIES AVAILABLE AT SPECIAL SALE PRICES

Description	Photo	Part No.	Price
<b>COMP CAMS</b>			
<b>GM LS XFI CAM - 267PHR14</b> XFI SPR, camshaft. Hydraulic roller, lift 0.559"/0.571", duration 267/281, 114 LSA, 1600/6700 RPM, for GM LS-Series. Each.		COM156-401-13	
<b>SBC CAM &amp; LIFTER KIT HYD 265DEH (LIFTER #812-16)</b> Dual-Energy camshaft and lifter kit, hydraulic flat tappet, lift 0.442"/0.465", duration 265/269, 110 LSA, 1500/5750 RPM, for small block Chevy.		COMCL12-208-3	
<b>SBC CAM 300AR (SOLID ROLLER)</b> Magnum mechanical roller camshaft. Lift 0.575"/0.575", duration 300/300, 110 LSA, 3000/7000 RPM, for small block Chevy. Each.		COM12-705-8	
<b>SBC XTREME NITROUS HYD. ROLLER CAM XN288HR</b> Nitrous HP hydraulic roller camshaft. Lift 0.520"/0.540", duration 288/315, 113 LSA, 2400/6500 RPM, for small block Chevy. Each.		COM12-419-8	
<b>5/16 HI-TECH PUSHRODS - 7.500 LONG</b> Hi-Tech chromoly pushrods, 7.500" long, 5/16" diameter, 0.080" thick wall. For GM LS-Series and small block Mopar. Set of 16.		COM7957-16	
<b>SBC CAM 288TLS-6 TIGHT LASH SOLID</b> Tight Lash solid camshaft. Mechanical flat tappet, lift 0.550"/0.570", duration 288/296, 106 LSA, 3500/7200 RPM. For small block Chevy. Each.		COM12-515-5	
<b>5/16 HI-TECH PUSHRODS - 7.850 LONG</b> Hi-Tech chromoly pushrods, 7.850" long, 5/16" diameter, 0.105" thick wall. Set of 16.		COM8412-16	
<b>3/8 HI-TECH PUSHRODS - 9.800 LONG</b> Hi-Tech chromoly pushrods, 9.800" long, 3/8" diameter, 0.080" thick wall. Set of 16.		COM8701-16	
<b>3/8 HI-TECH PUSHROD - 9.350 LONG</b> Hi-Tech chromoly pushrods, 9.350" long, 3/8" diameter, 0.135" thick wall. Each.		COM8470-1	
<b>SBF XTREME 4X4 HYD. CAM X4254H</b> Xtreme 4x4 camshaft. Hydraulic flat tappet, lift 0.477"/0.493", duration 254/262, 111 LSA, 1200/5200 RPM. For small block Ford. Each.		COM35-235-3	
<b>HYDRAULIC CAM - SBM 252H</b> High Energy camshaft. Hydraulic flat tappet, lift 0.425"/0.425", duration 252/252, 110 LSA, 800/4800 RPM. For small block Mopar. Each.		COM20-208-2	
<b>CHEVY V6-60 DEGREE HYD. LIFTERS</b> High Energy lifters. Hydraulic flat tappet, 0.842" O.D. For GM V6, set of 12.		COM802-12	
<b>BBM D/R SOLID CAMSHAFT - XTQ286S</b> Camshaft. Mechanical flat tappet, lift 0.550"/0.570", duration 286/296, 108 LSA, 3500/6500 RPM. For Mopar B/RB-Series. Each.		COM23-631-5	
<b>FORD SB CAM&amp;LIFTER KIT 260H(HYD LIFTER #832-16)</b> High Energy camshaft/lifter kit. Hydraulic flat tappet, lift 0.447"/0.447", duration 260/260, 110 LSA, 1200/5200 RPM. For small block Ford.		COMCL31-216-2	
<b>SBC HI-TECH HYD. CAM CS-41/15H-6</b> Camshaf. Hydraulic flat tappet, lift 0.420"/0.420", duration 297/299, 106 LSA, 3000/6000 RPM. For small block Chevy. Each.		COM12-521-5	
<b>SBC XTREME HYDRAULIC CAM X4254H</b> Xtreme 4x4 camshaft. Hydraulic flat tappet, lift 0.447"/0.462", duration 254/262, 111 LSA, 1000/5200 RPM. For small block Chevy. Each.		COM12-235-2	

# CALL NOW! UNBELIEVABLE DEALS!

DON'T MISS OUT ON THESE LIMITED QUANTITIES AVAILABLE AT SPECIAL SALE PRICES

Description	Photo	Part No.	Price
<b>COMP CAMS</b>			
<b>MOPAR 426 HEMI HYDRAULIC CAM 278H8</b> Camshaft. Hydraulic flat tappet, lift 0.502"/0.486", duration 278/278, 108 LSA, 2000/5000 RPM. For Mopar 426 Hemi. Each.		COM24-278-4	
<b>3/8 HI-TECH PUSHRODS - 9.500 LONG</b> Hi-Tech chromoly pushrods. 9.500" long, 3/8" diameter, 0.080" thick wall. Set of 16.		COM7757-16	
<b>CHEVY V6-90 DEGREE SOLID LIFTERS</b> Lifters. Mechanical flat tappet, 0.842" O.D. For GM V6/Inline-6 engines. Set of 12.		COM813-12	
<b>PUSHROD LENGTH CHECKER 6.125-7.500 RANGE</b> Magnum pushrod length checker. For 6.125" to 7.500" long. Steel with ball ends. Each.		COM7905-1	
<b>3/8 HI-TECH PUSHROD - 8.380 LONG</b> Hi-Tech chromoly pushrod. 8.380" long, 3/8" diameter, 0.135" thick wall. Each.		COM8462-1	
<b>DART</b>			
<b>SBC 180cc I/E Head 64cc A/P 2.02/1.60 Bare</b> Iron Eagle 180 cylinder head, bare, 2.020" / 1.600" valves, 180 cc intake, 64 cc chamber. Cast iron. Small Block Chevy. Each.		DRT10110010	
<b>SBF 195cc Pro-1 Head 62cc 2.02/1.60 Assm.</b> Pro 1 cylinder head, assembled, 2.020" / 1.600" in valves, 195 cc intake, 62 cc chamber, 1.437" springs. Aluminum. Small Block Ford. Each.		DRT13211112	
<b>BBC 345cc I/E Head 119cc R/P 2.30/1.88 Bare</b> Iron Eagle cylinder head, bare, 2.300" / 1.880" valves, 345 cc intake, 121 cc chamber. Cast iron. Big Block Chevy. Each.		DRT15200030	
<b>BBC Big Chief Pro-1 Cylinder Head 18-Degree Bare</b> Big Chief Pro cylinder head, bare, 2.400" / 1.900" valves, 424 cc intake, 95 or 100 cc chamber. Aluminum. Big Block Chevy. Each.		DRT18475030	
<b>BBC 380cc CNC Pro-2 Head 124cc R/P 2.30/1.88 Bare</b> Pro 2 CNC cylinder head, bare, 2.350" / 1.880" valves, 380 cc intake, 124 cc chamber. Aluminum. Big Block Chevy. Each.		DRT19674030	
<b>SBF 302 Iron Sportsman Block - 8.200/4.000</b> Iron Eagle Sportsman engine, bare block, 4" bore, - 8.200" deck, 302 main, 4-bolt / 2-bolt main, 1-piece seal. Iron. Small Block Ford. Each.		DRT31354175	
<b>HOLLEY</b>			
<b>Gen 3 UHP Dominator Carb 950CFM 4500 Series</b> Gen 3 Ultra Dominator 4-barrel carburetor. 950 CFM, Dominator flange, no choke, mechanical secondary, and dual inlet. Gray / black. Each.		HLYO-80901HB	
<b>Gen 3 UHP Dominator Carb 1350CFM 4500 Series</b> Gen 3 Ultra Dominator 4-barrel carburetor. 1350 CFM, Dominator flange, no choke, mechanical secondary, and dual inlet. Red / silver. Each.		HLYO-80909RD	
<b>Carburetor - 770CFM Ultra Street Avenger</b> Model 4150 Ultra Street Avenger 4-barrel carburetor. 770 CFM, square bore, electric choke, vacuum secondary, and dual inlet. Silver / red. Each.		HLYO-86770RD	

# CALL NOW! UNBELIEVABLE DEALS!

DON'T MISS OUT ON THESE LIMITED QUANTITIES AVAILABLE AT SPECIAL SALE PRICES

Description	Photo	Part No.	Price
<b>HOLLEY</b>			
<b>Performance Carburetor 670CFM Truck Avenger</b> Model 4150 Truck Avenger 4-barrel carburetor. 670 CFM, square bore, manual choke, vacuum secondary, and single inlet. Gold. Each.		HLYO-95670	
<b>105mm Mono Blade EFI Throttle Body</b> EFI Mono-Blade throttle body with 4-bolt stock flange, 105 mm single blade, and 4 in V-band. Natural billet aluminum. Small Block Ford. Each.		HLY112-590	
<b>2550 CFM EFI Throttle Body w/4500 Flange.</b> Big Dual throttle body. Flows 2550 CFM. Dominator flange, twin blade, and EFI fuel rails. Natural billet aluminum. Universal. Each.		HLY112-592	
<b>6.2L LT1 Hi-Ram Intake Manifold 1x105mm TB</b> EFI Hi-Ram intake manifold kit for direct injection with 105 mm throttle body flange, tunnel ram design, and injector ports. Includes fuel rails. Satin aluminum. Fits GM GenV LT-Series.		HLY300-140	
<b>Replacement 670CFM TBI Unit</b> Throttle body flows 670 CFM. 2-barrel design with stock flange. Natural aluminum. Fits Small Block Chevy for 189-90 GM Fullsize SUV / truck. Each.		HLY502-6	
<b>205 LB/HR Fuel Injectors 4pk High Impedance</b> Bosch / EV14 fuel injectors. 205 lb/hr, high impedance, with USCAR Connector. Set of 4.		HLY522-205	
<b>Terminator EFI Master System 950CFM Polished</b> Terminator EFI throttle body fuel injection kit. Square bore, 80 lb/hr injectors, 950 CFM. Polished cast aluminum.		HLY550-405K	
<b>Terminator EFI Master System 950CFM HC-Gray</b> Terminator EFI throttle body fuel injection kit. Square bore, 80 lb/hr injectors, 950 CFM. Gray anodized cast aluminum.		HLY550-406K	
<b>Terminator EFI Kit LSX w/24 Tooth Sensor</b> Terminator EFI throttle body fuel injection kit. Square bore, 80 lb/hr injectors, 950 CFM. Polished aluminum. For GM LS-series.		HLY550-409	
<b>Terminator Stealth EFI Kit - Shiny</b> Terminator Stealth EFI throttle body fuel injection kit. Square bore. Polished aluminum.		HLY550-440	
<b>Terminator Stealth EFI Kit - HC Gray</b> Terminator Stealth EFI throttle body fuel injection kit. Square bore. Gray anodized aluminum.		HLY550-441	
<b>Terminator Stealth EFI Kit w/GM Trans Control</b> Terminator Stealth EFI throttle body fuel injection kit. Square bore. Includes 3.5" touchscreen, transmission harness, tuner. Polished aluminum. For V8.		HLY550-442	
<b>Terminator Stealth EFI Master Kit Classic Gold</b> Terminator Stealth EFI throttle body fuel injection kit. Square bore. Includes fuel pump, filter, fittings, harness, hose, regulator, tuner. Gold anodized aluminum. For V8.		HLY550-444K	
<b>Terminator Stealth EFI Kit w/GM Trans Control</b> Terminator Stealth EFI Master throttle body fuel injection kit. Square bore. Includes fuel pump, filter, fittings, harness, hose, regulator, tuner. Gold anodized aluminum. For V8.		HLY550-445	
<b>Terminator GM LS MP-EFI 07-Up LS3/4.8/5.3/6.0</b> Terminator GM LS multi-port fuel injection kit. Includes power module, programmer, O2 sensor, fittings, bungs. With drive-by-wire. For GM LS2 / LS3 applications.		HLY550-611	

# CALL NOW! UNBELIEVABLE DEALS!

DON'T MISS OUT ON THESE LIMITED QUANTITIES AVAILABLE AT SPECIAL SALE PRICES

Description	Photo	Part No.	Price
<b>HOLLEY</b>			
<b>Terminator GM LS MP-EFI 97-07 Trk /4.8/5.3/6.0</b> Terminator GM LS multi-port fuel injection kit. Includes power module, programmer, O2 sensor, fittings, bungs. With trans control. For GM LS2 / LS3 applications.		HLY550-622	
<b>Terminator GM LS MP-EFI 97-07 Trk /4.8/5.3/6.0</b> Terminator GM LS multi-port fuel injection kit. Includes power module, programmer, O2 sensor, fittings, bungs. With trans control and drive by wire. For GM LS2 / LS3 applications.		HLY550-623	
<b>Sniper EFI Fab Intake Manf. Ford 4.6L 3V 05-10</b> Sniper EFI Fabricated multi-port intake manifold kit. 130 mm throttle body flange. Includes fuel rails. Natural aluminum. For Ford Modular V8.		HLY829081	
<b>Ford 5.0L 4V Hi-Ram SM Fabricated EFI Intake</b> Sniper EFI Fabricated Race Series intake manifold kit. 90 mm throttle body flange. Includes fuel rail and throttle body spacer. Silver anodized aluminum with Sniper logo. For Ford Coyote V8.		HLY833151	
<b>BBC Sniper SM Fabricated Intake Manifold - Carb</b> Sniper Sheet Metal Fabricated intake manifold kit. Dual square bore, single plane, rectangular port. Black anodized aluminum with Sniper logo. For Big Block Chevy.		HLY835172	
<b>INTERCOMP</b>			
<b>SW650 Quick Scale System w/ Scale Pad Case</b> SW650RX electronic vehicle scale system. Includes 4x 15" square 1500-lb capacity wireless pads. Includes case, controller, 4 pads, and pads case. Natural aluminum.		INT170126-W-CASE	
<b>Wireless Pro Scale SW787 w/ Billet Pads</b> SW787RFX PC electronic vehicle scale system. Includes 4x 15" square 1500-lb capacity wireless pads. Includes case, 4 pads, software, and pads case. Natural aluminum.		INT170154-PC	
<b>Quik Rack Scale Rack Lightweight</b> Quik Rack vehicle scale ramp kit. Provides 2.5" lift height, adjustable for 84" to 110" wheelbase and 49.5" to 64" in track width, 4.6 degree incline.		INT171000	
<b>K &amp; N Filters</b>			
<b>2007-18 Wrangler 3.8L Air Filter Element</b> Reusable cotton air filter element. 11-3/4" x 8-1/4" x 7/8" tall. Fits 2007-18 Jeep Wrangler JK. Each.		KNE33-2364	
<b>1997-04 Ford P/U 4.6/5.4L Air Induction System</b> 57 Series FIPK induction system with reusable filter for 1997-04 Ford full-size SUVs/trucks with 4.6/5.4L engine.		KNE57-2541	
<b>2008-10 F250 6.4L Air Induction System</b> 57 Series FIPK induction system with reusable filter for 2008-10 Ford full-size trucks with 6.4L engine.		KNE57-2576	
<b>1996-2000 GM P/U Suburban 7.4L Air Induction System</b> 57 Series FIPK induction system with reusable filter for 1996-2000 GM full-size SUVs/trucks with 7.4L engine.		KNE57-3016-1	
<b>1996-05 GM S10 V6 Air Induction System</b> 57 Series FIPK induction system with reusable filter for 1996-2005 GM mid-size SUVs/trucks with V6 engine.		KNE57-3017-2	
<b>1996-04 Toyota Truck V6 Air Induction System</b> 57 Series FIPK induction system with reusable filter for 1996-2004 Toyota 4Runner/Tacoma with V6 engine.		KNE57-9015-1	



# CALL NOW! UNBELIEVABLE DEALS!

DON'T MISS OUT ON THESE LIMITED QUANTITIES AVAILABLE AT SPECIAL SALE PRICES

Description	Photo	Part No.	Price
<b>K &amp; N FILTERS</b>			
<b>Air Cleaner Assembly for 4-Barrel 4" X 14" w/o Choke</b> Flow Control air cleaner assembly kit for 5-1/8" 4bbl. carb flange. 4-1/4" tall x 14" dia. Drop base. Black plastic.		KNE61-4000	
<b>2006-09 GM Car 5.3L AirCharger Induction System</b> 63 Series AirCharger air induction system with reusable filter for 2006-2009 GM full-size cars with 5.2L engine.		KNE63-3059	
<b>2009-13 Corvette ZR1 6.2L AirCharger Air Induction System</b> 63 Series AirCharger air induction system with reusable filter. Fits 2009-13 Chevy Corvette ZR-1.		KNE63-3080	
<b>2007-11 Tundra 5.7L Aircharger Induction System</b> 63 Series AirCharger air induction system with reusable filter for 2007-11 Toyota Sequoia/Tundra with 5.7L engine.		KNE63-9031-1	
<b>09-14 GM SUV/Truck Blackhawk Air Induction System</b> Blackhawk air induction system with reusable filter for 2009-14 GM full-size SUVs/trucks with 4.8/5.3/6.2L engine.		KNE71-3070	
<b>1999-04 GM Truck Polished Air Induction System</b> 77 Series air induction system with reusable filter for 1999-04 GM full-size trucks with 4.8/5.3L engine.		KNE77-3021KP	
<b>2002-05 GM Mid-Size SUV Metal Air Induction System</b> 77 Series air induction system with reusable filter for 2002-05 Chevy Trailblazer/GMC Envoy/Oldsmobile Bravada.		KNE77-3036KP	
<b>Reusable Oval Filter Element - 1961-67 Ford</b> Reusable cotton air filter element for 1961-67 Ford. Type 196120-13/16" x 9-1/2" x 1-13/16" tall. Each.		KNEE1960	
<b>2005-14 BMW Powersports Oil Filter</b> Screw-on canister-type oil filter. 2.79" tall with 3/4"-16 thread. Black steel. For 2005-14 BMW motorcycle. Each.		KNEKN-160	
<b>1980-2011 Harley Davidson Oil Filter</b> Screw-on canister-type oil filter. 3.94" tall with 3/4"-16 thread. Black steel. For 1980-2011 Harley Davidson. Each.		KNEKN-170	
<b>Universal Air Filter</b> Clamp-On - 6-1/4" x 4" Oval - 3" Tall - 2-1/8" Dual Flange - Reusable Cotton- Each		KNERC-3510	
<b>MICKEY THOMPSON</b>			
<b>Baja Claw</b> 33.0 x 12.5R-15LT - Radial - Directional - 3305 lb Max Load - Black Sidewall - Each		MIC90000000168	
<b>Sportsman S/R</b> 31.0 x 18.0R-20LT - Radial - H Speed Rated - 1500 lb Max Load - Directional - Black Sidewall - Each		MIC90000000221	
<b>Sportsman S/R</b> 29.0 x 18.0R-15LT - Radial - H Speed Rated - 1700 lb Max Load - Directional - Black Sidewall - Each		MIC90000000233	
<b>Baja ATZ</b> 32.0 X 10.5R-16LT - Radial - 3415 Max Load - Black Sidewall - Each		MIC90000000193	












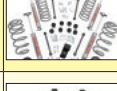



# CALL NOW! UNBELIEVABLE DEALS!

DON'T MISS OUT ON THESE LIMITED QUANTITIES AVAILABLE AT SPECIAL SALE PRICES

Description	Photo	Part No.	Price
<b>MICKEY THOMPSON</b>			
<b>Trail Country</b> 32.0 x 11.0R-20 - Radial - 2833 Max Load - White Outline Letter Sidewalls - Each		MIC90000002047	
<b>Baja MTZ P3</b> LT305 / 70R-16 - Radial - 2205 lb Max Load - White Outline Letter Sidewall - Each		MIC90000024263	
<b>Baja MTZ P3</b> LT315 / 75R-16 - Radial - 2205 lb Max Load - White Outline Letter Sidewall - Each		MIC90000024264	
<b>Extreme Country</b> 315 / 70R17 - Radial - 3195 lb Max Load - White Outline Letter Sidewall - Each		MIC90000024316	
<b>Classic Baja Lock</b> 17 x 9 in - 5.000 in Backspace - 8 x 6.50 in Bolt Pattern - Aluminum - Satin Black Paint / Machined Lip - Each		MIC90000020090	
<b>REDLINE OIL</b>			
<b>15W40 Diesel Oil Case/4- Gal</b> Synthetic motor oil for diesel engines, 15W40, sold in cases of 4 one-gallon containers.		RED21425	
<b>Shock-Proof V-Twin Transmission Oil Case/12</b> Synthetic manual transmission fluid for V-twin applications. Case of 12 one-quart bottles.		RED42824	
<b>MT-90 Manual Trans Lube- 1 Quart- 75W90 GL-4</b> Synthetic gear oil, MT-90, 75W90. One-quart bottle, each.		RED50304	
<b>Gear Oil 75w-85 GL-4/MT- 85 Quart</b> Synthetic gear oil, MT-85, 75W85. One-quart bottle, each.		RED50504	
<b>ROUGH COUNTRY</b>			
<b>2" Suspension Leveling Kit</b> Front suspension leveling kit with strut extensions, 2" lift. For 2014-17 GM full-size SUVs.		RCS1311	
<b>2007-13 GM Avalanche 3.5" Suspension Lift Kit</b> Suspension lift kit, 3-1/2" lift. Includes brackets, hardware, skid plate, spacers, sway bar links, and upper control arms. Fits 2007-13 Chevy Avalanche.		RCS206	
<b>2014-18 GM P/U 1500 5" Suspension Lift Kit</b> Suspension lift kit, 5" lift. Includes brackets, blocks, crossmembers, hardware, knuckles, shocks, spacers, and U-bolts. Fits 2014-18 GM full-size trucks.		RCS223.20	
<b>2014-18 GM P/U 1500 6" Suspension Lift Kit</b> Suspension lift kit, 6" lift. Includes brackets, blocks, crossmembers, hardware, knuckles, shocks, skid plate, spacers, and U-bolts. Fits 2014-18 GM full-size trucks.		RCS226.20	
<b>6" Suspension Lift K Suspension Lift Kit</b> Suspension lift kit, 6" lift. Includes brackets, bushings, crossmembers, hardware, shocks, and spacers. Fits 1999-2006 GM full-size trucks.		RCS23420	

# CALL NOW! UNBELIEVABLE DEALS!

DON'T MISS OUT ON THESE LIMITED QUANTITIES AVAILABLE AT SPECIAL SALE PRICES

Description	Photo	Part No.	Price
<b>ROUGH COUNTRY</b>			
<b>1999-06 GM P/U 1500 2WD 4.5" Suspension Lift</b> Suspension lift kit, 4-1/2" lift. Includes blocks, coil springs, hardware, knuckles, shocks, and U-bolts. Fits 1999-2006 GM full-size trucks.		RCS239N2	
<b>7.5" Non-Torsion Dro Suspension Lift Kit</b> Suspension lift kit, 7-1/2" lift. Includes brackets, bushings, crossmembers, hardware, shocks, and spacers. Fits 2011-15 GM full-size trucks.		RCS253X	
<b>2000-06 Tahoe 2" Suspension Lift Kit</b> Suspension leveling kit, 2" lift. Includes torsion bar keys, coil spacers, and shocks. For 2000-06 GM full-size SUVs/trucks.		RCS273N2	
<b>1988-98 GM P/U 4" Suspension Lift Kit</b> Suspension lift kit, 4" lift. Includes blocks, brackets, crossmember, hardware, kicker bars, links, and U-bolts. Fits 1988-99 GM full-size SUVs/trucks.		RCS274.20	
<b>2003-07 Dodge Ram 2500 5" Suspension Lift kit</b> Suspension lift kit, 5" lift. Includes brackets, bushings, springs, hardware, shocks, and spacers. Fits 2003-07 Dodge full-size trucks.		RCS392.23	
<b>2.5" Suspension Front End Leveling Kit - Dodge</b> Suspension front leveling kit, 2-1/2" lift. Includes brackets, hardware, and shocks. Fits 2006-14 Dodge full-size trucks.		RCS395.20	
<b>2.5" Suspension Front End Leveling Kit - Ford</b> Suspension front leveling kit, 2-1/2" lift. Includes brackets, hardware, and shocks. Fits 1997-2003 Ford full-size trucks.		RCS474.20	
<b>2008-10 Ford F250 4.5" Suspension Lift Kit</b> Suspension lift kit, 4-1/2" lift. Includes blocks, brackets, brake lines, bumpstop, Pitman arm, springs, and U-bolts. Fits 2008-10 Ford full-size trucks.		RCS478.20	
<b>4" Suspension Lift K Lift Kit</b> Suspension lift kit, 4" lift. Includes brackets, hardware, and shocks. Fits 2015 Ford full-size.		RCS555.22	
<b>2.5" Suspension Level Lift Kit</b> Suspension front/rear leveling kit, 2-1/2" lift. Includes hardware, shocks, spacers. Fits 2004-08 Ford full-size trucks.		RCS570.20	
<b>4.5" Suspension Lift in Suspension Lift Kit</b> Suspension lift kit, 4-1/2" lift. Includes brackets, bushings, hardware, leaf springs, and shocks. Fits 1984-2001 Jeep Cherokee.		RCS623N2	
<b>1997-02 Jeep TJ 3.25" Suspension Lift Kit</b> Suspension lift kit, 3-1/4" lift. Includes brackets, bushings, springs, hardware, and shocks. Fits 1997-2002 Jeep Wrangler TJ.		RCS642.20	
<b>2.5" Suspension Lift Suspension Lift Kit</b> Suspension lift kit, 2-1/2" lift. Includes brackets, bushings, and hardware. Fits 2007-15 Jeep Wrangler JK.		RCS656	
<b>3" Suspension Lift K Suspension Lift Kit</b> Suspension lift kit, 3" lift, brackets, bushings, hardware, springs, and shocks. Fits 1984-2001 Jeep Cherokee.		RCS670N2	
<b>Light Controller</b> MLC-6 roll bar-mounted switch panel kit. Includes 6 rockers, brackets, hardware, relays, and wiring. Black. Fits 2007-18 Jeep Wrangler.		RCS70959	

# CALL NOW! UNBELIEVABLE DEALS!

DON'T MISS OUT ON THESE LIMITED QUANTITIES AVAILABLE AT SPECIAL SALE PRICES

Description	Photo	Part No.	Price
<b>ROUGH COUNTRY</b>			
<b>1999-06 GM P/U 1.5" Front Leveling Kit</b> Suspension front leveling kit, 2" lift. Includes spacers. Fits 1999-2006 GM full-size trucks.		RCS7599	
<b>1999-2004 Ford Full-Size Dual Steering Stabilizer</b> Dual steering stabilizer kit. Hardware Included. Steel. Fits 1999-2005 Ford full-size SUVs/trucks.		RCS87490.20	
<b>2014-20 Dodge Ram 2500 Dual Steering Stabilizer</b> Dual steering stabilizer kit. Hardware Included. Steel. Fits 2014-20 Dodge full-size trucks.		RCS87494.20	
<b>1999-04 Jeep Grand Cherokee Dual Steering Stabilizer</b> Dual steering stabilizer kit for 4" lift. Hardware included. Fits 1999-2004 Jeep Grand Cherokee.		RCS87496	
<b>2005-17 Ford Full-Size Dual Steering Stabilizer</b> Dual steering stabilizer kit for 2" to 8" lift. Includes brackets and hardware. Silver-painted steel. Fits 2005-17 Ford full-size trucks.		RCSPERF87491	
<b>SS Jacket Double Layer Black Large</b> Super Sport double-layer driving jacket. SFI 3.2A/5-certified. Black Nomex, size large. Each.		SIM0602312	
<b>OTW Shorty Helmet Small Black</b> OTW Shorty helmet. DOT approved. Black, size small. Each.		SIM1430012	
<b>SIMPSON SAFETY</b>			
<b>High Top Shoes 14 Black</b> High-top driving shoe with suede outer, Nomex inner. SFI 3.3/5-certified. Black, size 14. Pair.		SIM28140BK	
<b>Crossform Chute 12' Black</b> Cross-form drag parachute, 12 ft., with handmade cross-form design. Rated 200-300 MPH. Aluminized pack / pilot parachute, black. Each.		SIM42060BK	
<b>Helmet New Voyager Small Flat Black SA2015</b> Voyager 2 helmet, Snell SA2015. Head and neck support-ready. Flat black, size small. Each.		SIM6100018	
<b>Helmet New Voyager Medium Flat Black SA2015</b> Voyager 2 helmet, Snell SA2015. Head and neck support-ready. Flat black, size medium. Each.		SIM6100028	
<b>Helmet New Voyager X- Large Flat Black SA2015</b> Voyager 2 helmet, Snell SA2015. Head and neck support-ready. Flat black, size X-large. Each.		SIM6100048	
<b>Helmet Bandit Small Black SA2015 / FIA</b> Bandit helmet, Snell SA2015, FIA-approved. Head and neck support ready. Black, size small. Each.		SIM6200012-F	
<b>Helmet Bandit Small Flat Black SA2015</b> Bandit helmet, Snell SA2015, FIA-approved. Head and neck support ready. Flat black, size small. Each.		SIM6200018-F	
<b>Helmet Bandit Large Flat Black SA2015</b> Bandit helmet, Snell SA2015, FIA-approved. Head and neck support ready. Flat black, size large. Each.		SIM6200038-F	

# CALL NOW! UNBELIEVABLE DEALS!

DON'T MISS OUT ON THESE LIMITED QUANTITIES AVAILABLE AT SPECIAL SALE PRICES

Description	Photo	Part No.	Price
<b>SIMPSON SAFETY</b>			
<b>Helmet Super Bandit Large Flat Black SA2015</b> Super Bandit helmet, Snell SA2015, FIA-approved. Head and neck support ready. Matte black, size large. Each.		SIM6210038	
<b>Helmet Diamondback 7-3/4 White SA2015</b> Diamondback helmet, Snell SA2015. Head and neck support ready. White, size 7-3/4. Each.		SIM6297341	
<b>Helmet Air Inf. Shark 7-1/4 Flat Black SA2015</b> Air Inforcer Shark helmet, Snell SA2015. Head and neck support ready. Flat black, size 7-1/4. Each.		SIM6777148	
<b>Helmet Venator Large Carbon SA2015</b> Carbon Venator helmet, Snell SA2015. Head and neck support ready. Carbon fiber, size large. Each.		SIM685004C	
<b>Helmet Black DOT Ghost Bandit Large</b> Bandit helmet, DOT-approved. Black, size large. Each.		SIMGBDL2	
<b>Legend 2 Suit X-Large Black</b> Legend II one-piece driving suit. SFI 3.2A/1-certified. Single-layer construction, fire-retardant cotton. Black w/ white stripes, size X-large. Each.		SIML202471	
<b>Vortex Glove X-Large Grey / White SFI</b> Vortex driving gloves. SFI 3.3/5 / FIA-approved. Double-layer Nomex construction. Gray/white, size X-Large. Pair.		SIMVRXG-F	
<b>SPARCO</b>			
<b>One-Piece Driving Suit</b> One-piece driving suit is SFI 3.2A/1-certified. Single-layer, fire-retardant cotton construction. Black. Size X-small. Each.		SC0001051D0XSNR	
<b>Nomex Socks - Black</b> FIA-approved socks are made of black fire-retardant Nomex. Small. Pair.		SC0001512NR11	
<b>Nomex Underwear Top - White</b> Fire-retardant Nomex long-sleeve underwear top is SFI 3.3-approved. White, size medium/large. Each.		SC0001764MBOML	
<b>Nomex Underwear Top - White</b> Fire-retardant Nomex long-sleeve underwear top is SFI 3.3-approved. White, size 3X-large. Each.		SC0001764MB0XXXL	
<b>Nomex Underwear Bottom - White</b> Fire-retardant Nomex underwear bottom is SFI 3.3-approved. White size X-large/2X-large. Each.		SC0001765PB0LXXL	
<b>Nomex Underwear Bottom- White</b> Fire-retardant Nomex underwear bottom is SFI 3.3-approved. White size 3X-large. Each.		SC0001765PB0XXXL	
<b>Nomex Underwear Bottom- Black</b> Fire-retardant Nomex underwear bottom is SFI 3.3-approved. White size 3X-large. Each.		SC0001765PNRXXXL	
<b>Seat Base for 1979-98 Mustang - Driver's Side</b> 600 Series Sparco seat mounting base for 1979-98 Ford Mustangs. Fits Mustang driver's side. Black powder coated steel. Each.		SC0600SB010L	

















# CALL NOW! UNBELIEVABLE DEALS!

DON'T MISS OUT ON THESE LIMITED QUANTITIES AVAILABLE AT SPECIAL SALE PRICES

Description	Photo	Part No.	Price
<b>TRIPLE X RACE COMPONENTS</b>			
<b>Mini Sprint Super Deluxe Kit Panhard Style</b> Fusion 600 Mini Sprint Super Deluxe chassis kit. Panhard configuration, natural chromoly construction. Triple X Mini-Sprint car.		TXR600-CH-2009	
<b>Midget Chassis Bare Frame</b> Triple X Midget chassis kit. Natural chromoly construction.		TXRMID-CH-1000	
<b>Quick Change Drain Pan Black</b> Quick-change aluminum drain pan. 12"L x 10-1/4"W x 3-3/4"D. Black. Each.		TXRPA-0020-BLK	
<b>Dual Duct Cool Air Hood Black Sprint Car</b> Dual Duct fiberglass hood for Triple X Sprint car. Black gelcoat finish. Each.		TXRSC-BW-0051-BLK	
<b>WELD RACING</b>			
<b>15 X 12 Wide 5 XL 4" BS Bead-Loc 13.2 lbs w/Cover</b> 15" x 12" Wide 5XL wheel. 4" backspace, Wide 5 bolt pattern, beadlock. Includes cover. Polished aluminum. Each.		WEL559-5254-6	
<b>15x10 Wide 5 HS 5" BS Bead-Loc w/Cover</b> 15" x 10" Wide 5 HS wheel. 5" backspace, Wide 5 bolt pattern, beadlock. Includes cover. Polished aluminum. Each.		WEL570-5055-6	
<b>15 X 12 Wide 5 HS 5" BS Bead-Loc 16.5w/Cover</b> 15" x 12" Wide 5 HS wheel. 5" backspace, Wide 5 bolt pattern, beadlock. Includes cover. Polished aluminum. Each.		WEL571-5255-6	
<b>17x5 RT-S Wheel 5x120mm BC 2.2 BS Polished</b> 17" x 5" S71 wheel. 2.2" backspace, 5 x 120 mm bolt pattern. High pad. Polished aluminum. Each.		WEL71HP7050N22A	
<b>15x4.075 RT-S Wheel 5x4.5 BC 1.5 BS Polished</b> 15" x 4" S71 wheel. 1.5" backspace, 5 x 4.5" bolt pattern. Medium pad. Polished aluminum. Each.		WEL71MP-504A15A	
<b>15x10 RT-S Wheel 5x4.5BC 7.5 BS Polished</b> 15" x 10" S71 wheel. 7.5" backspace, 5 x 4.5" bolt pattern. Medium pad. Polished aluminum. Each.		WEL71MP-510A75A	
<b>15x10 RT-S Wheel 5x4.75 BC 7.5 BS Polished</b> 15" x 10" S71 wheel. 7.5" backspace, 5 x 4.75" bolt pattern. Medium pad. Polished aluminum. Each.		WEL71MP-510B75A	
<b>13x10 31 Spline 3" BS w/ Beadlock Black</b> 13" x 10" Magnum Midget / Mini-Sprint wheel. 3" backspace, 31 spline, beadlock. Includes cover. Black anodized/polished aluminum. Each.		WEL734B-31053	
<b>15x18 42 Spline 5" BS Bead-Loc w/Cover</b> 15" x 18" Magnum wheel. 5" backspace, 42 spline, beadlock. Includes cover. Gold anodized/polished aluminum. Each.		WEL735-51855-6	
<b>15x18 42 Spline 6" BS Bead-Loc w/Cover</b> 15" x 18" Magnum wheel. 6" backspace, 42 spline, beadlock. Includes cover. Gold anodized/polished aluminum. Each.		WEL735-51856-6	
<b>15x17 42 Spline 8in BS Bead-Loc w/Cover</b> 15" x 17" Magnum wheel. 8" backspace, 42 spline, beadlock. Includes cover. Black anodized/polished aluminum. Each.		WEL735B-51758BC-6	

# CALL NOW! UNBELIEVABLE DEALS!

DON'T MISS OUT ON THESE LIMITED QUANTITIES AVAILABLE AT SPECIAL SALE PRICES

Description	Photo	Part No.	Price
<b>WELD RACING</b>			
<b>15x10 4" BS Magnum 6 Pin Sprint Wheel</b> 15" x 10" Magnum 6-pin wheel. 4" backspace, 6 x 5" bolt pattern. Gold anodized/polished aluminum. Each.		WEL756-51014	
<b>15x8 Weld Star 5x4.75 BC 4.5 BS</b> 15" x 8" Weld Star wheel. 4.5" backspace, 5 x 4.75" bolt pattern. Black anodized/polished aluminum. Each.		WEL791B-58278	
<b>Direct Mount Rim Shell 13x8 3" BS w/ Beadlock</b> 13" x 8" direct-mount wheel. 3" backspace, 5 x 9.75" bolt pattern, beadlock. Polished aluminum. Each.		WEL860-30823	
<b>15x8 Wheel Direct Mount 5" BS w/Cover Non-loc</b> 15" x 8" direct-mount wheel. 5" backspace, 5 x 9.75" bolt pattern. Includes cover. Polished aluminum. Each.		WEL860-50805-6	
<b>Spindle Mount Rim Shell 15" x 9" 5 BS</b> 15" x 9" direct-mount wheel. 5" backspace, 5 x 9.75" bolt pattern. Polished aluminum. Each.		WEL860-50915	
<b>Magnum PRO 15x3.5 1pc Wheel 5x4.5 1.75 BS</b> 15" x 3.5" Magnum 1-piece wheel. 1.75" backspace, 5 x 4.5" bolt pattern. Black anodized aluminum. Each.		WEL86B-15204	
<b>Magnum PRO 15x3.5 1pc Wheel 5x4.75 2.25BS Blk</b> 15" x 3.5" Magnum 1-piece wheel. 2.25" backspace, 5 x 4.75" bolt pattern. Black anodized aluminum. Each.		WEL86B-15272	
<b>15X4 Alumastar 2.0 5X4.5 1.75 BS</b> 15" x 4" Alumastar wheel. 1.75" backspace, 5 x 4.5" bolt pattern. Polished aluminum. Each.		WEL88-504202	
<b>15X8 Alumastar 2.0 5X4.75 4.0 BS</b> 15" x 8" Alumatar wheel. 4" backspace - 5 x 4.75" bolt pattern. Polished aluminum. Each.		WEL88-508278	
<b>15x15 Alumastar 2.0 5x5 5.0" BS</b> 15" x 15" Alumastar wheel. 5" backspace, 5 x 5" bolt pattern. Polished aluminum. Each.		WEL88-515420	
<b>Alumastar 15x3.5 Wheel 5x4.5 1.75 BS Black</b> 15" x 3.5" Alumastar 1-piece wheel. 1.75" backspace, 5 x 4.5" bolt pattern. Black anodized aluminum. Each.		WEL88B-15204	
<b>15 X 14 Draglite Wheel 5 X4.5-4.75" 4.5" BS</b> 15" x 14" Draglite wheel. 4.5" backspace, 5 x 4.50" / 5 x 4.75" bolt pattern. Black anodized aluminum. Each.		WEL90B-514348	
<b>16 x 16 Delta-1 Drag Wheel 5x4.75 BC 4.0 BS</b> 16"x16" Delta-1 wheel. 4" backspace, 5 x 4.75" bolt pattern, beadlock. Polished aluminum. Each.		WELD1PPS616B4DP	
<b>15" 16-Hole Beadlock Ring w/6-Tabs - Black</b> Quick-turn beadlock ring for 15" wheels. 16 hole, 6-tab mounting. Black anodized aluminum. Each.		WELP650B-5314-6	

# NEW PRODUCTS



**PERFORMANCE**  
THE WINNING ELEMENT IN RACING.

## Sprint Car Front Axle Tethers

Approved for 2020 World of Outlaw competition, these tethers prevent the front axle from breaking away from Sprint Cars during an accident.



TIP2012

Part	Description	Price
TIP2012	Complete Kit, Wrap Style, 2 Axle/1 King Pin Tether	
TIP2013	50" King Pin Tether With Studs	
TIP2014	53" King Pin Tether With Studs	
TIP2016	Axle Tethers, Sold In Pairs, Wrap Style	

## Billet Aluminum Torque Ball Housing And Ball

CNC-machined from billet 7075 aluminum, these strong, rigid, and durable torque ball housings are designed to retain debris in the event of a U-joint failure.



TIP4712

Part	Description	Price
TIP4712	Housing	
TIP4714	Torque Ball	



TIP4714

## 305 Lower Radiator Hose

TIP5168

Molded silicone lower radiator hose is built specifically for 305 engines sprint car applications. Molded 90° elbow and 45° elbow separated by 5" fits most combinations of Sprint Car radiator and pump.



## OS Helmet

Fiberglass full-face helmet with an easy-to-open visor is pre-drilled for Hans clips. White with red and gray graphics. Snell SA2015 approved.

Description	Part	Price
Small	OMPSC791E-S	
Medium	OMPSC791E-M	
Large	OMPSC791E-L	
X-Large	OMPSC791E-XL	



## Vaughn Gitten Jr. Geoxtreme Steering Wheels

Designed in collaboration with Vaughn Gitten Jr., these NAPA leather-wrapped steering wheels feature a Geoxtreme camo print and the branded "Fun Haver" center bezel.

### H60

This Drift steering wheel features a three-spoke 13.75" diameter steering wheel with a 2.36" dish.

Part	Description	Price
MPIMPI-DO-H60-VGJ/G	Green	
MPIMPI-DO-H60-VGJ/B	Blue	



### Off-Road

This wheel is optimized for comfort and control while you're ripping through the terrain in Baja or simply enjoying your off-road vehicle or UTV with friends. Features include the Max Papis ergo grip which minimizes fatigue and maximizes control. The 5mm thick three-spoke, double-rivet construction handles any terrain. 12.75" diameter with a 1.25" dish.

Part	Description	Price
MPIMPI-F-13-VGJ/G	Green	
MPIMPI-F-13-VGJ/B	Blue	



## BoostLine Connecting Rods

The patent-pending BoostLine 2-pocket connecting rods combine the best attributes of H- and I-beam rods. Specifically designed for high-horsepower forced-induction and nitrous applications. Constructed from 4340 forged steel, they include ARP hardware and are inspected and finished in the USA.



Part	Description	Price
WISBC6700-990	6.700" BBC	
WISFD5400-927	5.400" SBF	
WISFD5866-886	5.866" Ford 2.3L Ecoboost	
WISFD6200-927	6.200" SBF	
WISHN5433-827	5.433" Honda B18C	
WISHN5658-866	5.658" Honda K20C	
WISHN5984-866	5.984" Honda K24A	
WISMI5906-866	5.906" Mitsubishi 4G637	
WISNI5364-866	5.364" Nissan SR20	
WISNI5677-866	5.677" Nissan VQ35DE	
WISSB5137-905	5.137" Subaru EJ20/EJ25	
WISSC5700-927	5.700" SBC	
WISTY5591-866	5.591" Toyota 2JZ	

# NEW PRODUCTS



## Billet Excess Carburetors

Billet Excess series carburetors combine the affordability of a cast 4500-flange carburetor with the performance of billet two-circuit metering blocks. Five stages of emulsion provide a broader range of tunability. Additional features include a billet main body and high-capacity billet two-port fuel bowls.



## Billet Excess Pro Carburetors

Billet Excess Pro series carburetors are CNC-machined from billet aluminum for serious high-performance racing applications. Each Billet Excess Pro carburetor offers Pro-Billet high-performance metering blocks with five stages of emulsion to provide a broader range of tunability along with the ability to handle the varying demands of all current fuels, including methanol and ethanol. True bolt-on power!

## Billet X-treme Pro Carburetors

The Billet X-treme Pro series sports a unique CNC-machined main body which offers better air flow with a wider range of tunability. They include high-performance billet metering blocks with five stages of emulsion, and the ability to handle the varying demands of all current fuels, including methanol and ethanol.

Part	Description	Metering Block	Anodized	Fuel Bowl	Price
<b>1050 CFM</b>					
FSC46050XSR	Billet Excess	2-Circuit	Black/Red	2-Port X	
FSC46050XSP-V	Billet Excess	2-Circuit	Black/Gold	2-Port X	
FSC46050XSR-V	Billet Excess	3-Circuit	Black/Red	3-Port Viper	
FSC46050XSP-G4	Billet Excess Pro	4-Circuit	Black/Gold	3-Port Viper	
FSC46050XSP-G4V	Billet Excess Pro	4-Circuit	Black/Gold	3-Port Viper	
FSC46050XSP-V	Billet Excess Pro	3-Circuit	Black/Gold	3-Port Viper	
FSC46050XSP	Billet Excess Pro CNC	3-Circuit	Black/Gold	2-Port X	
FSC41050B	Billet X-treme Pro	3-Circuit	Black/Gold	2-Port X	
<b>1150CFM</b>					
FSC46150XSR-V	Billet Excess	2-Circuit	Black/Red	3-Port Viper	
FSC46150XSR	Billet Excess CNC	2-Circuit	Black/Red	2-Port X	
FSC46150XSP-G4	Billet Excess Pro	4-Circuit	Black/Gold	2-Port X	
FSC46150XSP-G4V	Billet Excess Pro	3-Circuit	Black/Gold	3-Port Viper	
FSC46150XSP-V	Billet Excess Pro	3-Circuit	Black/Gold	3-Port Viper	
FSC46150XSP	Billet Excess Pro CNC	3-Circuit	Black/Gold	2-Port X	
<b>1250 CFM</b>					
FSC46250XSR-V	Billet Excess	2-Circuit	Black/Red	3-Port Viper	
FSC46250XSR	Billet Excess CNC	2-Circuit	Black/Red	2-Port X	
FSC46250XSP-G4	Billet Excess Pro	4-Circuit	Black/Gold	2-Port X	
FSC46250XSP-G4V	Billet Excess Pro	4-Circuit	Black/Gold	3-Port Viper	
FSC46250XSP-V	Billet Excess Pro	3-Circuit	Black/Gold	3-Port Viper	
FSC46250XSP	Billet Excess Pro CNC	3-Circuit	Black/Gold	2-Port X	



## Aluminum Breather Tank MOR85455

This remote multi-inlet oil catch/breather is ideal for crankcase ventilation, vacuum pumps, dry sump tanks, or rear end housings. Can be used to collect from 2 sources. The two 1/2" NPT inlets are separated by 180° for ease of use.



## Nitro Drag Shoe

The new 20% lighter Nitro drag shoe is designed with a calf-skin leather outer layer and a meta-aramid inner layer, a thin oil-resistant, anti-static sole, and a hook-and-loop ankle strap that adds greater support. Black. SFI 3.3/20-rated.



Size	Part No.	Price
8.5	IMP49208510	
9	IMP49209010	
10	IMP49210010	
10.5	IMP49210510	
11	IMP49211010	
11.5	IMP49211510	
12	IMP49212010	



## Pro-Lite Steering Column IDI1351642055

Weighing under six pounds, this universal steering column works well on the street and at the track. Driver safety is enhanced with five inches of collapsibility, and it is designed to work with most quick-release steering wheel hubs. Steering wheel adapters sold separately. 2" diameter, 30" length. Made in USA.



## Billet Aluminum Column Drop Mounts



Part	Description	Price
IDI2320300050	Black, 3" x 2"	
IDI2320550050	Black, 5-1/2" x 2"	
IDI2320800050	Black, 8" x 2"	



# NEW PRODUCTS



## Wing Cylinder Clamp TXRSC-TW-5477BLK

Adjustable 1-1/2" diameter wing cylinder clamp. This clamp will replace the welded on cylinder mount on the chassis. Black anodized aluminum construction.



## Matte Helmet Detailer

Cleans and details matte finish helmets in one step. Specifically formulated to keep the low luster of matte helmets. 4-oz. spray bottle.

Part	Description	Price
MOLMSHMD	4-oz. Bottle	
MOLMSHMD-4-12	4-oz. Bottle, Case (12)	



## 350 CFM 2-Barrel Carburetor HLY0-7448SA

This performance carburetor is a direct replacement for the factory 2-barrel unit. Several racing associations mandate this carburetor for competition.



## 351W Hi-Ram EFI Manifold HLY300-310

This EFI 351W Hi-Ram manifold comes with a 105mm 1986-95 Ford 5.0 throttle body flange side-mount top. Redesigned water crossover passage allows room for distributor phasing. Works well and looks great with a wide range of engine combinations.



## EFI Throttle Body Intake Elbow

This cast EFI intake elbow allows the use of specific throttle bodies on any intake manifold with a 4150 or 4500 mounting flange.



Part	Description	Price
HLY300-240BK	4150, GM LS, Black	
HLY300-240F	4150, Ford	
HLY300-240FBK	4150, Ford, Black	
HLY300-248	4500, GM LS	
HLY300-248BK	4500, GM LS, Black	
HLY300-249	4500, Ford 5.0L	
HLY300-249BK	4500, Ford 5.0L, Black	

## Sniper EFI Xflow

The Sniper EFI XFlow offers four or eight 120lb./hr. fuel injectors. Accommodates boosted applications. Kit includes self-tuning ECU along with a Bosch LSU 4.9 wideband oxygen sensor and a hi-res touch screen for setup, tuning, and gauge displays.



Part	Description	Price
HLY550-540	4150 Flange, 4 Injectors, Up to 800HP, Shiny	
HLY550-541	4150 Flange, 4 Injectors, Up to 800HP, Black	
HLY550-542	4150 Flange, 4 Injectors, Up to 800HP, Gold	
HLY550-544	4150 Flange, 8 Injectors, Up to 1375HP With Force Induction, Shiny	
HLY550-545	4150 Flange, 8 Injectors, Up to 1375HP With Force Induction, Black	
HLY550-546	4150 Flange, 8 Injectors, Up to 1375HP With Force Induction, Gold	

## Single-Plane EFI LS7 Intake

Fits all GM LS Gen III engines equipped with LS7 cylinder heads. Offers a broad torque curve and best vehicle performance from 2500-7000 RPM. Fits vehicles with minimum hood modifications. Cast aluminum construction with a 4150 square-bore flange is great for power adders. The kit includes the fuel rails, mounting hardware, and O-ring cylinder head mounting flange gaskets.



Part	Description	Price
HLY300-269	Natural	
HLY300-269BK	Black	

## Single-Plane EFI Split Design Race Intake - LS3/L92

Race proven two-piece split design that fits GM LS Gen III engines with LS3/L92 cylinder heads with large displacement with maximum 6000-7000 RPM. Includes shoulder bolt locators and O-ring seal.



Part	Description	Price
HLY300-290	Natural	
HLY300-290BK	Black	

## Terminator X MPFI Kit

A full engine management system that offers self-learning capabilities while adding performance at an affordable price. Additional features include high impedance injector drivers and a programmable integrated one-bar MAP sensor which allow for customized control of electric fans, boost control solenoids, and nitrous systems.



Part	Description	Price
<b>GM</b>		
HLY550-910	LS2/LS3, Late Truck	
HLY550-932	LS1/LS6 DBW, 24X Crank Reluctor, EV6 Injectors	
HLY550-934	LS1/LS6 DBW, Trans Controller, 24X Crank Reluctor, EV6 Injectors	
<b>Ford</b>		
HLY550-937	MPFI Kit, 302W/351W/460, EV1 Injectors	
HLY550-937F	MPFI 5.0 Fox Body, EV1 Injectors	



# NEW PRODUCTS



## Precision II Youth

The Precision II Youth two-layer Nomex SFI-5 rated driving suit offers protection and functionality while keeping cost in mind. Features include full floating sleeves and stretch panels across the back, knee, and crotch. Ideal for Bandolero, Quarter-Midgets, Legends Car, Micro-Sprint, and Outlaw Kart youth competitors. Black/Gray.



Description	Part	Price
X-Small	K1R20-PRY-NG-XS	
XX-Small	K1R20-PRY-NG-2XS	
3X-Small	K1R20-PRY-NG-3XS	
4X-Small	K1R20-PRY-NG-4XS	
5X-Small	K1R20-PRY-NG-5XS	

## Flex Driving Gloves

The most advanced driving glove made by K1. The Flex glove is constructed with two-layers of bonded Nomex and offers a printed, fire-resistant pre-curved palm. Externally stitched seams and a 180° elastic wrist enclosure provide improved comfort and a secure fit. FIA 8856-2000 & SFI 3.3/5 homologation standards. Gray/Black.



Description	Part	Price
4X-Small Youth	K1R23-FLX-NG-4XS	
3X-Small Youth	K1R23-FLX-NG-3XS	
2X-Small Youth	K1R23-FLX-NG-2XS	
X-Small Youth	K1R23-FLX-NG-XS	

## Track 1 Driving Gloves

This entry-level glove offers many higher end features, including two-layer bonded Nomex construction designed with pre-curved fingers and palm, external stitching, and an elastic cuff. SFI3.3/5-rated.



Description	Part	Price
<b>Black</b>		
4X-Small Youth	K1R23-TR1-N-4XS	
3X-Small Youth	K1R23-TR1-N-3XS	
2X-Small Youth	K1R23-TR1-N-2XS	
X-Small Youth	K1R23-TR1-N-XS	
<b>Red</b>		
4X-Small Youth	K1R23-TR1-R-4XS	
3X-Small Youth	K1R23-TR1-R-3XS	
2X-Small Youth	K1R23-TR1-R-2XS	
X-Small Youth	K1R23-TR1-R-XS	
<b>Blue</b>		
4X-Small Youth	K1R23-TR1-B-4XS	
3X-Small Youth	K1R23-TR1-B-3XS	
2X-Small Youth	K1R23-TR1-B-2XS	
X-Small Youth	K1R23-TR1-B-XS	

## Sportsman

The Sportsman two-piece driving suit offers two-layer Nomex construction, full-floating arm gussets, boot cut legs, and ribbed arm cuffs. Jacket and pants sold separately. SFI 3.2A/5-rated.



Part	Description	Price
<b>Jacket</b>		
K1R21-SPT-NW-M	Black/White, Medium	
K1R21-SPT-NW-ML	Black/White, Medium/Large	
K1R21-SPT-NW-L	Black/White, Large	
K1R21-SPT-NW-LXL	Black/White, Large/X-Large	
K1R21-SPT-NW-XL	Black/White, X-Large	
K1R21-SPT-NW-2XL	Black/White, XX-Large	
K1R21-SPT-NW-3XL	Black/White, 3X-Large	
K1R21-SPT-NR-S	Black/Red, Small	
K1R21-SPT-NR-M	Black/Red, Medium	
K1R21-SPT-NR-ML	Black/Red, Medium/Large	
K1R21-SPT-NR-L	Black/Red, Large	
K1R21-SPT-NR-LXL	Black/Red, Large/X-Large	
K1R21-SPT-NR-XL	Black/Red, X-Large	
K1R21-SPT-NR-2XL	Black/Red, XX-Large	
K1R21-SPT-NR-3XL	Black/Red, 3X-Large	
K1R21-SPT-NB-S	Black/Blue, Small	
K1R21-SPT-NB-M	Black/Blue, Medium	
K1R21-SPT-NB-ML	Black/Blue, Medium/Large	
K1R21-SPT-NB-L	Black/Blue, Large	
K1R21-SPT-NB-LXL	Black/Blue, Large/X-Large	
K1R21-SPT-NB-XL	Black/Blue, X-Large	
K1R21-SPT-NB-2XL	Black/Blue, XX-Large	
K1R21-SPT-NB-3XL	Black/Blue, 3X-Large	
<b>Pants</b>		
K1R22-SPT-NW-S	Black/White, Small	
K1R22-SPT-NW-M	Black/White, Medium	
K1R22-SPT-NW-ML	Black/White, Medium/Large	
K1R22-SPT-NW-L	Black/White, Large	
K1R22-SPT-NW-LXL	Black/White, Large/X-Large	
K1R22-SPT-NW-XL	Black/White, X-Large	
K1R22-SPT-NW-2XL	Black/White, XX-Large	
K1R22-SPT-NW-3XL	Black/White, 3X-Large	
K1R22-SPT-NR-S	Black/Red, Small	
K1R22-SPT-NR-M	Black/Red, Medium	
K1R22-SPT-NR-ML	Black/Red, Medium/Large	
K1R22-SPT-NR-L	Black/Red, Large	
K1R22-SPT-NR-LXL	Black/Red, Large/X-Large	
K1R22-SPT-NR-XL	Black/Red, X-Large	
K1R22-SPT-NR-2XL	Black/Red, XX-Large	
K1R22-SPT-NR-3XL	Black/Red, 3X-Large	
K1R22-SPT-NB-S	Black/Blue, Small	
K1R22-SPT-NB-M	Black/Blue, Medium	
K1R22-SPT-NB-ML	Black/Blue, Medium/Large	
K1R22-SPT-NB-L	Black/Blue, Large	
K1R22-SPT-NB-LXL	Black/Blue, Large/X-Large	
K1R22-SPT-NB-XL	Black/Blue, X-Large	
K1R22-SPT-NB-2XL	Black/Blue, XX-Large	
K1R22-SPT-NB-3XL	Black/Blue, 3X-Large	

# NEW PRODUCTS



## Precision Tech Layers

Precision Tech Layers feature the use of soft moisture-wicking, fire-resistant Nomex meta-aramid material and flame-resistant thread to ensure comfort and protection. Black. SFI 3.3-rated.



Size	Part	Price
<b>Shirt - Long</b>		
5X-Small	K1R26-PLS-N-5XS	
4X-Small	K1R26-PLS-N-4XS	
3X-Small	K1R26-PLS-N-3XS	
2X-Small	K1R26-PLS-N-2XS	
X-Small	K1R26-PLS-N-XS	
Small	K1R26-PLS-N-S	
Medium	K1R26-PLS-N-M	
Large	K1R26-PLS-N-L	
X-Large	K1R26-PLS-N-XL	
XX-Large	K1R26-PLS-N-2XL	
<b>Shirt - Short</b>		
5X-Small	K1R26-PSS-N-5XS	
4X-Small	K1R26-PSS-N-4XS	
3X-Small	K1R26-PSS-N-3XS	
2X-Small	K1R26-PSS-N-2XS	
X-Small	K1R26-PSS-N-XS	
Small	K1R26-PSS-N-S	
Medium	K1R26-PSS-N-M	
Large	K1R26-PSS-N-L	
X-Large	K1R26-PSS-N-XL	
XX-Large	K1R26-PSS-N-2XL	
<b>Pants - Long</b>		
5X-Small	K1R26-PRP-N-5XS	
4X-Small	K1R26-PRP-N-4XS	
3X-Small	K1R26-PRP-N-3XS	
2X-Small	K1R26-PRP-N-2XS	
X-Small	K1R26-PRP-N-XS	
Small	K1R26-PRP-N-S	
Medium	K1R26-PRP-N-M	
Large	K1R26-PRP-N-L	
X-Large	K1R26-PRP-N-XL	
XX-Large	K1R26-PRP-N-2XL	

## Nomad Gear Bag

### K1R33-NOM

This large gear bag featuring three compartments with dividers, easily storing one helmet and restraint system, up to three suits, three pairs of shoes, gloves, and underwear. Other features include a telescoping handle and roller wheels mounted to a hardened bottom.



## Socks

### K1R26-NSO-N

These one-size-fits-all black Nomex socks are SFI 3.3 approved. Sold in pairs.



## GTX-1 Driving Shoes

Constructed of premium leather and built with a pre-formed textured rubber sole, the GTX-1 racing shoes offers an Achilles flex zone and a unique Canopy Tongue for added protection and to keep dirt from gathering inside. The inner liner uses soft-knit Nomex. Meets SFI 3.3/5 specifications.

Size	Part	Price
<b>Black/Gray</b>		
4	K1R24-GTX-N-4	
5	K1R24-GTX-N-5	
5.5	K1R24-GTX-N-55	
6	K1R24-GTX-N-6	
6.5	K1R24-GTX-N-65	
7	K1R24-GTX-N-7	
7.5	K1R24-GTX-N-75	
8	K1R24-GTX-N-8	
8.5	K1R24-GTX-N-85	
9	K1R24-GTX-N-9	
9.5	K1R24-GTX-N-95	
10	K1R24-GTX-N-10	
10.5	K1R24-GTX-N-105	
11	K1R24-GTX-N-11	
12	K1R24-GTX-N-12	
13	K1R24-GTX-N-13	
14	K1R24-GTX-N-14	
<b>Red/Gray</b>		
4	K1R24-GTX-R-4	
5	K1R24-GTX-R-5	
5.5	K1R24-GTX-R-55	
6	K1R24-GTX-R-6	
6.5	K1R24-GTX-R-65	
7	K1R24-GTX-R-7	
7.5	K1R24-GTX-R-75	
8	K1R24-GTX-R-8	
8.5	K1R24-GTX-R-85	
9	K1R24-GTX-R-9	
9.5	K1R24-GTX-R-95	
10	K1R24-GTX-R-10	
10.5	K1R24-GTX-R-105	
11	K1R24-GTX-R-11	
12	K1R24-GTX-R-12	
13	K1R24-GTX-R-13	
14	K1R24-GTX-R-14	
<b>White/Black</b>		
4	K1R24-GTX-W-4	
5	K1R24-GTX-W-5	
5.5	K1R24-GTX-W-55	
6	K1R24-GTX-W-6	
6.5	K1R24-GTX-W-65	
7	K1R24-GTX-W-7	
7.5	K1R24-GTX-W-75	
8	K1R24-GTX-W-8	
8.5	K1R24-GTX-W-85	
9	K1R24-GTX-W-9	
9.5	K1R24-GTX-W-95	
10	K1R24-GTX-W-10	
10.5	K1R24-GTX-W-105	
11	K1R24-GTX-W-11	
12	K1R24-GTX-W-12	
13	K1R24-GTX-W-13	
14	K1R24-GTX-W-14	



# NEW PRODUCTS



**new  
vendor**

## Zero 2000 FIA 4.0-Liter Fire Marshal Steel Fire Suppression System LIF106-001-001

This foam-based extinguisher system offers 8 nozzles (4 engine, 4 cockpit), featuring technology that has faster heat absorption and fire knock down capability. Pull cable-activated system comes complete with 4-liter mechanical bottle, anti-torpedo mounts, two pull cables, eight nozzles, tubing, and bulkhead and tube clips.



## Zero 2000 FIA 4.0-Liter Electric Bottle LIF106-001-001-B

5-lb. (4.0-liter) electric bottle.



## Zero 360 FIA 2.25kg Novec 1230 Fire Marshal System LIF106-001-004

This fire extinguisher system features mechanical activation featuring a 2.25 kg (5-lb. equivalent) Novec™1230 liquid clean agent extinguishant, two straight inlet nozzles, three double-Z nozzles, bottle mounting bracket and strap, two pull cables, and all plumbing hardware. Excellent fire knockdown and extinguishing capabilities. Two-year service cycle. FIA homologation number EX.028.08.



## Zero 360 FIA 2.25kg Novec 1230 Fire Marshal System Bottle LIF106-001-004-B



## Zero 360 FIA 2.25kg Novec 1230 Stored Pressure Electric System LIF106-001-005

This fire extinguisher system features electric push-button activation featuring a 2.25 kg (5-lb. equivalent) Novec™1230 liquid clean agent extinguishant, two straight inlet nozzles, three double-Z nozzles, bottle mounting bracket and strap, activation switch, power pack and harness, and plumbing hardware. Excellent fire knockdown capabilities. Two-year service cycle. FIA homologation number EX.042.17.



## Zero 360 FIA 2.25kg Novec 1230 Stored Pressure Electric Bottle LIF106-001-005-B



## Semi Rigid Alloy Tubing LIF951-101-008-8M

Semi-rigid alloy tubing for use with all types of motorsport fire extinguisher systems. 8mm OD. 8-meter length.



## Zero 2000 2.25-Liter Club Fire Marshal Mechanical System LIF101-225-001

This compact Club Fire Marshall mechanical system offers 2.25 liters of fire extinguishant, two Zero 200 nozzles, two pull cables, and plumbing hardware.



## Zero 2000 2.25-Liter Club Fire Marshal Mechanical Bottle LIF101-225-001-B



## High-Intensity Rear LED Rain Light LIF421-100-005

The light is homologated for competition use by the MSA as well as the FIA and is found on various road racing prototypes categories throughout the world. The Lifeline LED Rain Light is waterproof and has an estimated 35,000 hour life.



## AFFF Hand-Held Fire Extinguisher LIF201-100-001

Portable fire extinguisher ideal for street car, trailer, or workshop.



## Bolt-On Quick Release Steering Adapter LIF410-100-003

CNC-manufactured from aircraft-quality billet aluminum.



## Quick Release Steering Hub WOOQRAN697-1R

Bolt-on red steel quick-release steering hub.



## Steering U-Joint WOOUA201107

Polished stainless steel U-joint. .625"-36 x .750"-20 spline.





# NEW PRODUCTS

## NOCO®

### Fully Automatic Smart Battery Chargers

These compact smart battery charger are designed for 6-volt and 12-volt lead-acid automotive, marine, and deep-cycle batteries, including flooded, gel, AGM, lithium-ion, and maintenance-free batteries.



Part	Description	Price
NOCGENIUS1	1 AMP	
NOCGENIUS2	2 AMP	
NOCGENIUS2D	2 AMP, Direct Mount	
NOCGENIUS5	5 AMP	
NOCGENIUS10	10 AMP	

## SIMPSON®

### Formula Bag

SIM23402

This backpack doubles as a rolling travel bag. Features padded backpack straps, retractable handle, and skate wheels. 27"L x 13"W x 17"H.



### Super Speedway Bag

SIM23403

A large backpack with enough room for a week at the track. Doubles as a portable tote thanks to the retractable handle and skate wheels. 33.5"L x 18"W x 16.5"H.

Gear is not included



### Helmet & FHR Combo Bag

SIM23405

Designed to carry one helmet and one head restraint.



Gear not included

### Suit Tote Bag

SIM23406

This slim tote bag is perfect to carry and protect your driving suit.



### Pit Backpack

SIM23407

Designed to carry plenty of gear and features a laptop pocket. 18"L x 13"W x 10"D.



### Road Bag

SIM23408

This airline carry-on bag features skate wheels and retractable handle. 17.5" W x 14" H.



## Hi-Lift® JACKS

### 2018-20 Jeep Wrangler JL Hi-Lift Jack Mount

HLJTT-1000

Mounts Hi-Lift jack on the JK roll cage. Provides secure interior storage with easy access.



**new vendor**

### Advantage Dryers

The Advantage Dryer will make your gear last longer by removing moisture, sweat, and odors, as well as keeping feet comfortable, dry, and healthy. Quietly dries and deodorizes foot wear in one to four hours. 110V-powered. Two-year warranty.



Part	Description	Price
PETADVCOMBO	Shoes/Boots, 2 Pair	
PETMULTICOMBO	Shoes and Gloves, 1 Pair Each	
PETORCOMBO	Shoes, 1 Pair	
PETGDP-B	DryPort Glove Attachment for Shoe Dryers	
PETHDP	DryPort Helmet Attachment for Shoe Dryers	
PETM1503	Deodorizer Attachment for Shoe Dryers	



### Equalizer Series Crate Engine Carburetors

This cost-effective carburetor is designed for GM crate engines to maximize durability and performance. The Equalizer carburetor uses a CNC-machined billet main body with patent-pending boosters to "equalize" fuel distribution, preventing lean cylinder conditions. The units are also available with optional Willy's Super Bowls.



Part	Description	Price
WCD86022EQ	GM 602 Crate, Gasoline	
WCD86022EQ-SB	GM 602 Crate, Gasoline, Super Bowl	
WCD66041EQ	GM 602 Crate, Alcohol	
WCD66041EQ-SB	GM 602 Crate, Alcohol, Super Bowl	
WCD86042EQ	GM 604 Crate, Gasoline	
WCD86042EQ-SB	GM 604 Crate, Gasoline, Super Bowl	
WCD66043EQ	GM 604 Crate, E-85	
WCD66043EQ-SB	GM 604 Crate, E-85, Super Bowl	
WCD85252EQ	GM CT525 Crate, Gasoline	
WCD85252EQ-SB	GM CT525 Crate, Gasoline, Super Bowl	

# NEW PRODUCTS



THE LEADER IN PERFORMANCE COOLING

## Fluid Coolers

These compact black anodized aluminum cooler assemblies feature internal and external heat sink fins to maximize heat transfer. The universal cylindrical design is 3" in diameter, with removable brackets for easy installation. Ideal for fuel and power steering applications.



Part	Description	Price
<b>Single Pass</b>		
DER13269	10-1/4" x 3-1/4" x 3", 1/2" NPT, Inlet / Outlet	
DER13270	14-1/4" x 3-1/4" x 3", 1/2" NPT, Inlet / Outlet	
DER13271	17-1/4" x 3-1/4" x 3", 1/2" NPT, Inlet / Outlet	
DER13272	20-1/4" x 3-1/4" x 3", 1/2" NPT, Inlet / Outlet	
DER13277	26-1/4" x 3-1/4" x 3", 1/2" NPT, Inlet / Outlet	
DER13279	12-1/4" x 3-1/4" x 3", Tube Type, 3/8" Hose Barb, Inlet / Outlet	
<b>Dual Pass</b>		
DER13280	14-1/4" x 3-1/4" x 3", 3/8" NPT, Female Inlet / Outlet	
DER13281	17-1/4" x 3-1/4" x 3", 3/8" NPT, Female Inlet / Outlet	
DER13282	20-1/4" x 3-1/4" x 3", 3/8" NPT, Female Inlet / Outlet	
DER13287	25-1/4" x 3-1/4" x 3", 3/8" NPT, Female Inlet / Outlet	
DER13349	10-1/4" x 3-1/4" x 3", Tube Type, 3/8" Hose Barb Inlet / Outlet, Hose & Hardware	

## Oil Filter Adapter

Add an external engine oil cooler and/or a remote oil filter with this high-quality die-cast aluminum spin-on adapter.



Part	Description	Price
<b>Polished Natural</b>		
DER15704	18 x 1.5 mm Center Thread, 1/2" NPT Inlet, 1/2" NPT Outlet	
DER15705	13/16"-16" Center Thread, 1/2" NPT Inlet, 1/2" NPT Outlet	
DER15706	20 x 1.5 mm Center Thread, 1/2" NPT Inlet, 1/2" NPT Outlet	
DER15724	22 x 1.5 mm Center Thread, 1/2" NPT Inlet, 1/2" NPT Outlet	
DER15756	20 x 1.5 mm Center Thread, 1/2" NPT Inlet, 1/2" NPT Outlet	
DER15757	22 x 1.5 mm Center Thread, 1/2" NPT Inlet, 1/2" NPT Outlet	
<b>Black Anodize</b>		
DER35703	3/4"-16" Center Thread, 10 AN O-Ring Inlet / Outlet	
DER35704	18 x 1.5 mm Center Thread, 10 AN O-Ring Inlet / Outlet	
DER35705	13/16"-16" Center Thread, 10 AN O-Ring Inlet / Outlet	
DER35706	20 x 1.5 mm Center Thread, 10 AN O-Ring Inlet / Outlet	
DER35724	22 x 1.5 mm Center Thread, 10 AN O-Ring Inlet / Outlet	

## Electric Cooling Fan


High-output electric cooling fan designed for engine fluid cooling. Black plastic fan blades. IP68 certified (water/dust-proof).



Part	Description	Price
DER16108	8" Fan, Puller, 366 CFM, Straight Blade, 8 x 8-1/4" x 2"	
DER16109	9" Fan, Puller, 625 CFM, Curved Blade, 9-11/16" x 9-11/16" x 2"	
DER16119	9" Fan, Puller, 755 CFM, Paddle Blade, 9-3/8" x 9-3/4" x 3-3/4"	

## 2011-2014 Ford Mustang GT 5.0 Stacked-Plate Cooler Kit

This stacked-plate cooler kit comes with all necessary hardware to mount a 14- or 16-row stacked plate cooler to the factory crash bar. The cooler sits directly behind the lower grille opening for maximum airflow. The steel braided lines are pre-cut to length. Brackets allow for an additional fluid cooler to be mounted.



Part	Description	Price
DER20541	Transmission Cooler, 27-7/8" x 7-1/8" x 2-3/8", 8 AN Inlet/Outlet	
DER20542	Engine Oil Cooler, 27-7/8" x 7-1/8" x 2-3/8", 8 AN Inlet/Outlet	

## 2007-2018 Jeep Wrangler JK

### DER20565

Perfect for reducing power steering fluid temperatures up to 25°F. Features a black anodized aluminum heat sink cooler, cooler mounting brackets,, 1/2" NPT female inlet / outlet x 6 AN male adapters, 90° hose barb fittings, hose, and all necessary hardware. Measures 10-1/4" x 3-1/4" x 3".



## Remote High-Flow Racing Cooler Kit

These high-flow racing cooler kits are TIG-welded and feature the most efficient tube design in the aftermarket, supporting up to 350 PSI with minimal pressure drop. The mounted 8" 625 CFM electric fan is IP68 certified (water/dust-proof).



Part	Number	Price
DER65840	15" x 8-1/4" x 7", 7/8"-14 Female O-Ring Inlet / Outlet Fitting	
DER65860	12-3/8 x 11-7/8 x 8-1/2", 7/8"-14 Female O-Ring Inlet / Outlet Fitting	
DER65861	12-3/8 x 11-7/8 x 8-1/2", 7/8"-14 Female O-Ring Inlet / Outlet Fitting	



GUARANTEED...FOR LIFE.

## Claw Mount Cell Phone Holder HSK87000

Universal cell phone holder that clips to dashboard vents. Gray.





# NEW PRODUCTS



## Mac Custom Tie Downs

A market leader in professional tie-down equipment. The biggest names in the business count on Mac's for the lasting value of quality parts and craftsmanship built into every component in the product line.



Part	Description	Price
MTD511003	Canopy Hold Down Kit, 4 Each: Cinch Straps/Stakes/Stake Fittings, Carrying Case	
MTD121940	Canopy Hold Down Kit, 1 Each: Cinch Strap/Stakes /Stake Fitting	
MTD121532	Awning & Canopy Polyester Tie Down Strap, Quick Release Ratchet, 2" W x 12' L, 10,000 Lb.	

## Spinnaker Ends

These spinnaker fittings features a strong cast aluminum housing with machined stainless steel internal components. Spinnaker ends fit square tubing with internal cable routing.



Part	Description	Price
MTD632301	2" x 3" x .125"	
MTD632201	2" x 2" x .125"	

## Gusseted Pad Eye Ring

MTD471002

2" x 4" gusseted stainless steel pad eye ring.



## 1979-04 Mustang Pro-Coil Rear Shock Kit QA1RCK52348

This bolt-in rear coilover conversion includes single-adjustable (18 positions of rebound and compression) aluminum shocks, springs, and all necessary hardware. Fits 1979-2004 Ford Mustangs.



## Shock Components

Part	Description	Price
QA17855-101	Valve Disc, .708" OD X .015", 8-pack	
QA17855-178	Valve Disc, 1.300" OD x .004", 8-pack	
QA17855-199	Ring Shim Kit, 1.300" OD x .015", 8-pack	
QA19028-134	Rod Piston, .500" OD x 6.00" Long	
QA19032-390	Bushing, .750" ID, Poly, Black	
QA19042-121	Bumper Compression 9/16" Travel Indicator	
QA19044-105	O-Ring, 222 BUNA 70	
QA19046-107	Wiper 15mm Rod	

## Endura X Series Rod Ends

Self-sealing PTFE-lined chromoly steel rod ends are ideal for high-load suspension components.

Part	Description	Price
QA1XFL10-901	5/8" Bore, 9/16"-18 LH Female Thread	
QA1XFR10-901	5/8" Bore, 9/16"-18 RH Female Thread	



## Big Switch 500

FLAFR1046LED

This heavy-duty 500-amp battery disconnect switch is corrosion-resistant, mounted on a lockout bracket, and is made in the USA.



## Power Steering Pulleys

Polished aluminum six-inch diameter power steering pulley.



Part	Description	Price
FLAFR1574	V-Belt, 1 Groove, KRC Power Steering Pump	
FLAFR1575	Serpentine, 6 Groove, KRC Power Steering Pump	
FLAFR1576	V-Belt, 1 Groove, Press On, Flaming River Pump	
FLAFR1577	Serpentine, 6 Groove, Press On, Flaming River Pump	

## VDOG Variable Angle Gear

FLAFR20303

Consisting of a cast aluminum housing and a 3/4"-36 output shaft. The unit is gear driven without any chains or sprockets. It can be mounted in horizontal or vertical positions. Works well with custom builds with tight firewall clearance.



## Microsteer Electric Power Steering

FLAFR40200

A universal electric power-assisted steering system designed for manual steering applications, this kit includes motor/gearbox, electronic control unit, tuning box, and wiring harness.



## 1" OD Steering Coupler

FLAFR1948

3/4" smooth x 1-1/16"-36 spline. 1" O.D.. Steel.



## 11/16" -36 x 3/4" DD U-Joint

FLAFR2721

11/16" -36 spline x 3/4" Double D. CNC-machined 304 stainless steel. Splined and pinch bolt-secured.



# NEW PRODUCTS



## 2019-20 Jeep Wrangler JL / Gladiator JT

Gravity® LED G4 4" round, 4-watt fog light system features CREE LEDs in magnesium housings and shatter-resistant polycarbonate lenses. Set includes factory wire connectors and brackets.



Part	Description	Price
<b>Clear</b>		
KCH502	2018-20 Jeep Wrangler JL / JT-Sport	
KCH504	2018-20 Jeep Wrangler JL Rubicon-Moab / JT	
KCH506	2018-20 Jeep Wrangler JL Sahara-Rubicon / JT-Overland-Rubicon	
<b>Amber</b>		
KCH507	2018-20 Jeep Wrangler JL Sahara-Rubicon / JT-Overland-Rubicon	
KCH508	2018-20 Jeep Wrangler JL / JT-Sport	
KCH509	2018-20 Jeep Wrangler JL Rubicon-Moab / JT	

## Gravity® LED Pro 7" DOT Headlights KCH42342

A great replacement upgrade over factory halogen headlights, with CREE LEDs, diecast aluminum housings, and polycarbonate lenses. Easy to install.



## Gravity® LED Pro6 LED 50" Light Bar KCH91336

Gravity® G6 LED reflector optics utilize a combination of Driving and Wide-40 Beam pattern lights for optimal lighting balance and performance. Power is supplied by KC-patented Gravity® Reflective Diode (GRD) technology for unparalleled beam shape, light performance, and clarity. Measuring 50" wide, unit mounts directly to factory bolt locations. Kit includes light bar, mounting brackets and hardware, light covers, and a performance plug-n-play wiring harness with illuminated LED switch.



## 50" Xcross Bar Apollo Pro Halogen Kit KCH97061

This 50" light kit features six 100-watt Apollo ProHalogen lights, an extruded aluminum Xcross light mount, and all the necessary wiring and hardware. Provides a balanced beam pattern for incredible forward distance and peripheral visibility.



## Light Bar Overhead Mount KCH7327

These brackets allow light bar to mount to windshield using factory bolt locations. Formed from 5-gauge steel and powder-coated textured black. All hardware included.



## SlimLite LED 6" Light KCH1100

This ultra-shallow-profile light features a 100W H3 halogen bulb in a black steel housing with glass lens. Includes ABS-plastic stone guard.



## Mob Armor

Mob Armor produces smartphone and tablet mounts and accessories for a wide range of motorsports applications. Whether it's a dash mount for daily driving and pro-touring, or a roll cage mount on any terrain, Mob Armor keeps your smartphone accessible and secure. All components are black anodized.



MBAMOBN-PRO-BLK

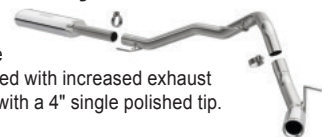
Part	Description	Price
MBAMOBN-PRO-BLK	Magnetic Universal Cell Phone Mount Assembly	
MBAMOBN-CLAW	Clamp-On/Magnetic Universal Cell Phone Mount Assembly	
MBAMOBN-PL-ACC*	Stick-On Steel Mounting Disc, Shield Shape, Pair	
MBAMOBM2-BLK-SM	Small Cell Phone Magnetic Mount Assembly	
MBAMOBM2-BLK-LG	Large Cell Phone Magnetic Mount Assembly	
MBAMOBM2-BLK-SM	Adjustable Small Cell Phone Mount Assembly, Clamp-On, 1/4" To 2" Diameter Tubing	
MBAMOBM2-BLK-LG	Adjustable Large Cell Phone Mount Assembly, Clamp-On, 1/4" To 2" Diameter Tubing	
MBAMOB-MD*	Stick-On Mounting Disc, 38 mm Diameter	
MBATABN-PRO	Universal Magnetic Tablet Mount Assembly	
MBATABN-MD-ACC	Stick-On Steel Mounting Disc, 65 mm Diameter, Pair	
MBATABN-PL-ACC	Stick-On Steel Mounting Disc, Large Shield Shape, Pair	
MBAAC-BNDL	Camera Mount Assembly - Includes Clamp-On / Magnetic / Stick-On Mounts, Carrying Case, Aluminum	

\* Works with MBAMOBN-PRO-BLK & MBAMOBN-CLAW



## 2020 Jeep Gladiator 3.6L Street Series Cat-Back Performance Exhaust System MAG19483

Road-tested for a deep, smooth tone while maintaining a mild interior noise level combined with increased exhaust performance. 3" stainless steel construction with a 4" single polished tip.



## 2020 Jeep Gladiator 3.6L Rock Crawler Series Cat-Back Performance Exhaust System MAG19486

Designed for high-ground clearance to maximize off-road functionality, system offers an aggressive exterior sound balanced with a moderate interior level. High-flow straight-through design adds power. 2-1/2" diameter stainless steel tubing.



# NEW PRODUCTS



## 2020 Jeep Gladiator PRO Series Cat-Back Exhaust

This 2-1/2" cat-back dual exhaust with 4" tips offers a moderate tone thanks to the innovative design.

Part	Description	Price
MBRS5538304	T304 Stainless Steel	
MBRS5538AL	Aluminized Steel	



## 2020 Jeep Gladiator 2-1/2" Lift Kit RDY69-6025

Raises front end 2-1/2" and the rear 2". Allows up to 37" x 12.50" tires on Rubicon and 35" on Sport/Overland models. Kit includes front and rear coil spring spacers, front and rear bump stop extensions, front shock extensions, longer rear swaybar links, brake line drop brackets, and hardware.



## Jeep Wrangler Pulsar + TrailCal Programmer

The Pulsar + TrailCal kits offer numerous options to add horsepower, calibrate for aftermarket tires and gears, configure a custom gauge layout, and enable exciting features like engine idle adjustment, running light controls, and more. The 5" dash-mounted screen pairs with an inline module to blend power, control, and innovative technology to deliver a tremendous driving experience.

Part	Description	Price
SCI42451-TC	2018-20 Jeep Wrangler JL, 3.6L	
SCI42452-TC	2020 Jeep Gladiator JT, 3.6L	



## Flashcal F5 Programmer SCI3876-JT

The Flashcal F5 programmer offers an extensive set of custom features accompanied with power gains of up to 29 HP and 37 lb-ft of torque. The unit includes sending in the original PCM to Superchips for the tech staff to either unlock it or swap it out for an unlocked PCM allowing the Flashpack F5 programmer to unleash added performance from the vehicle.



## TrailCal Programmer SCI41051-JT

TrailCal offers monitoring, calibration, and control features without any modifications to the vehicle. Calibrate for larger aftermarket tires, adjust for gear ratio changes, and the ability to disable Auto Start/Stop function.



## 2020 Jeep Gladiator 3.6L Flashcal Programmer SCI3571-JT

Ideal for recalibrating speedometer after changing tire size or rear gear ratio as well as retuning to get the most performance out of a Jeep Gladiator. Flashcal offers online upgrades so you can calibrate and tune when it's needed most.



## TrailDash2 SCI42051-JT

The TrailDash2 programmer offers versatile performance and calibration that is combined with innovative gauges and screen layouts, thanks to the dash-mounted monitor. The unit includes sending in the original PCM to Superchips for the tech staff to unlock and then follow the activation steps to unleash the vehicle's newfound power.



## 150 AMP 1-Wire Alternator TFS7771BW6G

12-Volt, 150 AMP, one-wire alternator features and internal regulator, a 6-groove serpentine belt and is black powder coated. Made in USA.



## Mini-Racer 120 AMP Alternators

The CS121 GM-style Mini-Racer 12-volt, 120-amp, one-wire alternator is ideal for muscle cars, hot rods, and truck applications. 6-groove serpentine pulley. Made in USA.



## Power Steering Pump Pulleys

Aluminum 6-groove serpentine, press-fit pulley for Tuff Stuff Type II power steering pumps. 5-1/4" diameter.

Part	Description	Price
TFS8489A	Chrome	
TFS8489B	Black Anodize	



Part	Description	Price
TFS7937APST6G	Polished	
TFS7937AST6G	Chrome	
TFS7937BST6G	Black	
TFS7937ST6G	Natural	



# NEW PRODUCTS



## Slim-Fit Radiator System

These 4" thick aluminum single-pass radiators are 40% thinner and are pre-assembled with an aluminum shroud, fan, and an adjustable thermostat. The aluminum radiator features hybrid extruded tube core technology and 100% fabricated aluminum tank, as well as a billet aluminum filler neck and a high-capacity overflow tube.



Part	Description	Price
<b>Universal</b>		
PFM69580-17	21-13/32" W x 18-1/2" H x 4" D, Driver Side Inlet, Passenger Side Outlet, Manual Trans	
PFM69580-19	23-13/32" W x 18-1/2" H x 4" D, Driver Side Inlet, Passenger Side Outlet, Manual Trans	
PFM69580-21	25-13/32" W x 18-1/2" H x 4" D, Driver Side Inlet, Passenger Side Outlet, Manual Trans	
PFM69580-23	27-13/32" W x 18-1/2" H x 4" D, Driver Side Inlet, Passenger Side Outlet, Manual Trans	
PFM69580-26	30-19/64" W x 18-1/2" H x 4" D, Driver Side Inlet, Passenger Side Outlet, Manual Trans	
PFM69590-17	21-13/32" W x 18-1/2" H x 4" D, Passenger Side Inlet, Driver Side Outlet, Manual Trans	
PFM69590-19	23-13/32" W x 18-1/2" H x 4" D, Passenger Side Inlet, Driver Side Outlet, Manual Trans	
PFM69590-21	25-13/32" W x 18-1/2" H x 4" D, Passenger Side Inlet, Driver Side Outlet, Manual Trans	
PFM69590-23	27-13/32" W x 18-1/2" H x 4" D, Passenger Side Inlet, Driver Side Outlet, Manual Trans	
PFM69590-26	30-19/64" W x 18-1/2" H x 4" D, Passenger Side Inlet, Driver Side Outlet, Manual Trans	
PFM69600.1	1967-69 GM F-Body, 28-7/64" W x 18-1/2" H x 4" D, Driver Side Inlet, Passenger Side Outlet, Manual Transmission	
PFM69600.2	1967-69 GM F-Body, 28-7/64" W x 18-1/2" H x 4" D, Driver Side Inlet, Passenger Side Outlet, Automatic Transmission	
PFM69600.4	1967-69 GM F-Body, 28-7/64" W x 18-1/2" H x 4" D, Driver Side Inlet, Passenger Side Outlet, GM LS-Series, Automatic Transmission	
PFM69605.2	1970-81 GM F-Body, 31-51/64" W x 18-1/2" H x 4" D, Driver Side Inlet, Passenger Side Outlet, Automatic Transmission	
PFM69610.2	1982-92 GM F-Body, 30-1/2" W x 16-13/32" H x 4" D, Driver Side Inlet, Passenger Side Outlet, Automatic Transmission	
PFM69610.4	1982-92 GM F-Body, GM LS-Series, 30-1/2" W x 16-13/32" H x 4" D, Driver Side Inlet, Passenger Side Outlet, Automatic Transmission	
PFM69625.1	1968-77 GM A-Body, 31-13/64" W x 16-51/64" H x 4" D, Driver Side Inlet, Passenger Side Outlet, Manual Transmission	
PFM69625.2	1968-77 GM A-Body, 31-13/64" W x 16-51/64" H x 4" D, Driver Side Inlet, Passenger Side Outlet, Automatic Transmission	
PFM69625.4	1968-77 GM A-Body, 31-13/64" W x 16-51/64" H x 4" D, Driver Side Inlet, Passenger Side Outlet, GM LS-Series, Automatic Transmission	
PFM69640.2	1978-85 GM G-Body, 31-13/64" W x 16-51/64" H x 4" D, Driver Side Inlet, Passenger Side Outlet, Automatic Transmission	
PFM69650.2	1995-2002 GM S-10 Truck, 32-7/64" W x 16-51/64" H x 4" D, Driver Side Inlet, Passenger Side Outlet, Small Block Chevy, Automatic Transmission	
PFM69680.1	1979-93 Ford Mustang, 29-7/64" W x 18-7/64" H x 4" D, Passenger Side Inlet, Driver Side Outlet, Manual Transmission	
PFM69695.1	1960-88 Mopar A/B-Body, 26-1/2" W x 18-1/2" H x 4" D, Driver Side Inlet, Passenger Side Outlet, Manual Transmission	
PFM69695.2	1960-88 Mopar A/B-Body, 26-1/2" W x 18-1/2" H x 4" D, Driver Side Inlet, Passenger Side Outlet, Automatic Transmission	

## Timing Light

PFM67419

Self-powered timing light with detachable inductive pickup. Black.




## LS-Series Main Cap Removal Tool PFM67485

Black anodized aluminum.



## Street Hybrid Pro

The 409 stainless steel construction features 3" X-Pipe technology and a set of custom (3" to 2-1/2") mufflers connected to a set of 2-1/2" mandrel-bent tailpipes. The design achieves optimal flow while maintaining OEM fitment. The increased volume through the 3" X-pipe and 3" mufflers creates improved engine breathability for more torque and horsepower.



Part	Description	Price
PYPSPM33S	1965-70 Ford Mustang	
PYPSPM34S	1971-73 Ford Mustang	
PYPSPB30S	1965-70 Mopar B-Body	
PYPSPN30S	1962-67, GM X-Body	
PYPSPM30S	1967-73 Mopar A-Body	



## 360 Series LED Off-Road Lights

This series of lights projects up to 8,600 raw lumens and is offered in three distinct light patterns: Spot, Driving, and Fog. Other features include a surface-mounted black anodize aluminum housing, blacked-out circuit board, prominent RIGID branding, and a limited lifetime warranty. White backlight/white LED. Sold in pairs.



Part	Description	Price
RIG36113	Spot, 4" Round, 28 Watts	
RIG36117	Driving, 4" Round, 28 Watts	
RIG36110	Fog, 4" Round, 31 Watts	
RIG36200	Spot, 6" Round, 72 Watts	
RIG36204	Driving, 6" Round, 6" Round	
RIG36360	3-Wire Harness, 10' Long, 3-Position Switch, 20-amp Fuse	
RIG36361	3-Wire Harness, 12' Long, 2-Position Switch, 15-amp Fuse	

# NEW PRODUCTS

## DIABLOSPORT® GAS AND DIESEL TUNING SYSTEMS

### Jeep Wrangler Amp'D Throttle Booster

Improve throttle response with this easy to install Amp'd throttle sensitivity booster.



Part	Description	Price
DBL48858-JL	2018-20 Jeep Wrangler JL, 3.6L	
DBL48858-JT	2018-20 Jeep Gladiator JT, 3.6L	



### Bag in a Box

Lucas Oil's "Bag in a Box" oil program is specifically designed to be used by dealerships, auto repair shops, and quick lubes for their ability to carry multiple oil grades and specialty items for faster lube servicing and dispensing. The packaging is 100% recyclable with an eco-friendly design. 6-gallon box.



Part	Description	Price
LUC18001	5W20, Conventional	
LUC18010	5W30, Conventional	
LUC18002	10W30, Conventional	
LUC18003	0W20, Synthetic	
LUC18004	5W20, Conventional	
LUC18005	5W30, Synthetic	
LUC18014	15W40, Conventional, Diesel	
LUC18018	15W40, Synthetic, Diesel	



### 2019-20 RAM Truck Pocket/Rivet Fender Flare Kit BUS50930-02

OEM-style matte black pocket/rivet style fender flare kit. Made from warp-resistant Dura-Flex 2000 material. Hardware included.



### Extend-A-Fender Flare Kit BUS50931-02

Designed for oversize wheels and tires. Made from warp-resistant Dura-Flex 2000 material. 2-1/2" wide. Hardware included.



### OE Style Fender Flare Kit BUS50937-02

Factory replacement fender flare kit. Made from warp-resistant Dura-Flex 2000 material. 3/4" wide. Hardware included.



### Jeep Wrangler Pulsar Computer Module

Improve vehicle drivability by installing the Pulsar performance programmer. The unit connects inline with the vehicle's computer with no need for additional wiring.



Part	Description	Price
EDG42451	2018-20 Jeep Wrangler JL, 3.6L	
EDG42452	2018-20 Jeep Gladiator JT, 3.6L	



### 2019-20 Chevy Full Size Truck 4" Lowering Kit BLL1040SP

This four inch lowering kit for late model two-wheel drive GM trucks includes a set of drop spindles, front lowering struts, rear lowering shocks, C-notch plates, bump stops, lifting shackles, trans spacer, axle saddle, and necessary hardware.



### Billet Specialties

Billet Specialties offers a diverse line of dress-up and performance products, including pulley systems, engine dress up kits, and both interior and exterior styling components.



Part	Description	Price
BSP279312	Shifter Boot Ring, 5-3/4" x 7-1/8", Rectangle, Polished Aluminum, Stainless Hardware	
BSPBLK279312	Shifter Boot Ring, 5-3/4" x 7-1/8", Rectangle, Black Anodized Aluminum, Stainless Hardware	
BSPBLK66720	Air Conditioning Bulkhead Plate, 2 Port, -6AN Male/10 AN Male, Black Anodized Billet Aluminum	
BSPBLK66820	Heater Bulkhead Plate, 2 Port, 10 AN Male, Black Anodized Billet Aluminum	
BSPBLK66825	Heater Bulkhead Plate, 2 Port, 5/8" Hose Barb to -10AN Male, Black Anodized Billet Aluminum	
BSPBLK66920	AC / Heater Bulkhead Plate, 4 Port, Three -10AN Male, One 6 AN Male, Black Anodized Billet Aluminum	
BSPBLK66925	AC / Heater Bulkhead Plate, 4 Port, Two 5/8" Hose Barb to 10 AN Male, One 10 AN Male - One - 6AN Male, Black Anodized Billet Aluminum	
BSPBLK66935	AC / Heater Bulkhead Plate, 4 Port, Inline, Two 5/8" Hose Barb to 10 AN Male, One 10 AN Male, One -6AN Male, Black Anodized Billet Aluminum	



# NEW PRODUCTS



## Betterweigh Mobile Towing Scale CUR51701

Uses Bluetooth technology to measure real-time vehicle-trailer weights for safer towing and hauling. Work with any Smartphone.



Truck and Jeep Accessories

## Cellphone Holder DASKU81001BK

Cup holder-mounted universal cellphone holder. Swivel. Black.



## 2018 -20 Jeep Wrangler JL Intake Snorkel

Price	Description	Price
RUG17756.36	High-Mount Snorkel	
RUG17756.35	Low-Mount Snorkel	



## Protect-A-Boot Spark Plug Boot Sleeve

Made from double-wall high-temperature-resistant woven glass fiber material, Protect-A-Boots™ and provide spark plug boot and wire protection from extreme heat. 7" length. Silver.



Part	Description	Price
DSN010509	Set of 4	
DSN010510	Set of 2	
DSN010518	Set of 8	



## High Idle Control Kits

Part	Description	Price
BDD1036615	2018-19 Ford Powerstroke	
BDD1036622	2007-19 Dodge Cummins	
BDD1036627	2008-19 GM Duramax	



**new  
vendor**

## Universal Fire Extinguisher Bracket BRTUFEB1317/D

A universal fire extinguisher bracket designed to work with almost any late model or classic vehicle, no drilling required. From street rods and sports cars to off-road trucks, daily drivers, and even commercial vehicles, The Bracketeer allows drivers to keep a fire extinguisher readily at hand for emergencies.



## UMI Performance

Concentrating on the Pro-Touring market, suspension upgrades have made UMI Performance a leader in muscle car and truck suspension upgrades. Black powder coated steel components.



## Performance Bundle

Make your late model muscle car or truck breathe better and perform faster with the Corsa Performance Bundle. One part number will pair up the Sport cat-back exhaust system with the matching Closed BoxDryTech 3D Intake System.



Part	Description	Price
COR21028PB	2019-20 GM Full Size Truck, 5.3L, Stock Tips	
COR21033PB	2019-20 GM Full Size Truck, 6.2L, Stock Tips	
COR21035BPCPB	2019-20 RAM Truck, 5.7L, Black Tips	
COR14398PB	2017-19 Ford Full Size Truck, V6 EcoBoost, Stock Tips	
COR14837PB	2015-19 Ford Full Size Truck, V8 Coyote, Polished Tips	

Part	Description	Price
<b>1973-87 GM Full Size Truck</b>		
UMI6410	Rear Flip Kit, 6" Lowering	
UMI6411	Adjustable Rear Shock Relocation, Each	
UMI6440-B	Sway Bar, Front, 1-3/8" Diameter, Bushings, End Links	
UMI6443-B	Sway Bar, Rear, 1" Diameter, Adjustable, Brackets, Bushings, Hardware	
UMI6452F	Suspension Spring Kit, Front, Includes 2" Lowering Coil Springs, Pair	
UMI6480	Body Mount Repair Kit, Natural Steel	
UMI6493	Front Shock Mount Studs, Zinc-Plated Steel	
UMI6494	Rear Shock Mount Studs, Zinc-Plated Steel	
UMI90070	Upper Shock Mount Stud, Nuts, Washers, Zinc-Plated Steel, Each	
UMICP4S4	Front Spindle, 2" Drop, Black Powder Coat Steel, Pair	
<b>Shocks</b>		
UMIS150	Front Shock, Monotube, 10.625" Compressed / 14.375" Extended, Black Paint	
UMIS160	Rear Shock, Monotube, 13.000" Compressed / 20.125" Extended, Black Paint	


# NEW PRODUCTS



**new  
vendor**

## Master Cylinder & Booster

These factory replacement brake master cylinder and booster combinations are new, not remanufactured. The master cylinders feature a dual integral reservoir and are equipped to work with front disc rear drum or 4-wheel disc brake applications.



Part	Description	Price
LEE034	1967-70 Ford Mustang, 1" Bore, 9" OD, Single Diaphragm, Black	
<b>1-1/8" Master Cylinder Bore</b>		
LEE1E1A1	GM A/F-Body, 1-1/8" Bore, Dual Integral Reservoir, 9" OD, Single Diaphragm, Zinc-Plated	
LEE2L6B4	GM A/F-Body, 1-1/8" Bore, Dual Integral Reservoir, 7" OD, Dual Diaphragm, Chrome	
LEE3M1A1	1955-68 GM A-Body, 1-1/8" Bore, Dual Integral Reservoir, 8" OD, Dual Diaphragm, Proportioning Valve, Zinc-Plated	
LEE3Q1	1960-66 GM Truck, 1-1/8" Bore, Dual Integral Reservoir, 9" OD, Single Diaphragm, Zinc-Plated	
LEE3Q1A1	1960-66 GM Truck, 1-1/8" Bore, Dual Integral Reservoir, 9" OD, Single Diaphragm, Zinc-Plated	
LEE5H4	1964-66 Ford Mustang, 1" Bore, Dual Integral Reservoir, 7" OD, Single Diaphragm, Zinc-Plated	
LEE5H473	1964-66 Ford Mustang, 1" Bore, Dual Integral Reservoir, 7" OD, Single Diaphragm, Proportioning Valve, Zinc-Plated	
LEEF0002HK	1964-66 Ford Mustang, 1" Bore, Dual Integral Reservoir, 7" OD, Single Diaphragm, Adjustable Rear Brake Valve, Zinc-Plated	
LEEA84	Mopar A/E-Body, 1" Bore, Dual Integral Reservoir, 8" OD, Dual Diaphragm, Zinc-Plated	
LEEF0004HK	1967-70 Ford Mustang, 1" Bore, Dual Integral Reservoir, 9" OD, Single Diaphragm, Pedal Included, Black	
LEEF0008HK	1967-70 Ford Mustang, 1" Bore, Dual Integral Reservoir, 8" OD, Single Diaphragm, Pedal Included, Manual Transmission, Black	
LEEF0018HK	1971-73 Ford Mustang, 1" Bore, Dual Integral Reservoir, 9" OD, Single Diaphragm, Black	
LEEF0024HK	1957-68 Ford Full Size Car, 1" Bore, Dual Integral Reservoir, 8" OD, Single Diaphragm, Zinc-Plated	

## Aluminum Adjustable Proportioning Valve LEEAPV02

3/8"-24 female inlet / outlet. Adjustable from 100-3000 PSI with manual knob control.



## Aluminum Adjustable Proportioning Valve & Distribution Block LEEPVC-B

The proportioning valve and distribution block are one unit with built-in brake light switch. Black.



## 1957-68 Ford Full Size Manual Brakes Dual Bowl Master Cylinder Upgrade LEEF0025HK

This kit allows you to upgrade your factory single-bowl manual brake master cylinder to 1" dual-bowl manual brake master cylinder. Includes an adjustable brake pressure valve and the necessary hard lines and fittings to complete the job.



## Front Disc Brake Conversion Kits

Improve stopping ability with these front drum to front disc brake conversions featuring 4-piston calipers, 11.33" diameter front rotors, master cylinder, power booster, brackets, flex hoses, hard lines, and the hardware needed for complete installation.



Part	Description	Price
<b>4-Piston Calipers</b>		
LEEF0001-405	1965-66 Ford Mustang	
LEEF0001-H405A	1965-66 Ford Mustang	
LEEF0002-3405A	1967-69 Ford Mustang	
LEEF0002-405	1967-69 Ford Mustang, No Booster	
LEEF0002-X405M	1967-69 Ford Mustang, Manual Trans	
LEEF00025-8307	1957-68 GM Full Size Car	
LEEF0002-8405	1962-72 Mopar B/E-Body	
LEEF0003-8405	1965-72 Mopar C-Body	
<b>1-Piston Caliper</b>		
LEEF01002SM	1964-74 GM A/F/X-Body, Spindle Mount	
LEEF01002-E1A1	1964-74 GM A/F/X-Body	

## Slimline Power Brake Booster

Perfect factory replacement brake booster.

Part	Description	Price
LEEPB0012	1971-73 Ford Mustang 1971-73, 9"	
LEEPB0013	1967-70 Ford Mustang 1967-70, 8"	



## Universal Push Rod Kit

LEEPRE113

This universal brake pedal push rod kit allows over 10 popular combinations to work with the brake pedal and master cylinder or power brake booster.



## Universal Proportioning Valves


Manufactured from brass with one each inlet port 1/2"-20 (front) and 7/16"-24 (rear) with two 3/8"-24 (front) and one 9/16"-18 (rear) port.

Part	Description	Price
LEEPV2-B	Disc/Drum	
LEEPV4-B	Disc/Disc	



## Rear Disc Brake Conversion Kits

These rear drum to rear disc brake conversion kits offer everything need to improve a vehicle's stopping power. The kit features 11" solid rear rotors, one-piston calipers complete with parking brake, mounting brackets, hoses, and hardware.



Part	Description	Price
LEERC0001	1957-77 Ford Mid-Size Cars, Ford 8" & 9" Small Bearing Rear Axle	
LEERC0001X	1957-77 Ford Mid-Size Cars, Ford 8" & 9" Small Bearing Rear Axle, Cross-Drilled & Slotted Brake Rotors	
LEERC0002	1957-77 Ford Mid-Size Cars, 9" Small Bearing Rear Axle	
LEERC4001	1969-89 MOPAR Car/Truck, 8-1/4" & 9-1/4" Rear Axles	

## Bandit Electric Vacuum Pump

The rotary vane-style brake vacuum pump in the Bandit Series offers a quieter and more efficient unit compared to traditional piston style pumps. Each pump is pre-wired, tested, and is mounted in a concealed patent-pending black canister. Includes hardware.



Part	Description	Price
LEEV001B	Universal	
LEEV001C	Universal, Chrome	
LEEV002	Universal, No Canister	




## NEW ITEMS FOR 2020

### Pit Mat

ALL10605

Large 10' x 20' black pit mat is made from heavy duty vinyl and includes securing grommets.



### Allstar Helmet Dryer

ALL13018

Dryer is a table top unit that circulates air throughout the inside of a helmet removing moisture that commonly leads to dangerous mold and bacteria growth. Dryer base measures 11" x 13" and includes a removable clip to fasten a dryer sheet to help freshen the inside of the helmet. Unit connects to a 110V power source and features a cord mounted on/off switch.



### Aluminum Round Tubing

1-1/2" x .083" wall tubing is 6061-T6 grade alloy ideal for building bumpers.



Part No.	Description	Price
ALL22085-4	4ft.	
ALL22085-8	8ft.	

### Aluminum Rectangular Tubing

1" x 2" x .083" wall tubing is 6063-T5 grade alloy and ideal for building shop, trailer or pit equipment.



Part No.	Description	Price
ALL22258-4	4ft.	
ALL22258-8	8ft.	

### Left Rear Inner Mud Shields

Stainless steel shield fits over most 5x5 hubs and inside 15" wheels to help reduce mud build-up commonly found on the backside of the left rear wheel of dirt cars.



Part No.	Description	Price
ALL44270	2" Backspace Wheel	
ALL44271	3" Backspace Wheel	

### Mini Stock Front Bumper Universal Unwelded Kits

Universal bumper allows installation on a variety of mini stock applications. Bumper includes 1-3/4" x .095" wall mild steel tubing main bar, two adjustable length 1-1/2" x .083" corner pieces and two 6" x 6" frame mount plates.



Part No.	Description	Price
ALL22328	Unwelded kit	
ALL22329	Welded kit (corners unwelded)	

### Aluminum ABC Bumper

ALL22350

Lightweight front bumper is 56" wide and weighs less than 2-1/2" pounds! Constructed of 1-1/2" .083 wall aluminum tubing and pre-bent to match the contours of the template noses.



### Distribution Block w/ Proportioning Valve

ALL48037

Block, valve and brake light switch combo can be adjusted to limit rear brake pressure to help prevent rear brake lock up.



### Tubular Lower Control Arm

ALL56328

Flat bottom RH control arm for 1964-72 Chevelle now in a 1" longer version.



### Tubular Lower Control Arm

ALL57814

Helix bottom RH control arm for 1964-72 Chevelle now in a 1" longer version. Screw-In Ball Joint.



### In-Car Memory Tire Temp Gauge

ALL80085

Digital tire temp gauge features memory, max temp recall and real time temp from inside the car. Designed for 12 or 16 volt systems and includes gauge, sensor and wiring. Will read only one tire per unit.



**To see more great new products from Allstar Performance as well as our complete selection of sale items and specials, visit [www.allstarperformance.com](http://www.allstarperformance.com)**