

SALE FLYER

**OPEN
IMMEDIATELY**

**SALE PRICES
LIKE YOU'VE
NEVER SEEN
BEFORE!**

**BIG
DEALS
UNBELIEVABLE DEALS
NEW PRODUCTS**

TABLE OF CONTENTS

UNBELIEVABLE DEALS

3-16

NEW PRODUCTS AND VENDORS

17-40

UNBELIEVABLE DEALS

Vendors	Page	Vendors	Page	Vendors	Page
AEM	3	Dynomax	7	Mr. Gasket	12
Aero Race Wheels	3	Eagle	7	MSD	12
Aeromotive	3	Edelbrock	7-9	Nitrous Express	12
aFe Power	3	Enderle	9	Oliver	13
Air Flow research	3	EngineQuest	9	OMP	13
Airaid	3	Extang	9	Painless Wiring	13
Alistar Performance	3-4	Fast Electronics	9	Permatex	13
ARP	4	Fel-Pro	9	Pertronix Ignition	13
ATL	4	FiTech Fuel Injection	9	PIAA	13
AutoMeter	4	Flaming River	9	Quick Car	13
Basset Wheel	4	Flowmaster	9	Quick Fuel Technology	13
Bestop	5	Ford Racing	9	Racequip	13
Bill Miller Engineering	5	Gibson	10	Ram Clutch	13
Billet Specialties	5	Gorilla	10	RCI	14
Borla	5	Grant	10	Red Line Oil	14
Brunnhoezl	5	HANS	10	Reese	14
Bulterbuilt	5	Hedman Heddgers	10	Rigid	14
Callies	5	Hypertech	10	Rough Country Suspensions	14
California Car Duster	5	Impact	10	Royal Purple	14
Carrillo Rods	6	InterComp	10	SCAT	15
Cartier	6	Isky Cams	10	Sharp Rockers	15
Clayton Machine Works	6	Joos Racing Products	11	Sportsman Racing Products	15
Coker Tires	6	K&N Filters	11	T And D Machine	15
Cylinder Head Innovations	6	KC Lites	11	TCI	15
Comp Cams	6	Loctite	11	Thermo-Tec	15
Dart	6	Longacre	11	Warn	15
Diamond Racing Products	7	MagnaFlow	12	WeatherTech	15
Dee Zee	7	Mickey Thompson	12	Wehrs Machine	15-16
Diversified Machine Inc.	7	Mile Marker	12	Weld Racing	16
Dynatech	7	Mobil 1	12	Wiseco	16
		MPI USA	12	Wings Unlimited	16

NEW PRODUCTS INDEX

Please Note: • Some items not legal for sale or use on pollution-controlled vehicles • Not responsible for typographical errors • All prices are listed in U.S. dollars.

RED - NEW VENDORS

Vendors	Page	Vendors	Page	Vendors	Page
aFe Power	26	Gibson Performance	28	Quickcar	35
Argo Manufacturing Co.	28	Hepfner Racing Products	26	Race-Fan	34
Billet Specialties	25	Hotchkis	31	RCI	23
Borla Exhaust	21	Husky Liners	21	Ridetech	27
Cold-Case	39	IDIDIT	32	SPC Performance	36-37
Chassis R&D	29	KSE Racing	21	Sparco	24
Clayton Machine Works	28	LUCAS OIL	17	Stainless Works	18-20
Bosch	24	Maxima Racing Oils	32	Ti22 Performance	17
Bowler Performance	29	MBRP	31	Trans Dapt	38
Driven Racing Oil	31	Mile Marker	28	Ultra-Shield	33
Dupli-Color	30	Mobil 1	33	Vision Wheel	20
Edge Products	30	MOMO	34	Warn	21
Eibach	35	Mothers	34	Weather Tech	28
Enderle	26	Motul	35	Zamp	22-23
Extang	30	MPD	17	Zumbrota	25
G Force Crossmembers	28	Odyssey Battery	28		
		OMP	17		

NEW VENDORS



STAINLESS WORKS

Page 18-20



Page 25



BOSCH

Page 24



Page 29














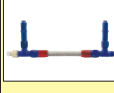

Page 36-37



Page 39










CALL NOW! UNBELIEVABLE DEALS!

DON'T MISS OUT ON THESE LIMITED QUANTITIES AVAILABLE AT SPECIAL SALE PRICES

Description	Photo	Part No.	Price
AEM			
Dryflow Air Filter for 2002-16 Full-Size Dodge Trucks Provides improved airflow and performance without sacrificing filtration. Washable synthetic filter can be reused without oiling. Fits 2002-16 Dodge full-size trucks with 3.0L/3.6L/5.7L engine.		AEM28-20247	
Aero Race Wheels			
53-Series Steel Beadlock Wheel 15"x10" Made with silver powder coated steel, this 15"x10" beadlock wheel features a 3.0" backspace and 5x5" bolt pattern.		ARW53-005030S	
Aeromotive			
In-Line Fuel Pressure Regulator In-line fuel pressure regulator with EFI bypass supports 30-70 PSI. Includes -6AN inlets and return, 1/8"NPT port, and can be used with E85, gas, or diesel.		AFS13129	
AFE Power			
Coil-Over Shock Kit for 1997-13 Corvette Control PFADT series Featherlight coil over shocks have a black anodized aluminum inverted monotube design for reduced weight. Ride-height adjustable with adjustable dampening for rebound and compression. Set of 4 fits 1997-2013 Corvette.		AFE430-401001-N	
Bolt-On Engine Mounts for 1997-13 C5 and C6 Corvette Bolt-on motor mounts feature orange anodized aluminum and nickel-plated steel construction, with polyurethane bushings for reduced deflection. Fits 1997-2013 C5 and C6 Corvettes.		AFE450-401007-N	
Momentum Cold Air Intake for 2011-16 GM 6.6.L Diesel For 2011-16 GM trucks with 6.6L DuraMax diesel, adds up to 22HP and 57 lbs-ft torque. Includes Pro 10R reusable filter. No cutting or drilling of OEM parts.		AFE50-74006-1	
Magnum Force Air Induction System for 2009-13 GM Trucks w/ 4.8/5.3L For 2009-13 GM trucks with 4.8 or 5.3L engines, kit includes heat-shielding housing, Pro Dry S washable dry air filter, and everything needed for installation. Outflows factory intake by up to 110%.		AFE51-81752	
Air Flow Research			
Eliminator Race Assembled Aluminum Heads for SBC Assembled aluminum cylinder heads are equipped with 2.10" intake / 1.60" exhaust valves and 1.55" springs. Heads feature a 220cc intake and 110cc chamber. For small block Chevy. Sold in pairs.		AFR1066	
Airaid Intake Systems			
SynthaFlow Air Filter Element for 1999-2014 GM Full-Size Truck/SUV Panel-type synthetic air filter element is reusable and provides improved airflow. For 1999-2014 GM full-size trucks/SUVs.		ARA851-135	
Allstar Performance			
Level Base Level base makes notching and bending tubing easier. Holds most standard digital or bubble levels. Black powder coated steel unit measures 1-3/8" x 6-3/4".		ALL10741	
Rivet Adapter for Cordless Drills Quickly install 3/32", 1/8", 5/32", or 3/16" standard aluminum rivets. Attaches to any 12V or higher reversible cordless drill with a 3/8" or larger chuck.		ALL18205	
Fuel Line Kit for BG Demon Carburetor Dual outlet carburetor fuel line kit with -8AN single male inlet and dual 9/16"-24 outlets to fit BG Demon carburetor, 9-5/8" center to center. Braided stainless steel hose with blue and red aluminum fittings.		ALL26157	
16" Curved Blade Electric Fan Kit—1980 CFM Electric cooling fan features 16" curved blades and moves 1980 CFM. For either push or pull applications. Measures 16" x 16-3/4" x 4". Installation hardware included.		ALL30077	














CALL NOW! UNBELIEVABLE DEALS!

DON'T MISS OUT ON THESE LIMITED QUANTITIES AVAILABLE AT SPECIAL SALE PRICES

Description	Photo	Part No.	Price
Allstar Performance			
19" Steel Cooling Fan—4-Blade Mechanical 4-blade cooling fan is 19" in diameter and uses a universal mounting bolt pattern with 5/8" pilot. Black painted steel construction.		ALL30101	
Stainless Overflow Tank 2" x 15" Polished stainless steel recovery tank holds 22 oz. and measures 15" high x 2" diameter, with 1/4" hose barb inlet and outlet connections. Includes mounting brackets.		ALL36151	
Big GM 1973-77 Cast Iron Single-Piston Brake Calipers For large 1973-77 GM applications. Feature 2.813" bore, 7.060" floating mount. For rotors up to 1" thick. Sold each.	Right Hand	ALL42081	
	Left Hand	ALL42082	
GM OEM Style Centerlinks Steel centerlinks are a direct replacement for OEM units. Mounting hardware included. DS number indicates Moog equivalent.	DS808 1973-77 A-Body	ALL56311	
	DS899 1977-86 GM Full-Size	ALL56313	
Tubular Lower Control Arms for 1968-72 GM A-Body Tubular lower control arms for 1968-72 GM A-body cars, including Chevelles. Black powder coated steel construction with a press-in ball joint.	Passenger Side	ALL57810	
	Driver Side	ALL57811	
Steel Rod End RH 5/8" Female Steel standard spherical rod end has a 5/8" bore with 5/8"-18 right-hand female thread. Zinc oxide finish. Sold each.		ALL58040	
Aluminum Rod Ends Aluminum spherical rod ends have a 1/2" bore and 1/2"-20 thread, available with left-hand or right-hand male threads. Black anodized finish. Sold each.	1/2"-20 RH Male	ALL58088	
	1/2"-20 LH Male	ALL58098	
Bolt-On Style Battery Box Lightweight steel battery box kit bolts in place and measures 11" x 7". Hold-down hardware included. Natural finish.		ALL76102	
Oil Restrictors for Standard Block Chevy Oil restrictors for standard block Chevy V8 have hex heads. Sold in pairs. Natural aluminum.		ALL90070	
Oil Restrictors for Bowtie Block Chevy Oil restrictors for bowtie block small block Chevy V8 have Allen heads. Sold in pairs. Stainless steel.		ALL90071	
ARP			
M12 Wheel Stud Kits Wheel stud kits for import cars. Includes (5) cadmium-plated chromoly wheel studs with a 0.565" knurl. Available in M12x1.25 x 3" or M12x1.5 x 2".	M12x1.25 x3" (Subaru WRX)	ARP100-7716	
	M12x1.5 x 3" (Mitsubishi EVO)	ARP100-7717	
ATL Fuel Cells			
15-Gallon Saver Fuel Cell Black plastic fuel cell with foam baffling features -8AN outlet and -6AN return/vent connections. Measures 23-2/4" x 17x-1/8" x 9-1/8"H with a 15-gallon capacity. FIA FT3, SCCA, and USAC approved.		ATLSA115	
AutoMeter			
Auto Gage 5" Pedestal Mount Tachometer Silver-faced 5" tachometer has a pedestal mount and incandescent illumination. Electric analog tach features a 10,000 RPM range, fast response, and a user-programmable shift light.		ATM233911	
Basset Wheel			
Armor Edge 15" x 10" Chromed Steel Wheels—Wide 5 Armor Edge 15" x 10" wheel with a 2" backspace and Wide 5 bolt pattern. Chrome-plated steel construction.		BAS50SR2C	

CALL NOW! UNBELIEVABLE DEALS!

DON'T MISS OUT ON THESE LIMITED QUANTITIES AVAILABLE AT SPECIAL SALE PRICES

Description	Photo	Part No.	Price
Bestop			
TrekStep Step Boards for 2015-18 Ford F150 TrekStep aluminum stepboard drops down to provide easy access to the cargo area, then folds out of the way. Black aluminum board supports up to 300 lbs., fits 2015-18 Ford F150 trucks, and includes mounting hardware.		BES75308-15	
Bil Miller Engineering			
Forged Aluminum Connecting Rods Forged aluminum bushed connecting rods are available for big or small block Chevy applications. I-beam construction with 7/16" cap screws. Sets of 8.		6.000" for Small Block Chevy BME302300 6.700" for Big Block Chevy BME396565	
Billet Specialties			
Comp 5 Aluminum Front Drag Wheel 15"x3.5"—5 x 4.5" Comp 5 front drag wheel measures 15" x 3.5" with 1.75" backspace and a 5 x 4.5" bolt pattern. Black anodized aluminum wheel is SFI 15.2 approved.		BSPCSFB35356517	
Comp 5 Aluminum Front Drag Wheel 15"x3.5"—Spindle Mount Comp 5 front drag wheel measures 15"x3.5" with 1.75" backspace and Strange spindle mounting. Black anodized aluminum wheel is SFI 15.2 approved.		BSPCSFB3535SS17	
Street Lite Aluminum Wheel 15"x15"—5 x 4.75" Street Lite polished billet aluminum wheel measures 15" x 15" with a 4.5" backspace and a 5 x 4.75" bolt pattern.		BSPRS035156145N	
Street Lite Aluminum Wheel 15"x 3.5"—5 x 4.5" Street Lite polished billet aluminum wheel measures 15" x 3.5" with a 1.75" backspace and a 5 x 4.5" bolt pattern.		BSPRS035356517N	
Street Lite Aluminum Wheel 15"x 8"—5 x 4.75" Street Lite polished billet aluminum wheel measures 15" x 8" with a 4.5" backspace and a 5 x 4.75" bolt pattern.		BSPRS035806145N	
Borla			
Cat-Back Exhaust for 2014-19 C7 Corvette Cat-back S-type exhaust system is all stainless and includes 2-3/4" tailpipes, mufflers, and 4-1/4" tips. Includes AFM and NPP valves. Fits all 2014-19 C7 Corvettes except Grand Sport with manual transmission.		BOR11855	
Brunnhoezl			
Pro-Series Aluminum Floor Jack Billet aluminum floor jack is the pick of the professionals. 3-pump design. Natural aluminum with red accents. Handle sold separately.		BRU006RD	
Butlerbuilt			
ProLite Advantage Seat with Cover—16" Wide ProLite Advantage seat features a lightweight aluminum frame with a padded black velour cover. Seat is 16" wide with a 25° layback, and is HANS device ready.		BUTADV16201	
Callies			
Compstar Mid-Weight Forged Crankshaft for SBC Compstar mid-weight forged steel crankshaft is internally balanced and features a 3.500" stroke and two-piece seal. For small block Chevy.		CALSAG113-CM	
Ultra I-Beam Connecting Rods—6.80" long for BBC Ultra-series I-beam connecting rods are made from specially formulated Timken 4330V steel and include high-alloy 7/16" cap screws. Bushed rods are designed to fit big block Chevy applications. Sold in sets of 8.		CALU15116	
California Car Duster			
California Car Duster with Wooden Handle The California Car Duster features a 15" head with red paraffin baked cotton to gently remove dust and maintain a beautiful shine. The 26" wood handle provides plenty of reach.		CCD62442	







CALL NOW! UNBELIEVABLE DEALS!

DON'T MISS OUT ON THESE LIMITED QUANTITIES AVAILABLE AT SPECIAL SALE PRICES

Description	Photo	Part No.	Price
Carrillo Rods			
H-Beam Connecting Rods for GM Duramax 6.6L Diesel 6.6L Pro H-beam forged steel connecting rods measure 7.642" long include high-alloy 7/16" cap screws. Bushed rods are designed to fit GM Duramax 6.6L diesel applications. Sold in sets of 8.		CRLGM-B66DM-OHS-6418B7H	
Carter			
Billet Mechanical Fuel Pump—180 GPH for BBC Mechanical fuel pump is constructed from blue anodized billet aluminum, with a -10AN inlet fitting and a -8AN outlet fitting. Pump flows up to 180 gph at 8.1-9 psi. For gas-powered big block Chevy applications.		CARM7901G	
In-Line Electric Fuel Pump—72 GPH In-line electric fuel pump flows 72 gph at 4-8 psi, and includes 3/8" barbed inlet and outlet fittings. Includes mounting bracket and hardware. For gas applications.		CARP4070	
Clayton Machine Works			
Firewall-Mounted Pedal Assembly for 1967-69 Firebird/Camaro Firewall-mounted pedal set includes gas and brake pedals. Gray powder coated aluminum with rubber pads. For 1967-69 F-body (Firebird/Camaro).		CMWMCP-A1-A	
Coker Tire			
Nostalgia/Classic Whitewall Radial Tire P215-75R-14 Nostalgia/classic-style tire provides the look of classic whitewalls with the comfort and reliability of modern radial tires. P215/75R14 size.		COK538900	
Cylinder Head Innovations			
2V Bare Aluminum Cylinder Head for Ford Cleveland/Modified Bare aluminum cylinder head features 2.070" intake / 1.650" exhaust valve bores, a 190cc intake, and a 60cc chamber. Designed for Ford 351 Cleveland/Modified applications. Sold each.		CHISBF2V190B-60	
Comp Cams			
10W30 Engine Break-In Oil — Case of 12 Conventional oil with high ZDDP formula and detergent additives protects engine during critical break in period. Sold in cases of 12 one-quart bottles.		COM1590-12	
Endure-X Mechanical Roller Lifters for Pontiac V8 High-performance Endure-X lifters feature a mechanical roller design with link bar and patented oil injection system. Designed for Pontiac V8 engines with .0842" lifter bores. Sold in sets of 16 (8 pairs).		COM859-16	
Dart			
Iron Eagle CNC Assembled Iron Cylinder Head for SBC Assembled iron cylinder head features 2.080" intake / 1.600" exhaust valves, 1.55" springs, a 227cc intake, and a 72cc chamber. Designed for small block Chevy applications. Sold each.		DRT10971143	
Pro 1 Bare Aluminum Cylinder Head for SBC Bare aluminum cylinder head is set up for 2.250" intake / 1.880" exhaust valves, and has a 325cc intake and a 121cc chamber. Designed for small block Chevy applications. Sold each.		DRT19200010	
Little M Bare Block for SBC Little M cast iron bare block for small block Chevy. Features 4.125" bore, 9.025" deck, 400 4-bolt main, and 2-piece rear main seal.		DRT31132211	
LS Next Bare Block for GM LS-Series Engines LS Next series cast iron bare block for GM LS engines. Features 4" bore, 9.025" deck, 4-bolt mains, 1-piece rear main seal, and 0.375 extended cylinder bores. Use with LS or Gen 1 style motor mounts.		DRT31837111	

CALL NOW! UNBELIEVABLE DEALS!

DON'T MISS OUT ON THESE LIMITED QUANTITIES AVAILABLE AT SPECIAL SALE PRICES

Description	Photo	Part No.	Price
Diamond Racing Products			
Nitrous Dome Forged Piston Set for BBC Forged aluminum piston set with 4.50" bore and 0.043" first x 1/16" second x 3/16" oil ring grooves. Plus 46cc. For big block Chevy. Set of 8.		DIA12710-8	
Dee Zee			
Black Rubber Bed Mat for 2007-15 GM Full-Size Trucks Black rubber mat helps protect the floor of the truck bed. Designed for perfect fit in 2007-15 GM full-size trucks with a 5'6" bed.		DZZ86972	
Diversified Machine Inc.			
Professional Quick-Change Rear Axle Assembly Professional series quick-change rear axle assembly features a 10" ring gear, 4.86 ratio, and is 60" wide with a 2" offset. Sold as kit with lightweight magnesium center.		DMIIMCA4.86PRO-HA-KIT-2	
Dynatech			
Chrome Steel Drag Header Kit for BBC Drag header kit features 2-1/4" to 2-3/8" primary tubes and 4-1/2" collectors. Kit fits big block Chevy pro-street and dragster applications. Chrome-plated 16-gauge steel, sold in pairs.		DTH750-96410	
DynoMax			
Thrush Glasspack Muffler Universal thrush-style glasspack muffler with 2-1/4" center inlet and outlet. 26" x 3-1/2" round body with 31" overall length. Red powder coated steel.		DYN24205	
Eagle			
Externally Balanced Crankshaft for BBC Cast-iron crankshaft for big block Chevy has a 4.000" stroke, and uses a 1-piece seal.		EAG104564000	
Balanced Rotating Assembly for 400 CID SBC Rotating assembly kit for 420 c.i. small block Chevy includes a forged crank and pistons. 4.155" bore, 3.875" stroke, and 6.000" H-beam connecting rods.		EAG12032030	
Competition Rotating Assembly for SBM Rotating assembly kit for 408 c.i. small block Mopar includes a forged crank and pistons. 4.030" bore, 4.000" stroke, and 6.200" H-beam connecting rods.		EAG20102030	
Internally Balanced Crankshaft for GM W-Series Engines Forged steel crankshaft for GM W-Series engines has a 4.000" stroke, and uses a 2-piece seal.		EAG440940026135	
Edelbrock			
Power Package Top End Kit for SBF Complete power package includes cylinder heads, camshaft, intake manifold, lifters, timing set, gaskets, and hardware. For small block Ford engines.		EDE2091	
Victor Intake Manifold for SBC Victor series aluminum intake manifold fits 15-18° Chevy small block applications. Single plane one-piece design with dominator flange. Features 2.02" x 1.2" ports with 7.02" manifold pad height.		EDE2859	
Performer-Truck Intake Manifold for SBF Intake manifold for use for 5.8L small block Ford applications with EGR. Two-piece multiport design has 1.85" x 1.04" ports and a throttle body flange. Cast aluminum with natural/gray powder coat finish.		EDE3881	
Signature Series Breather—Black Steel breather has black powder-coated finish with white Edelbrock logo. Push-in design fits a 1-1/4" hole and includes grommet.		EDE4403	

CALL NOW! UNBELIEVABLE DON'T MISS OUT ON THESE DEALS! LIMITED QUANTITIES AVAILABLE AT SPECIAL SALE PRICES

Description	Photo	Part No.	Price
Edelbrock			
Performer RPM 454-0 Assembled Aluminum Cylinder Head for BBC Assembled aluminum cylinder heads are equipped with 2.19" intake / 1.88" exhaust valves, 1.55" springs, a 290cc intake, and 110cc chamber. Designed for big block Chevy applications. Sold each.		EDE60459	
Performer RPM Assembled Aluminum Cylinder Head for Pontiac V8 Assembled aluminum cylinder heads are equipped with 2.11" intake / 1.66" exhaust valves, 1.46" springs, a 215cc intake, and 87cc chamber. For Pontiac V8 applications with Ram Air IV headers. Sold each.		EDE60575	
Performer RPM Assembled Aluminum Cylinder Head for Pontiac V8 Aluminum cylinder heads are equipped with 2.11" intake / 1.66" exhaust valves, 1.46" springs, a 215cc intake, and 87cc chamber. For low-compression Pontiac V8 applications using 92 octane fuel. Sold each.		EDE60579	
Performer RPM Assembled Aluminum Cylinder Head for BBF Aluminum cylinder heads are equipped with 2.19" intake / 1.76" exhaust valves, 1.55" springs, a 292cc intake, and 95cc chamber. For 1968-87 429/460 big block Ford applications. Sold each.		EDE60669	
Performer RPM Assembled Aluminum Cylinder Head for SBC Aluminum cylinder heads are equipped with 2.02" intake / 1.60" exhaust valves, 1.46" springs, a 185cc intake, and 70cc chamber. For small block Chevy applications. Sold each.		EDE60735	
Performer RPM E-TEC 200 Assembled Aluminum Cylinder Head for SBC Aluminum cylinder heads are equipped with 2.02" intake / 1.60" exhaust valves, 1.46" springs, a 200cc intake, and 64cc chamber. For small block Chevy. Sold each.		EDE60989	
Performer RPM Assembled Cylinder Head for Gen III Hemi Assembled aluminum cylinder heads are equipped with 2.165" intake / 1.65" exhaust valves, 1.30" springs, a 202cc intake, and 73cc chamber. Designed for Mopar Gen III Hemi applications. Sold each.		EDE61119	
Victor JR Assembled Cylinder Head for Mopar 426 Hemi Assembled aluminum cylinder heads are equipped with 2.32" intake / 1.94" exhaust valves, 1.54" springs, a 245cc intake, and 170cc chamber. Designed for Mopar 426I Hemi applications. Sold each.		EDE61179	
E-CNC Assembled Cylinder Head for GM LS3 Assembled cylinder heads are equipped with 2.135" intake / 1.55" exhaust valves, 1.30" springs, a 230cc intake and 69cc chamber. Designed for GM LS3 applications. Sold each.		EDE61319	
Performer RPM Assembled D-Port Cylinder Head for Pontiac V8 Assembled aluminum cylinder heads are equipped with 2.11" intake / 1.66" exhaust valves, 1.46" springs, a 204cc intake, and 87cc chamber. Designed for 1964-79 389-455 c.i. Pontiac V8. Sold each.		EDE61575	
Performer RPM Aluminum Intake Manifold for Ford FE/BBF Aluminum square-bore dual-plane intake manifold has a 5.46" pad height. One-piece cast aluminum construction with chrome powder coated finish.		EDE71054	
Cross Ram Intake Manifold for GM LS3 Single-plane, dual-plenum intake manifold with 13" runners. Will accept two 90mm GM LS3 throttle bodies. Ideal for twin turbo applications. Black/gray powder coated aluminum. Fits GM LS3.		EDE71413	
Victor JR Bare Cylinder Head for SBC Bare aluminum cylinder head features 2.08" intake / 1.60" exhaust valve bores, 24° valve angle, a 215cc intake, and a 64cc chamber. Designed for small block Chevy applications. Sold each.		EDE77579	
Intake Manifold Bolt Kit for SBC Cadmium-plated Grade 5 bolt set includes hardened washers and reduce head bolts. For 1986 and earlier small block Chevy Edelbrock manifolds.		EDE8504	








CALL NOW! UNBELIEVABLE DEALS!

DON'T MISS OUT ON THESE LIMITED QUANTITIES AVAILABLE AT SPECIAL SALE PRICES

Description	Photo	Part No.	Price
Edelbrock			
Performer 4bbl Carburetor - 600 CFM - Remanufactured 4bbl. carburetor features a square bore, mechanical secondary, and single inlet design. Manual choke. Satin anodized finish. Flows 600 CFM. Remanufactured.		EDE9905	
Enderle			
Birdcatcher Tunnel Ram Fuel Injection Hat Kit Tunnel ram fuel injection hat boosts air and fuel flow for maximum performance at speed. Complete kit includes barrel valve, check valve, distribution block, fuel lines, idle control, nozzles, and installation hardware. Polished aluminum finish.		END2101A	
EngineQuest			
Cast Iron Bare Cylinder Head for BBC Cast iron bar cylinder head is configured for 2.30" intake and 1.88" exhaust valves, with a 360cc intake and a 119cc chamber. Has bronze valve guides, 24° intake valve angle, 15° exhaust valve angle. For big block Chevy.		ENQCH454B	
Extang			
Solid Fold 2.0 Tonneau Cover Solid Fold 2.0 tonneau cover features a black glass-filled nylon top that attaches permanently to bed. Rigid panels resist wear and scratches, and fold easily out of way.	2009-18 Ram 1500/19 Ram Classic - 67" Bed		EXT83425
	2015-19 Ford F150 - 78" Bed		EXT83480
Trifecta 2.0 Folding Tonneau Cover for 2009-19 Dodge/Ram Full-Size Trucks Folding 3-panel cover with durable black vinyl material and aluminum frame is built to last. Easy installation. Fits 2009-19 Dodge/RAM full-size trucks with 76" bed, except NEW body style 1500.		EXT92430	
Fast Electronics			
XFI 2.0 Electronic Fuel Injection Controller With on-board diagnostics, EZ test indicator lights, data logging, MAP sensing, and built-in wide-band O2 sensor support, the XFI 2.0 controller includes the ECU, CD, and wideband O2 sensor with wiring harness.		FST301000	
Fel-Pro			
Multi-Layer Steel Head Gasket for BBC 4.640" Bore Head gasket has 4.640" bore and 0.053 compression thickness. Multi-layer steel construction. For big block Chevy applications. 10-pack.		FEL1077-053B	
FiTech Fuel Injection			
Ultimate EFI LS Kit Multiport fuel injection kit includes 36 lb/hr injectors, manifold, and all hardware need for installation. Fits GM LS3/L92 500 hp motors.		FIT70011	
Ultimate EFI LS Kit w/ Transmission Control Multiport fuel injection kit includes 36 lb/hr injectors, transmission controller, manifold, and all hardware need for installation. Fits GM LS3/L92 500 hp motors.		FIT70012	
Flaming River			
GM Power Steering Box 12:1 Ratio Cast iron power steering box for GM applications features a 12:1 ratio and a 4-bolt mounting pattern that can also be used with 3-bolt applications.		FLAFR1560	
Flowmaster			
Outlaw Cat-Back Exhaust System for 2015-16 Ford Mustang GT Stainless steel cat-back exhaust system includes a 3" tailpipe with 4" tips for an aggressive sound and improved engine performance. Black powder coated mufflers.		FL0817734	
Ford Racing			
Ford 8.8" Ring & Pinion Gear Set—4.10 Ratio Kit for Ford 8.8" rear end with 4.10 ratio and 28-spline pinion. Fits 8.8" Mustang, LSC, and T-Bird axles.		FRDM4209-88410	

CALL NOW! UNBELIEVABLE DEALS!

DON'T MISS OUT ON THESE LIMITED QUANTITIES AVAILABLE AT SPECIAL SALE PRICES

Description	Photo	Part No.	Price
Gibson			
Metal Mulisha Cat-Back Exhaust System for 2014-15 GM Full-Size Trucks Single-outlet Metal Mulisha cat-back exhaust system boosts horsepower and gives an aggressive tone. Stainless steel, with 6" black ceramic coated outlet.		GIB60-0029	
Gorilla			
Extra-long Chrome-Plated Acorn Bulge Lug Nuts Chrome-plated steel acorn bulge lug nuts have a 60° seat and are available in two thread sizes. Closed-end extra-long 1.9" body takes a 3/4" lug wrench. Sold in packs of 60.	1/2"-20 Threads	GOR41188XLHT	
	9/16-18" Threads	GOR41198XLHT	
Grant			
Classic GM Steering Wheel—Stainless Steel with Dark Mahogany Grip Classic 3-spoke steering wheel is 14-1/2" diameter. Brushed stainless steel finish with dark mahogany wood grip.		GRT973	
HANS			
HANS Ultra Pro 20 with Sliding Post Tether Ultra Pro 20 Head and neck support is SFI 38.1 and FIA-approved. Carbon fiber construction with sliding post tether. Size Large only.		HANDK13245.42SFI	
Hedman Hedders			
Street Headers for 1965-82 Corvette with BBC Street-style headers feature 2" primaries and 3" collector pipes. Metallic ceramic-coated steel, fits 1965-82 Corvettes with big block Chevy. Sold in pairs.		HED68096	
Elite Ultra-Duty Headers for 1958-64 Chevy A/B-Body w/ SBC Headers feature 1-5/8" primaries and 3" collector pipes. Metallic ceramic-coated steel, fit Chevy A- and B-body cars with small block Chevy. Sold in pairs.		HED68238	
Street Headers for 1999-07 Full-Size GM Trucks/SUVs with LS Engines Street-style headers feature 1-5/8" primaries and a stock-style collector flange. Black painted steel, fits 1999-2007 full-size GM trucks and SUVs with 4.8/5.3/6.0L. Sold in pairs.		HED69690	
Hypertech			
Max Energy Engine Programmer for 1997-2004 Dodge Trucks Maximize power and performance with a wide range of tuning options. Works with 1997-2004 Dodge trucks with 5.9L gas engine.		HYT52500	
Impact Racing			
Super Charger HANS-Ready Helmet - Flat Black Super Charger full-face helmet features integrated fresh air connector. Fiberglass construction with clear face shield, helmet is head-and-neck restraint ready and meets Snell SA2015 requirements. Flat black finish, size X-large only.		IMP17015612	
Nitro HANS-Ready Helmet - Black Designed specifically for alcohol and nitro drag racers with integrated breather system, Kevlar eye port gasket, and SFI 3.3/10 rated Nomex skirt. Gloss black composite construction with clear face shield, it is fully HANS ready. Snell SA2015-certified.		IMP18015410	
InterComp			
Lightweight Quik-Rack Scale Ramp Quik Rack ramp makes pulling onto scales easy for low-slung cars. Lightweight aluminum construction, ramp provides 2.5 in of lift height with a 4.6° incline. Fits vehicles with 84-110" wheelbase and 49.5-64" track width.		INT171000	
Isky Cams			
Endurance Plus Mechanical Roller Lifters for SBC Mechanical roller lifters feature a 0.150" offset and a vertical link bar. For small block Chevy. Set of 16.		ISK1241-LO-150	
Red Zone Mechanical Roller Lifters for BBC Mechanical roller lifters feature a 0.180" offset and a vertical link bar. For big block Chevy. Set of 16.		ISK372-96-LO-180	









CALL NOW! UNBELIEVABLE DEALS!

DON'T MISS OUT ON THESE LIMITED QUANTITIES AVAILABLE AT SPECIAL SALE PRICES

Description	Photo	Part No.	Price
Joes Racing Products			
Spring Preloader for 3" Coil-Over Springs Preload springs for improved handling and response. Coarse threads and included Torrington bearing make adjustments quick and easy. Fits 3" coil springs; works with all major shock brands.		JOE19500	
K&N Filters			
Performance Air Induction Systems Increase horsepower and throttle response. Kit includes all required components to replace factory air intake box. Includes reusable filter.	1997-2004 Ford F150/Expedition		KNE57-2541
	2007-11 Toyota Tundra 5.7L		KNE63-9031-1
	2012-14 Ford Focus		KNE69-3517TS
	2015-16 Chevy Cruze/Opel Astra 1.4L		KNE69-4521TS
	2008-20 Nissan/Infiniti 3.7L		KNE69-7078TS
	2009-13 GM Full-Size Trucks 5.3/6.0/6.2L		KNE71-3070
	2009-19 Dodge/Ram Full-Size Trucks 5.7L		KNE77-1561KP
KC Lites			
KC Cyclone LED 2" Mini Accessory Light Surface-mounted accessory lights are 2" in diameter and include 12 bright white LED lights. Black anodized aluminum housing with clear diffused lens. Sold each.		KCH1351	
Loctite			
High-Temperature PST 592 Thread Sealer Paste Locks and seals threaded fittings up to 400°. Ideal for through-hole head bolts, oil sending units, etc. 50 ml tube.		LOC483630	
Dielectric Tune-Up Grease Creates a moisture-proof barrier to lubricate and protect electrical connections and wiring. 80 ml tube.		LOC495549	
Blue 242 Threadlocker - Stick Medium-strength threadlocker, optimal for bolts and nuts 1/4" to 3/4". In easy-to-use 19g/0.67-oz stick.		LOC504466	
Anaerobic Silicone Gasket Maker 515 - 50 ml Tube Works on rigid, machined surfaces with gaps less than 0.015". Ideal for water pumps, thermostat housings, transmission pans, etc. 50 ml tube.		LOC555352	
Longacre			
DX3 Hybrid Vehicle Scale System DX3 hybrid scale system includes 15" square scale pads with 1500 lbs. capacity per pad. Multiple weight measurement, analysis, and memory functions. Includes 9.7" tablet with case, wiring, and 4 scale pads.		LON52-72617	
Computerscales XLi Wireless Vehicle Scale System XLi wireless scale system includes 15" square scale pads with 1800 lbs. capacity per pad. Multiple weight measurement, analysis, and memory functions. Includes 7" tablet with case and 4 scale pads.		LON52-72726	

CALL NOW! UNBELIEVABLE DEALS!

DON'T MISS OUT ON THESE LIMITED QUANTITIES AVAILABLE AT SPECIAL SALE PRICES



Description	Photo	Part No.	Price
MagnaFlow			
Cat-Back Performance Exhaust System for 2004-10 Ford Full-Size Trucks Stainless steel cat-back exhaust system boosts engine performance. 3" pipes with 4tip that exits in front of rear wheel. For 2004-10 Ford full-size trucks with modular V8.		MAG16518	
Mickey Thompson			
LT265/75R16 Baja MTZ Radial Tire Baja MTZ P3 tires feature 3-ply sidewalls and high-traction tread pattern. White outline letter sidewall. Max load = 3415 lbs. Sold each.		MIC90000024261	
Extreme Country 31.0 x 10.5R-15LT Radial Tire Extreme Country tires with high-traction tread pattern. White outline letter sidewall. Max load = 2270 lbs. Sold each.		MIC90000024310	
Mobil 1			
Mobil 1 Synthetic Racing Oil High-performance full-synthetic racing oil provides exceptional performance under the most extreme conditions. In one-quart bottles.	0W30 Case of (6) 1-Quart Bottles 	MOB102622	
MPI USA			
Racer Series Aluminum Steering Wheels Racer-series 3-spoke steering wheels have a black foam grip with finger bumps over a polished aluminum body. Available in 15", 16", and 17" sizes, they are available flat or with a 2.16" dish and fit all 3-bolt quick-release hubs.	Dished - 15"		MPIMPI-DMR-15
	Dished - 16"		MPIMPI-DMR-16
	Dished - 17"		MPIMPI-DMR-17
	Flat - 16"		MPIMPI-DR-16
	Flat - 17"		MPIMPI-DR-17
Mr. Gasket			
Performance 3" Collector Gasket Performance compressed fiber collector gaskets have a 3" dia. hole and 3-bolt mounting pattern. Sold each.		MRG1204	
Carburetor Base Plate Gasket for 2bbl. Holley Composite carburetor base plate gasket for two-hole 2bbl. Holley applications. Sold each.		MRG49	
Carburetor Base Plate Gasket for 4bbl. Holley Composite carburetor base plate gasket for four-hole square bore 4bbl. Holley applications. Sold each.		MRG55	
Ultra Seal 3" Collector Gaskets, 2-Pack Ultra Seal compressed fiber collector gaskets have a 3" dia. hole and 3-bolt mounting pattern. Sold in packs of two.		MRG5971	
MSD Ignition			
Atomic EFI Throttle Body Kit Atomic EFI kits include throttle body with 80 lb/hr fuel injectors, power module, O2 sensor, harnesses, and handheld programmer. Self-tuning with minimal wiring. Fuel pump and regulator not included.		MSD2910	
Pro-Mag 12 LT Magneto for Short Base Sprint Cars Ignition magneto provides 40,000V of power and has a magnetic pick-up, 26° spark duration, HEI-style terminal, and a short base. Includes red cap, rotor, band clamp, bronze gear, and connectors.		MSD79081	
Nitrous Express			
SX2D Dual-Stage Nitrous System W/Mini Controller for Diesel Engines Wet-type dual-stage nitrous system includes a progressive controller, 15-lb. bottle, solenoids, nozzles, wiring harness, and everything needed for installation. For use with diesel engines.		NXSNXD4000	

CALL NOW! UNBELIEVABLE DEALS!

DON'T MISS OUT ON THESE LIMITED QUANTITIES AVAILABLE AT SPECIAL SALE PRICES

Description	Photo	Part No.	Price
Oliver			
I-Beam Connecting Rods for BBC Forged steel connecting rod for big block Chevy applications with 7/16" cap screws. I-beam construction, bushed rods come in sets of 8.	6.800" Long 	OLVC6800BB8	
OMP			
One-Piece Double-Layer Driving Suit First S 2017 one-piece driving suit with knitted elastic inserts is SFI 3.2A/5 and FIA 8856-2000 approved. Double-layer fire retardant fabric in black with white shoulders. Size Medium/52.		OMPIA01828B07152	
Painless Wiring			
7-Circuit Auxiliary Fuse Block Easily add 7 additional circuits isolated from the main fuse block. Includes fuse block, relay, harness, and hardware.		PWI70107	
Weather-Resistant 7-Circuit Auxiliary Fuse Block Easily add 7 additional circuits isolated from the main fuse block. Includes weather-resistant fuse block, relay, harness, and hardware.		PWI70207	
Permatex			
Fast Orange Hand Cleaner with Pumice, One-Gallon Bottle Waterless hand cleaner with pumice cuts through grease and grime. Fortified with aloe and conditioners to soothe hands. One-gallon pump bottle.		PEX25219	
Pertronix Ignition			
Industrial Distributor for Continental 4-Cylinder Socket-style distributor with magnetic pickup and mechanical advance features iron gears in an aluminum housing with black cap.		PRTD41-05A	
PIAA			
Super Silicone Wiper Blade - 26" Universal Super silicone wiper blade stays flexible and resists cracking. 26" long blade with adapters to fit any application. Sold each.		PIA95065	
QuickCar Racing Products			
Spiral Core Spark Plug Wire Set for SBC Spiral core spark plug wires include 11.5mm O.D. wire with a Kevlar core that is heat-resistant to 1,400°F. Fitted with 90° plug boots, HEI-style terminals, and a 24" coil wire. Available in red or black.		QRP40-100 (Red) QRP40-300 (Black)	
Quick Fuel Technology			
Q-Series Forced Induction 1050CFM Drag Race Carburetor 4bbl. carburetor features a square bore, mechanical secondary, and dual inlet design. No choke. Red anodized finish. Flows 1050 CFM. For forced induction.		QFTQ-1050-B2	
Racequip			
HANS-Ready Full-Face Youth Helmet Full-face fiberglass helmet is HANS-ready. Flat black finish and clear face shield. SFI 24.1-approved with a Snell SA2010 rating, it is available in one-size-fits-all youth size.		RQP2239993	
Open-Face Helmet. Open-face helmet is HANS-ready and carries a Snell SA2015 rating. White fiberglass with black ABS visor. Size small only.		RQP253112	
RAM Clutch			
True Balance 164-Tooth Flywheel for Ford Modular V8 164-tooth, 26-lb. steel flywheel meets SFI 1.1 requirements. For use with internally balanced 8-bolt crank.		RAM1545	

CALL NOW! UNBELIEVABLE DON'T MISS OUT ON THESE DEALS! LIMITED QUANTITIES AVAILABLE AT SPECIAL SALE PRICES









Description	Photo	Part No.	Price
RCI			
Circle Track Wedge 26-Gallon Fuel Cell and Can 26-gallon fuel cell / can is 25" x 25" x 17" tall. -10AN male outlet fitting and -8AN male rollover vent and fuel return fittings. Red steel shell, polyethylene bladders.		RCI262F	
Red Line Oil			
10W40 Synthetic Motor Oil High-performance motor oil features high-zinc content for maximum wear protection. Sold in cases of (12) one-quart bottles.		RED11424 (Case of 12)	
20W50 Full Synthetic Motorcycle Transmission Oil Designed for Big Twin motorcycle engines, Red Line motorcycle oil is fully compatible with wet clutches. Suitable for JASO MA applications. One-quart bottle.		RED42504 (1 qt. bottle)	
Complete Fuel System Cleaner Removes deposits from injectors and valves. Includes patented lubricants and detergents to restore maximum fuel flow for improved power and efficiency.		RED60103 (15-oz. bottle)	
		RED60123 (Case of 12)	
Reese			
Removable Cross Bar Roof Rack Kit—Anchor Point Extended Removable roof rack supports up to 110 lbs. Black aluminum cross bars and supports.		REE59715	
Rigid			
E-Series Pro 30" LED 165-Watt Light Bar Adds 3" lift without sacrificing road manners. Includes brackets, bushings, control arms, installation hardware, and shocks.		RIG130313	
Rough Country Suspensions			
3" Lift—GM Full-Size Truck 1988-98 Adds 3" lift without sacrificing road manners. Includes brackets, bushings, control arms, installation hardware, and shocks.		RCS165.20	
6" Lift—GM Full-Size Truck 1999-2007 Get greater clearance and better handling with 6" lift kit. Kit includes brackets, crossmembers, bushings, shocks, spacers, and installation hardware.		RCS27220	
2-1/2" Lift - Leveling Kit for 2009-13 Ford Full-Size Trucks Provides 2-1/2" of lift to the front end to level out the suspension on 2009-13 Ford full-size trucks. Includes front shocks, spacers, and mounting hardware.		RCS568.20	
3-1/2" Lift Kit for 2007-16 Jeep Wrangler JK Add 3-1/2" of height for improved ground clearance to 2007-18 Jeep Wrangler JK 2-doors. Includes springs, shocks, brackets, bushings, control arms, and hardware.		RCS608S	
4-1/2" Lift Kit for 1984-2001 Jeep Cherokee Get greater clearance and better handling with 4-1/2" lift kit. Includes steering links, springs, shocks, brackets, bushings, and hardware.		RCS623N2	
3" Lift Kit for 1984-2001 Jeep Cherokee Kit adds 3" of height for improved ground clearance to the 1984-2001 Jeep Cherokee. Includes springs, shocks, brackets, bushings, and hardware.		RCS670N2	
Royal Purple			
Max-Tuff Synthetic Assembly Lube - Case of 12 8-oz. Bottles Max-Tuff synthetic assembly lube helps protect parts when building or rebuilding an engine. Case of 12 convenient 8-oz. squeeze bottles.		ROY12335	
Max Atomizer Fuel Injector Cleaner - 6-oz. Can Max Atomizer removes deposits and buildup from injectors and valves in gasoline engines. Sold in 6-oz. cans.		ROY18000	
5W20 Synthetic Motor Oil—5-Gallon Drum Formulated for commercial or daily driven vehicles, helps reduce heat and prolong engine life. API certified.		ROY05520	

CALL NOW! UNBELIEVABLE DEALS!

DON'T MISS OUT ON THESE LIMITED QUANTITIES AVAILABLE AT SPECIAL SALE PRICES

Description	Photo	Part No.	Price
Scat Enterprises			
Forged Crankshaft for Pontiac 400 —4.250" Stroke Forged from 4130 steel, internally balanced crankshaft has a 4.250" stroke. 2-piece seal. Fits Pontiac 400 c.i. V8.		SCA4-400P-4250-6700-2200	
Externally Balanced Forged Crankshaft for Ford 351 Cleveland/Modified Externally balanced forged steel crankshaft has a 3.850" stroke and can be used with 1 or 2-piece seals. Standard weight, for use with Ford 351 Cleveland/Modified engines.		SCA4-351C-3850-6000	
Superlight Internally Forged Crankshaft for SBC Internally balanced forged steel superlight crankshaft has a 3.750" stroke and uses a 2-piece seal. For use in small block Chevy applications.		SCA4-400-3750-6000-3	
Sharp Rockers			
Shaft-Mount Rocker Arm Kit for Mopar B/RB-Series Indy 440-1 Heavy-duty, shaft-mounted rocker arms have a 1.60 ratio and roller tip. Orange anodized aluminum. Fits Mopar B/RB-series Indy 440-1 engines.		SHPS70016ZIK	
Sportsman Racing Products			
Inverted Dome Forged Piston Set for SBC Forged piston set with 4.030" bore, 1/16" first x 1/16" second x 3/16 oil ring grooves, and -16.0cc volume. Fits small block Chevy. Set of 8 with wrist pins and double Spiro locks. Includes oil rail supports.		SRP138103	
T and D Machine			
Shaft-Mount Rocker Arm Kit for Mopar RB Series Shaft-mount rocker arm kit includes full roller rocker arms with a 1.50 ratio. Natural aluminum, for big block Mopar with Edelbrock 440 Victor Single Shaft.		TDM8241-150/150	
TCI			
Street Fighter Torque Converter for 700R4 Transmission Locking torque converter is 10" in diameter, 27 spline input, with a 3000-3400 RPM stall. Fits 200C/200R4/ 700R4 transmissions. Sold each.		TCI243015	
Thermo-Tec			
Exhaust Wrap - Black, 2" Wide Black fiberglass wrap reduces under-hood temperatures and helps improve engine performance. 2" x 100' roll.		THE11023	
Warn			
Manual Locking Hub Kit for 1990-97 Ford Ranger/Explorer Standard manual locking hub kit for 27 spline axle shafts fits 1990-97 Ford Ranger and Explorer.		WAR29071	
WeatherTech			
Universal Black Cargo Area Liner Textured black plastic cargo area liner can be cut to fit virtually any vehicle. Deep grooves trap dirt and water.		WEA11AVMCB	
4-Piece Side-Window Deflector Kit for 2009-13 Ford F150 SuperCrew Tinted side window deflector kit includes 3mm thick acrylic DOT-approved visors for front and rear doors. Fits 2009-13 Ford F150 SuperCrew trucks.		WEA84697	
Wehrs Machine			
Mud Cover Installation Kit Easily mount mud covers to beadlock wheels that use 1-3/8" dzus springs. Installation kit includes adapter bracket with mounting hardware and 1/4-20 bolt.		WEHWM377S	
Weld Racing			
Magnum Midget/Mini-Sprint 13x8" Beadlock Wheels Aluminum Magnum Midget/Mini-Sprint beadlock wheel is 13x8" with a 3" backspace. Fits a 31-spline shaft. Aluminum with black anodized finish.		WEL734B-30833	

CALL NOW! UNBELIEVABLE DEALS!
DON'T MISS OUT ON THESE
 LIMITED QUANTITIES AVAILABLE AT SPECIAL SALE PRICES

Description	Photo	Part No.	Price
Weld Racing			
Magnum 15x18" Beadlock Wheels with Cover Magnum 15" x 18" beadlock wheels have a 6" backspace and fit 42-spline axles. Black anodized aluminum construction. Cover included.		WEL735B-518B56-6	
Full-Throttle Front Drag Wheel - 17x2.25" One-piece front drag wheels with Anglia spindle mount with 1.125" backspace. Polished aluminum Full-Throttle wheels measure 17"x2.25".		WEL82P-17000	
V-Series Front Drag Wheel - 17x2.25" One-piece front drag wheels with Anglia spindle mount. Polished aluminum V-series rims measure 17"x2.25".		WEL84P-17000	
Direct Mount 15x8" Wheels with Cover Polished aluminum direct-mount wheel is 15" x 8" with a 5" backspace and 5 x 9.75" bolt pattern. Cover included.		WEL860-50805-6	
Magnum Pro 15x3.5" Front Drag Wheel 15X3.5 1PC Wheel 5X4.75 1.75BS BLK One-piece front drag wheel with a 1.75" backspace and 5x4.75" bolt pattern. Black anodized aluminum.		WEL86B-15274	
Magnum PRO Aluminum 17x2.25" Front Drag Rims Magnum PRO 17" x 2.25" one-piece front drag wheel has a 1.13" backspace. Anglia spindle mount. Polished aluminum.		WEL86P-17000	
Wiseco			
Strutted Flat-Top Piston Kit 4.040" Bore for SBC Strutted high-strength flat-top piston and ring kit for 4.040" bore, 1.2 x 1.2 x 3mm ring grooves, -5.7cc. Forged. Fits small block Chevy. Set of 8.		WISK0003X4	
Wings Unlimited			
Black Aluminum Sprint Car Top Wing Sprint Car top wing with flat super side board weighs just 37.5 lbs. Made with black powder coated. 0.016" aluminum.		WULWU00014BLK	

NEW PRODUCTS



Digital Tire Pressure Gauge

The 2-1/4" diameter digital tire pressure gauge offers an easy-to-read black face, a 0-100 PSI range, and all the necessary hoses and fittings. Sold as complete kit.

Part No.	Description	Price
TIP5480	Schrader Valve Style Inflation	
TIP5481	Ball Chuck Style Inflation	
Replacement Parts		
TIP5482	Gauge Only	
TIP5485	Tire Relief Schrader Valve	
TIP5486	Fill Valve Chuck Hose, Schrader Valve Female To Tire Chuck	
TIP5487	Bleeder Fill Hose, Schrader Valve Female To Schrader Valve Male	
TIP5488	Schrader Valve Fill Hose, Schrader Valve Female To Ball Chuck	

Wheel Bead Breaker

These black powder coat steel bead breakers are available for a variety of wheel diameters.



Part No.	Description	Price
TIP8502	10" Diameter, Narrow Jaw	
TIP8503	13" Diameter, Narrow Jaw	
TIP8504	15" Diameter, Narrow Head	

Power Steering Pump Bracket

TIP3062

Fully adjustable Sprint Car power steering bracket. Black anodized aluminum, can be used for both standard and raised cam.



Titanium Front Hub Flange Nuts

TIP1228

Titanium front hub nuts are lightweight and strong. They have a smooth backing flange so they don't damage your wheels. This is a great way to reduce rotating weight. Titanium 3/8"-16 nuts. Set of 5.



Multi-Purpose Parts Cleaner & Degreaser

Formulated with advanced Polyetheramine (PEA) detergents to help clean and degrease automotive parts.

Part	Description	Part
LUC11115	16-Oz. Aerosol Can	
LUC11115-12	Case (12 x 16-Oz. Aerosol Can)	



Super Quadro Steering Wheel

OMPOD1990NN

The Super Quadro features black anodized aluminum three-spoke construction, black suede grip, a yellow centering stripe, and flat bottom design. 320mm diameter.



WRC Steering Wheel

OMPOD1980NR

The WRC features include black anodized aluminum three-spoke construction, a black leather grip with red stitching, and red centering stripe. 350mm diameter.



Aluminum Tow Hook

OMPEB572

Bolt-on aluminum tow hook. Yellow. 6mm thick.



Thruyton Vintage Goggles

OMPSC066

Designed for the classic car enthusiast looking for that vintage motorsports look. Made in Italy.



Torsion Bar Retaining Caps

MPD30002

Black anodized aluminum caps thread onto the end of the torsion bar to keep the torsion bar securely in place. Fits 1-1/8" diameter torsion bars. Pair.



Tapered Splined Axle Spacer

MPD87007

7/8" wide. Black anodized aluminum. Used on outside of wheels for perfect spacing. Sold each.



3/4" Radius Rod Wrench

MPD46001

Specially designed to prevent scratching and galling aluminum jam nuts. Machined aluminum.



Bumper and Nerf Spud Repair Tool

MPD47500

Durable steel tool works great for repairing damaged spuds at the track or in the garage.



NEW PRODUCTS



new vendor

STAINLESS WORKS

Off-Road Headers

The perfect bolt-on for increased horsepower and torque. Mandrel-bent 304 stainless steel off-road headers combine port-matched flanges, extended length primary tubes, and high-flow merge collectors. Sold complete with converter delete X- or lead pipe and necessary hardware.



Part No.	Description	Price
SWOC7188OR	2014-18 Chevy Corvette, 1-7/8" Primary Tubes	
SWOCA16HORST*	2016-18 Chevy Camaro SS, 1-7/8" Primary Tubes	
SWOCTSV9HOR	2009-15 Cadillac CTS-V, 2" Primary Tubes	
SWOHM642HDROR	2008-18 Dodge Challenger; 2006-18 Charger; 2005-08 Magnum; 2005-18 Chrysler 300C, 5.7/6.1/6.2/6.4L, 2" Primary Tubes	
SWOJEEP1862HOR	2018-Up Jeep TrackHawk, 1-7/8" Primary Tubes	
SWOSCA11HORST	2010-15 Chevy Camaro SS 6.2L, 1-7/8" Primary Tubes	
SWOSHM64HDROR	2008-18 Dodge Challenger; 2006-18 Charger; 2005-08 Magnum; 2005-18 Chrysler 300C, 5.7/6.1/6.2/6.4L, 1-7/8" Primary Tubes	
SWOSM15HOR	2015-18 Ford Mustang GT 5.0L, 1-7/8" Primary Tubes	

* Tailpipes include a valve delete plate that allows you to mount the electric motor and alleviate any AFM engine codes on the dash.

Off-Road Mid-Pipes

Mid-pipe joins the OEM manifolds to the front of the X-pipe, and eliminates the cats for significantly improved exhaust flow. Made from mandrel-bent 304 stainless steel. Includes O2 bungs for sensor re-installation.



Part No.	Description	Price
SWOHM64OR	2015-18 Dodge Hellcat 6.2L; Challenger/Charger SRT 6.4L	
SWOJEEP62OR	2018-Up Jeep TrackHawk	

Through-Body Exhaust Tips

Required when running exhaust through body panels. Stainless steel exhaust tips are sold complete with trim plate, which affix directly to car body. Sold each.



Part No.	Description	Price
SWOST2811	Teardrop Style, 3" O.D. Outlet x 9.5" Long, 5.875" x 4.5" Trim Plate	
SWOST2814	Oval Style, 2-1/2" O.D. Outlet, 8" x 5" Trim Plate	
SWOST2815	Angled/Oval Style, 3" O.D. Outlet, 11.375" x 5.375" Trim Plate	

Weld-On Tabs For Collectors

SWOCOLLECTABS

Used to retain slip-on collectors, weld-on "A" and "B" tabs are made from laser cut 304 stainless steel. Sold per pair for (1) collector.



Headers With High-Flow Cats

Improve the performance of late model trucks or muscle cars with high flowing mandrel-bent exhaust headers. Long-lasting stainless steel headers combine extended length primary tubes with slip-fit merge collectors and high-flow catalytic converters. Sold complete with required hardware.



Part No.	Description	Price
SWOFT211HCAT	2011-18 Ford F250/F350 6.2L, 1-7/8" Primary Tubes	
SWOHM64HDCAT	2008-18 Dodge Challenger; 2006-18 Charger; 2005-08 Magnum; 2005-18 Chrysler 300C, 5.7/6.1/6.2/6.4L, 1-7/8" Primary Tubes	
SWOM15HCAT	2015-18 Ford Mustang 5.0L, 1-7/8" Primary Tubes	
SWOSCA11HCATST	2010-15 Chevy Camaro SS 6.2L, 1-7/8" Primary Tubes	

1968-72 Big Block Chevelle Headers

SWOCVBB2

Suited to street or strip, durable 304 stainless steel headers include 2" dia. extended length primary tubes for added torque. Collectors are 3" dia. and feature a slip-fit design. Headers also fit 1968-72 El Camino and 1970-72 Monte Carlo. Mini-starter recommended for clearance.



Downswept BB Chevy Dragster Headers

SWODNBBC225S238

Designed for popular big block Chevy-powered dragsters with conventional cylinder heads, 304 stainless steel headers utilize 2-1/4" primary tubes that transition to 2-3/8" for increased exhaust velocity. Headers are sold complete with 4-1/2" dia. slip-on style merge collectors.



Turbo Headers

Turbo headers are TIG-welded from 304 stainless steel tubing and include 3/8" thick flanges, 1-7/8" dia. primary tubes and 3" dia. slip-fit collectors.



Part No.	Description	Price
SWOLSXT	GM LS1 To LSX, Up And Fwd./Down And Fwd.	
SWOSBFDFT-TFHP	SB Ford, Downswept, Trick Flow High Port Cyl. Head	
SWOSBCT	SB Chevy, Up And Fwd.	

Flex Joints

Used to isolate vibration or thermal expansion in the exhaust system, flex joints feature formed ends, an interlocked internal diameter, and all 304 stainless steel construction.




Part No.	Description	Price
SWOAF2508BSS	2-1/2" Dia. x 8" Long	
SWOAF3006BSS	3" Dia. x 6" Long	

Exhaust Grommet

SWOEXGRO

Used to isolate exhaust vibration from mounting bolts when system is attached to hangers or frame, "Blue Snapper" high-temperature silicone grommet has exceptional resistance to heat. Grommet is 1-1/8" O.D. x 7/8" thick and is designed to fit around a strap with a 5/8" through-hole using a 3/8" through-bolt.



NEW PRODUCTS



new vendor

STAINLESS WORKS

Merge Collectors

Constructed from long-lasting 304 stainless steel, merge collectors are TIG-welded and feature a reverse cone for increased exhaust flow. Sold per pair.

Part No.	Description	Price
SWOMCLC4225-400	2-1/4" Primaries, 4" Outlet	
SWOMCLC4238-450	2-3/8" Primaries, 4-1/2" Outlet	
SWOMCLC4250-500	2-1/2" Primaries, 5" Outlet	



Axle-Back Exhaust Kits

Kits feature high-performance, chambered S-tube mufflers with 4" dia. quad slash tips. Attaches directly to the OEM tailpipes. Includes replacement NPP valves in tips.

Part No.	Description	Price
SWOCA16RVMKSFC	2016-18 Camaro SS, Connects To OEM 2-3/4" Tailpipe	
SWOCA16RVMKSPC	2016-18 Camaro SS, Connects To Stainless Works Header System	



Cat-Back Exhaust Kits

Durable 304 stainless steel mandrel-bent cat-back systems with X-pipe deliver an attention-grabbing muscle car sound. Each system includes dual chambered mufflers, mirror polished stainless steel double-wall tips, and all hardware necessary for installation.


Part No.	Description	Price
SWOCA11CB	2010-15 Camaro SS 6.2L, 4" Dual Slash Cut Tips	
SWOCA16RVCB	2016-18 Camaro SS 6.2L, 4" Quad Slash Cut Tips	
SWOCTSV16CB	2016-18 Cadillac CTS-V, 4" Quad Slash Cut Tips	
SWOFT217CB	2017-18 Ford F250 6.2L, 4" Dual Slash Cut Tips	
SWOFTR17CBUB	2017-19 Ford Raptor 3.5L, 5" Dual Polished Tips, Under Bumper Exit	
SWOJEEP1862CB-S	2018 Jeep TrackHawk, 4" Quad Slash Cut Tips	
SWOFT18CBFT	2015-19 Ford F150 Lightning, Style Exit, 4" Dual Slash Cut Tips	



Cat-Back Exhaust And Catted Downpipe For 2017-19 Ford Raptor 3.5L

Increase the already impressive performance of the 2017-19 Ford Raptor 3.5L. Made from 304 stainless steel, cat-back system is mandrel bent and features 5" dual polished tips and under-bumper exit. Catted downpipe replaces the factory turbo adapter and includes high-flow cats for increased performance.

Part No.	Description	Price
SWOFTR17CBUB	Cat-Back Exhaust, 5" Dual Polished Tips, Under Bumper Exit	
SWOFTR17DPCAT	Catted Downpipe	



Chambered Turbo Mufflers

Great for the daily driver, yet aggressive enough for the weekend racer. Constructed from TIG-welded 304 stainless steel with stainless wool packing, chambered turbo mufflers emit a deep, civilized muscle car rumble at idle and cruising speeds, yet come to life once the throttle is opened. Mufflers will never "blow-out" or change their tone.



Part No.	Description	Price
SWOTM5C250250PS	5" x 9" x 14" Shell, 2-1/2" Offset Inlet/2-1/2" Offset Outlet	
SWOTM5C3C30	5" x 9" x 14" Shell, 3" Center Inlet/3" Offset Outlet	
SWOTM5S25C250*	5" x 9" x 14" Shell, 2-1/2" Center Inlet/2-1/2" Offset Outlet	
SWOTM5S3C30*	5" x 9" x 14" Shell, 3" Center Inlet/3" Offset Outlet	

* **Straight through S-tube design.**

Trick Exhaust Hangers

Durable and effective, exhaust hangers are laser cut from 1/8" thick 304 stainless steel and include high-temp silicone grommet for easy installation. Clamp-on versions includes stainless band clamp. Sold each.

Part No.	Description	Price
SWOTH2.5W	2-1/2" Exhaust Hanger, Weld-On	
SWOTH3W	3" Exhaust Hanger, Weld-On	
SWOTH902.5BC	2-1/2" Exhaust Hanger, Clamp-On	
SWOTH903BC	3" Exhaust Hanger, Clamp-On	
SWOUH2.5W	2-1/2" Universal Exhaust Hanger, Weld-On	
SWOUH3.5W	3-1/2" Universal Exhaust Hanger, Weld-On	
SWOUH3W	3" Universal Exhaust Hanger, Weld-On	



O2 Bung And Plug

Made from durable 303 stainless steel, bung and plug are required when installing O2 sensors. Sold each.

Part No.	Description	Price
SWO02P	Plug For O2 Bung, 18mm x 1.50 Male Thread, 3/4" Hex	
SWO02SS	Bung For O2 Sensor/Plug, 18mm x 1.50 Male Thread	



304 Stainless Steel Bends

Ideally suited to building headers or other exhaust components, premium 304 stainless steel tubing features wrinkle-free bends for unsurpassed flow. Mil spec., certified and manufactured in the USA.

Part No.	Description	Price
45° Bend		
SWOMB45150	1-1/2" Dia. x .065" Wall With 6" Legs	
SWOMB45175	1-3/4" Dia. x .065" Wall With 6" Legs	
SWOMB45200	2" Dia. x .065" Wall With 6" Legs	
SWOMB45225-H	2-1/4" Dia. x .065" Wall With 6" Legs	
SWOMB45250-H	2-1/2" Dia. x .065" Wall With 6" Legs	
SWOMB45300	3" Dia. x .049" Wall With 6" Legs	
SWOMB45300-H	3" Dia. x .065" Wall With 6" Legs	
90° Bend		
SWOMB90200	2" Dia. x .065" Wall With 6" Legs	
SWOMB90250-H	2-1/2" Dia. x .065" Wall With 6" Legs	
SWOMB90300	3" Dia. x .049" Wall With 6" Legs	
SWOMB90300-H	3" Dia. x .065" Wall With 6" Legs	
180° Bend		
SWOMB180225	2-1/4" Dia. x .049" Wall With 6" Legs	
SWOMB180250-H	2-1/2" Dia. x .065" Wall With 6" Legs	



NEW PRODUCTS



new vendor

STAINLESS WORKS



High-Torque Accuseal Clamps

Durable Accuseal clamps work great for I.D. or O.D. slip joints and are easy to remove or install for service work. Made from 300 series stainless strap material with zinc-plated 3/8" T-bolts and a reaction block.

Part No.	Description	Price
SWOEB250	2-1/2" I.D. Wide Accuseal Clamp	
SWOEB300	3" I.D. Wide Accuseal Clamp	
SWONBC175	1-3/4" I.D. Accuseal Clamp	
SWONBC250	2-1/2" I.D. Accuseal Clamp	
SWONBC300	3" I.D. Accuseal Clamp	

304 Stainless Steel Tubing



Ideally suited to building headers or other exhaust components, premium 304 stainless steel tubing welds beautifully with 308 filler and may be polished to a mirror-like finish. Mil spec., certified and manufactured in the USA

Part No.	Description	Price
SW01.5SS-1	1-1/2" Dia. x .065" Wall x 1' Long	
SW01.6SS-2	1-5/8" Dia. x .065" Wall x 2' Long	
SW02.5HSS-1	2-1/2" Dia. x .065" Wall x 1' Long	
SW02.5SS-4	2-1/2" Dia. x .049" Wall x 4' Long	
SW02SS-2	2" Dia. x .065" Wall x 2' Long	
SW03HSS-1	3" Dia. x .065" Wall x 1' Long	
SW03HSS-2	3" Dia. x .065" Wall x 2' Long	
SW03HSS-3	3" Dia. x .065" Wall x 3' Long	
SW03SS-3	3" Dia. x .049" Wall x 3' Long	



55 Rally Series Silver Steel Wheels

Silver painted 15" steel wheels are offered in a variety of different sizes and back spacing. Center cap sold separately.



Part No.	Size	Bolt Circle	Back Spacing	Price
VIS55-5404	15" x 4"	5 x 4-1/2"/4-3/4"	2-1/2"	
VIS55-5461	15" x 4"	5 x 4-3/4"	2-1/2"	
VIS55-5504	15" x 5"	5 x 4-1/2"/4-3/4"	3-1/4"	
VIS55-5604	15" x 6"	5 x 4-1/2"/4-3/4"	4"	
VIS55-5661	15" x 6"	5 x 4-3/4"	4"	
VIS55-5704	15" x 7"	5 x 4-1/2"/4-3/4"	4-1/4"	
VIS55-5761	15" x 7"	5 x 4-3/4"	4-1/4"	
VIS55-5773	15" x 7"	5 x 5"	4-1/4"	
VIS55-5783	15" x 7"	6 x 5-1/2"	4-1/4"	
VIS55-5804	15" x 8"	5 x 4-1/2"/4-3/4"	4-1/4"	
VIS55-5861	15" x 8"	5 x 4-3/4"	4-1/4"	
VIS55-5873	15" x 8"	5 x 5"	4-1/4"	
VIS55-5883	15" x 8"	6 x 5-1/2"	4"	

55 Rally Series Aluminum Wheels

Gunmetal-finished aluminum wheels feature the classic, Rally design in modern 17" x 8" sizing. Center cap sold separately.



Part No.	Size	Bolt Circle	Back Spacing	Price
VIS55-7883GMML0	17" x 8"	6 x 5-1/2"	4-1/2"	
VIS55-7806GMML0	17" x 8"	5 x 4-3/4"/5"	4-1/2"	

57 Rally Series Chrome Plated Steel Wheels

Classic appearing, 57 Rally series steel wheels feature a bright chrome-plated finish. Center cap sold separately.



Part No.	Size	Bolt Circle	Back Spacing	Price
VIS57-5704	15" x 7"	5 x 4-1/2"/4-3/4"	4-1/4"	
VIS57-5761	15" x 7"	5 x 4-3/4"	4-1/4"	
VIS57-5804	15" x 8"	5 x 4-1/2"/4-3/4"	4-1/4"	
VIS57-5861	15" x 8"	5 x 4-3/4"	4-1/4"	
VIS57-5873	15" x 8"	5 x 5"	4-1/4"	

Rally Series "Power Disc Brakes" Snap-On Center Cap

VISJC5001-V

Chrome-plated steel 8-1/4" dia. center cap with "Power Disc Brakes" branding.



Rally Series Snap-On Center Caps

Plastic Rally Series center caps have a 9.5" dia. and attach to most popular 15" wheels.

Part No.	Description	Price
VISJC5023-V	Rally Series Center Cap	
VISJC5023V-S	Rally Series Center Cap, Short	



Police Style Snap-On Center Cap

VIS2531-V

Chrome-plated stainless steel center cap has an 8-1/8" dia.



Rally Series Spinner Snap-On Center Cap

VISJC5007-V

Spinner-style chrome-plated steel center cap has a 8.2" dia.



NEW PRODUCTS



Winch Covers

Black vinyl construction.



Part	Description	Price
WAR102639	Zeon, Zeon Platinum	
WAR102641	Classics Series, 9.5XP/M8/VR8000/VR10000/VR12000/XD9	
WAR102642	VR Series, VR8/VR10/VR12	
WAR102643	M8274	

Storage Pouch

Black nylon construction. Zipper Closure.




Part	Description	Price
WAR102644	Full-Size Passenger Grab Handle Bag	
WAR102646	Slim Passenger Grab Handle Bag	
WAR102648	MOLLE Storage Bag	
WAR102649	Roll Bar Triangle Bag	
WAR102651	Medium Roll Bar Cylinder Bag	
WAR102652	Large Roll Bar Cylinder Bag	



Exhaust Systems

Made in the USA from T-304 stainless steel using ultra-smooth mandrel bends with precision CNC manufacturing and backed by a 1,000,000 mile warranty. **Cat-Back™ Touring System:** Borla Touring sound is a mild growl. The single-core high-flow design of Borla's Touring mufflers adds power and driving excitement with a sound that is deep and throaty but just slightly louder than stock at open throttle. Perfect for the sleeper crowd. **Cat-Back™ S-Type System:** Borla S-Type sound is aggressive plus. The S-Type's optimized combination of packing filament, straight through the core dimensions, perforation pattern, and cylindrical shape delivers the Borla Sound of Power with every squeeze of the throttle.



2019-Up Chevy Silverado 1500, Ext. Cab Std. Bed (78.8") Crew Cab Short Bed (69.3"), Factory Split Rear Exit Vehicles Only, 3"/2.75" Dia., No Tips

Part	Description	Price
BOR140767	Touring	
BOR140769	S-Type	

2019-Up Chevy Silverado 1500, Ext. Cab Std. Bed (78.8")/Crew Cab Short Bed (69.3"), Factory Split Rear Exit Vehicles Only, 3"/2.75" Dia., Polished Dual Square Rolled Angle Cut Tips 3.5" x 3.28"

Part	Description	Price
BOR140780	Touring	
BOR140781	S-Type	

Roll Bar Rubber Grip Grab Handle

WAR102653

Provides a secure place to reach when getting in and out of a rig. The rubber grips attach to the roll bar with heavy-duty nylon straps. Fits JL front, JL rear, JK front, and other roll-bar equipped vehicles. Sold as a pair.



Rubber Grab Handles

WAR102654

Provides a secure place to hold when getting in and out of a rig. Bolt-on. Fits JK Unlimited rear and A-pillar. Sold as a pair.



Standard-Duty Roll Bar Fire Extinguisher Holder

WAR102656

Securely holds 1-lb., 2-1/2-lb., and 5-lb. extinguishers with three hook-and-loop straps.



Premium Roll Bar Fire Extinguisher Holder

WAR102657

Equipped with stretch material to securely hold and protect a 2-1/2-lb. extinguisher.



5-1/2" Diameter Water Pump Pulley

KSEKSD1029

KSE drive kit 5-1/2" diameter dual V-belt black steel water pump pulley.



GUARANTEED...FOR LIFE.

X-Act Contour® Floor Liners

Premium protection and style. Perfectly matches the contours of your vehicle with indestructible strength and a soft, comfortable cushion. Black textured plastic.



Part	Description	Price
HSK54101	2019-Up Chevy Silverado 1500, Front	
HSK54201	2019-Up Chevy Silverado 1500, 2nd Row	

FormFit Mud Guards

Built to the maximum width for full tread coverage of single or dual factory tires. Black thermoplastic. Hardware included. Sold in pairs.



Part	Description	Price
HSK58261	2019-Up Chevy Silverado 1500, Front	
HSK59261	2019-Up Chevy Silverado 1500, Rear	

NEW PRODUCTS



ZR-50 Racing Suit

Your Choice -

Lightweight, comfortable, and stylish, the three-layer ZR-50 suit combines soft Aramid construction with ultra-stretch panels at the ribcage, lower back, crotch, and shoulders that provides a natural fit with unparalleled flex and comfort. An adjustable belt, angled stitching, and boot-cut design help provide a professional appearance. Meets SFI 3.2A/5 specifications. Choose from red, black, or blue.

Size	Part No.
Red	
Small	ZAMR040002S
Medium	ZAMR040002M
Large	ZAMR040002L
X-Large	ZAMR040002XL
XX-Large	ZAMR0400022XL
Black	
Small	ZAMR040003S
Medium	ZAMR040003M
Large	ZAMR040003L
X-Large	ZAMR040003XL
XX-Large	ZAMR0400032XL
XXX-Large	ZAMR0400033XL
XXXX-Large	ZAMR0400034XL
Blue	
Small	ZAMR040004S
Medium	ZAMR040004M
Large	ZAMR040004L
X-Large	ZAMR040004XL
XX-Large	ZAMR0400042XL



ZR-30 Racing Shoes

Your Choice -

High-quality, lightweight, and durable suede construction shoe uses a thin rubber sole for superior pedal feel. Breathable, flexible construction shoes include a plush, fire-retardant NMX interior. Meets SFI 3.3/5 standards. Offered in red, black, or blue.

Size	Part No.
Red	
8	ZAMRS00100208
9	ZAMRS00100209
10	ZAMRS00100210
11	ZAMRS00100211
12	ZAMRS00100212
Blue	
8	ZAMRS00100408
9	ZAMRS00100409
10	ZAMRS00100410
11	ZAMRS00100411
12	ZAMRS00100412
Black	
6	ZAMRS00100306
7	ZAMRS00100307
8	ZAMRS00100308
9	ZAMRS00100309
10	ZAMRS00100310
11	ZAMRS00100311
12	ZAMRS00100312
13	ZAMRS00100313
14	ZAMRS00100314



ZR-50 Racing Shoes

Your Choice -

The eye-catching, super lightweight ZR-50 includes a high-performance leather outer shell with embroidered Zamp logos and graphics. Thin rubber sole provides unsurpassed pedal feel while remaining comfortable and durable. Meets SFI 3.3/5 specifications. Offered in black, red, blue, neon orange, neon green, or grey.

Size	Part No.	Size	Part No.
Black		Blue	
1	ZAMRS003C0101	8	ZAMRS003C0408
2	ZAMRS003C0102	9	ZAMRS003C0409
3	ZAMRS003C0103	10	ZAMRS003C0410
4	ZAMRS003C0104	11	ZAMRS003C0411
5	ZAMRS003C0105	12	ZAMRS003C0412
6	ZAMRS003C0106	13	ZAMRS003C0413
7	ZAMRS003C0107	Neon Orange	
8	ZAMRS003C0108	8	ZAMRS003C0808
9	ZAMRS003C0109	9	ZAMRS003C0809
10	ZAMRS003C0110	10	ZAMRS003C0810
11	ZAMRS003C0111	11	ZAMRS003C0811
12	ZAMRS003C0112	12	ZAMRS003C0812
13	ZAMRS003C0113	13	ZAMRS003C0813
14	ZAMRS003C0114	Neon Green	
15	ZAMRS003C0115	8	ZAMRS003C0908
16	ZAMRS003C0116	9	ZAMRS003C0909
17	ZAMRS003C0117	10	ZAMRS003C0910
18	ZAMRS003C0118	11	ZAMRS003C0911
Red		12	ZAMRS003C0912
8	ZAMRS003C0208	13	ZAMRS003C0913
9	ZAMRS003C0209	Grey	
10	ZAMRS003C0210	8	ZAMRS003C1508
11	ZAMRS003C0211	9	ZAMRS003C1509
12	ZAMRS003C0212	10	ZAMRS003C1510
13	ZAMRS003C0213	11	ZAMRS003C1511
		12	ZAMRS003C1512
		13	ZAMRS003C1513



ZR-50 Racing Gloves

Your Choice -

The perfect choice for racers, lightweight ZR-50 racing gloves include comfortable, reverse seam construction, thin leather palms and elastic closures. Pre-curved fingers and silicone pads in palms and fingers are used to provide unsurpassed feel and grip. Meets SFI 3.3/5 standards. Offered in red, black, blue, or grey.



Size	Part No.
Red	
Small	ZAMRG10002S
Medium	ZAMRG10002M
Large	ZAMRG10002L
X-Large	ZAMRG10002XL
XX-Large	ZAMRG100022XL
Black	
X-Small	ZAMRG10003XS
Small	ZAMRG10003S
Medium	ZAMRG10003M
Large	ZAMRG10003L
X-Large	ZAMRG10003XL
XX-Large	ZAMRG100032XL
XXX-Large	ZAMRG100033XL

Size	Part No.
Blue	
Small	ZAMRG10004S
Medium	ZAMRG10004M
Large	ZAMRG10004L
X-Large	ZAMRG10004XL
XX-Large	ZAMRG100042XL
Grey	
X-Small	ZAMRG10015XS
Small	ZAMRG10015S
Medium	ZAMRG10015M
Large	ZAMRG10015L
X-Large	ZAMRG10015XL
XX-Large	ZAMRG100152XL
XXX-Large	ZAMRG100153XL

NEW PRODUCTS



Z-20 Helmet Shields



Part No.	Description	Price
ZAMHASZ20BP	Blue Prizm Chrome	
ZAMHASZ20GP	Gold Prizm Chrome	
ZAMHASZ20RP	Red Prizm Chrome	

RZ-45D

Your Choice -

Affordable and packed with the features dirt track racers love, the RZ-45D uses a carbon mix shell, resulting in an exceptionally lightweight helmet. Helmet includes an ultra-plush, fire-retardant comfort interior, breath deflector, chin curtain, and top air system that allows using natural air, forced air, or air plugs. Includes M6 inserts for use with head and neck restraints. Meets SA-2015 specifications. Sold complete with Z-20 3mm clear shield and tear-off posts.




Size	Part No.
Small	ZAMH758CA3S
Medium	ZAMH758CA3M
Large	ZAMH758CA3L
X-Large	ZAMH758CA3XL
XX-Large	ZAMH758CA3XXL



EFI In-Tank Pump-Ready Aluminum Fuel Cells

Engineered for use with most popular retro-fit in-tank fuel pump modules, lightweight 5052 aluminum fuel cells are TIG-welded, natural finished, and fit with 12-bolt, aircraft-style flush-mount cap assemblies. Cells include -8AN fuel return and -8AN roll-over/vent. Choose from cells for use with Aeromotive, Holley, or universal in-tank pump modules. Purchase mounting straps separately.



Part No.	Description	Price
Cells For Holley Fuel Pump Modules *		
RCI2060H	6-Gallon Fuel Cell, 12" L. x 12" W. x 10" H., No Sending Unit	
RCI2120HS	12-Gallon Fuel Cell, 17" L. x 17" W. x 10" H., 0-90 Ohm Sending Unit	
RCI2150HS	15-Gallon Fuel Cell, 18" L. x 20" W. x 10" H., 0-90 Ohm Sending Unit	
RCI2160HS	15-Gallon Fuel Cell, 30" L. x 12" W. x 10" H., 0-90 Ohm Sending Unit	
RCI2200HS	20-Gallon Fuel Cell, 24" L. x 20" W. x 10" H., 0-90 Ohm Sending Unit	
Cells For Aeromotive Fuel Pump Modules †		
RCI2060Z	6-Gallon Fuel Cell, 12" L. x 12" W. x 10" H., No Sending Unit	
RCI2120ZS	12-Gallon Fuel Cell, 17" L. x 17" W. x 10" H., 0-90 Ohm Sending Unit	
RCI2150ZS	15-Gallon Fuel Cell, 18" L. x 20" W. x 10" H., 0-90 Ohm Sending Unit	
RCI2160ZS	15-Gallon Fuel Cell, 30" L. x 12" W. x 10" H., 0-90 Ohm Sending Unit	
RCI2200ZS	20-Gallon Fuel Cell, 24" L. x 20" W. x 10" H., 0-90 Ohm Sending Unit	

Part No.	Description	Price
Cells For Universal Fuel Pump Modules		
RCI2060U	6-Gallon Fuel Cell, 13" L. x 11" W. x 10" H., No Sending Unit	
RCI2120US	12-Gallon Fuel Cell, 17" L. x 17" W. x 10" H., 0-90 Ohm Sending Unit	
RCI2150US	15-Gallon Fuel Cell, 18" L. x 20" W. x 10" H., 0-90 Ohm Sending Unit	
RCI2160US	15-Gallon Fuel Cell, 30" L. x 12" W. x 10" H., 0-90 Ohm Sending Unit	
RCI2200US	20-Gallon Fuel Cell, 24" L. x 20" W. x 10" H., 0-90 Ohm Sending Unit	

* Accepts Holley 12-130, 12-131, 12-132, 12-133, 12-136, 12-137, 12-158, 12-159, 19-350, 19-360, or 19-365 pump modules.

† Accepts Aeromotive 18003, 18005, 18011, 18201, 18309, 18310, 18329, 18668, 18669, 18688, or 18689 pump modules.

Universal Fuel Cell In-Tank Pump Hanger Kits

Designed to install into an existing 12- or 16-bolt fuel cell, in-tank pump hanger kits accept most in-tank fuel pumps and are height adjustable from 7"-18" to fit a wide variety of fuel cells. Each pump hanger features a two-wire pass-through safety connector, and includes -8AN fuel pickup to pump, -8AN return, -8AN roll-over/vent, aluminum cap, gasket, and necessary hardware.



Part No.	Description	Price
RCI7080A	Universal 12-Bolt Hanger Assembly	
RCI7082A	Universal 16-Bolt Hanger Assembly	

Mounting Straps

Includes necessary straps and hardware to secure RCI aluminum fuel cells.



Part No.	Description	Price
RCI7517A	Fits 2060H & 2060Z 6-Gallon Fuel Cells	
RCI7518A	Fits 2060U 6-Gallon Fuel Cell	
RCI7519A	Fits 2120HS, 2120ZS & 2120US 12-Gallon Fuel Cells	
RCI7520A	Fits 2160HS, 2160ZS & 2160US 15-Gallon Fuel Cells	
RCI7506A	Fits 2150HS, 2150ZS & 2150US 15-Gallon Fuel Cells	
RCI7509A	Fits 2200HS, 2200ZS & 2200US 20-Gallon Fuel Cells	

NEW PRODUCTS



Competition US

Your Choice -

Combining a soft, lightweight outer fabric with breathable inserts and large stretch panels, the Competition US is designed to deliver exceptional fire protection, breathability, and comfort. Tone-on-tone stitching, Sparco signature epaulettes and boot-cut pant legs help provide a professional appearance. Meets stringent SFI 3.2A/5 specifications. Meets SFI 3.2A/5 specifications. Choose from white/black, navy/white, black/red, or red/white.

Size	Part No.
White/Black	
Medium	SC0001128SFB52BINR
Med./Lg.	SC0001128SFB54BINR
Large	SC0001128SFB56BINR
Lg./X-Lg.	SC0001128SFB58BINR
X-Large	SC0001128SFB60BINR
X-Lg./XX-Lg.	SC0001128SFB62BINR
XX-Lg./XXX-Lg.	SC0001128SFB64BINR
Navy/White	
Medium	SC0001128SFB52BMBI
Med./Lg.	SC0001128SFB54BMBI
Large	SC0001128SFB56BMBI
Lg./X-Lg.	SC0001128SFB58BMBI
X-Large	SC0001128SFB60BMBI
X-Lg./XX-Lg.	SC0001128SFB62BMBI
XX-Lg./XXX-Lg.	SC0001128SFB64BMBI



Size	Part No.
Black/Red	
Medium	SC0001128SFB52NRBR
Med./Lg.	SC0001128SFB54NRBR
Large	SC0001128SFB56NRBR
Lg./X-Lg.	SC0001128SFB58NRBR
X-Large	SC0001128SFB60NRBR
X-Lg./XX-Lg.	SC0001128SFB62NRBR
XX-Lg./XXX-Lg.	SC0001128SFB64NRBR
Red/White	
Medium	SC0001128SFB52RSBN
Med./Lg.	SC0001128SFB54RSBN
Large	SC0001128SFB56RSBN
Lg./X-Lg.	SC0001128SFB58RSBN
X-Large	SC0001128SFB60RSBN
X-Lg./XX-Lg.	SC0001128SFB62RSBN
XX-Lg./XXX-Lg.	SC0001128SFB64RSBN



Slalom US

Your Choice -

Mid-top shoe is made from durable suede and fire-resistant fabric that not only delivers a comfortable fit but also offers a high level of protection. Lightweight, slim rubber sole is anti-slip and anti-static, while also including resistance to oil and fuel. Meets stringent SFI and FIA specifications. Offered in blue, black, or red.

Size	Part No.
Blue	
7-7.5 (Euro 41)	SC000126641AZNR
8-8.5 (Euro 42)	SC000126642AZNR
9-9.5 (Euro 43)	SC000126643AZNR
10-10.5 (Euro 44)	SC000126644AZNR
11-11.5 (Euro 45)	SC000126645AZNR
12 (Euro 46)	SC000126646AZNR
Black	
7-7.5 (Euro 41)	SC000126641NRNR
8-8.5 (Euro 42)	SC000126642NRNR
9-9.5 (Euro 43)	SC000126643NRNR
10-10.5 (Euro 44)	SC000126644NRNR
11-11.5 (Euro 45)	SC000126645NRNR
12 (Euro 46)	SC000126646NRNR
13 (Euro 47)	SC000126647NRNR
14 (Euro 48)	SC000126648NRNR
Red	
7-7.5 (Euro 41)	SC000126641RSNR
8-8.5 (Euro 42)	SC000126642RSNR
9-9.5 (Euro 43)	SC000126643RSNR
10-10.5 (Euro 44)	SC000126644RSNR
11-11.5 (Euro 45)	SC000126645RSNR
12 (Euro 46)	SC000126646RSNR



SFI 20 Drag

Designed to be lightweight, comfortable, and have superior fire protection the Sparco SFI 20 is the ultimate drag racing shoe. The SFI 20 is one of the lightest SFI 20 shoes in the world and features a full ultra-soft leather upper with a Velcro strap for greater support and hold. The thin, oil and fuel-resistant anti-static sole offers greater pedal sensitivity, and the comfortable Texon inner sole has an anti-bacterial treatment. The SFI 20 is available in black, sizes 38-48.



Size	Part No.	Price
7-7.5 (Euro 41)	SC000127341NR	
8-8.5 (Euro 42)	SC000127342NR	
9-9.5 (Euro 44)	SC000127343NR	
10-10.5 (Euro 44)	SC000127344NR	
11-11.5 (Euro 45)	SC000127345NR	
12 (Euro 46)	SC000127346NR	
13 (Euro 47)	SC000127347NR	
14 (Euro 48)	SC000127348NR	



BOSCH *new vendor*

GM LS Engine Motorsports Spark Plugs

Nickel-Yttrium with stamped-earth electrode spark plugs designed exclusively for high horsepower motorsports GM LS and Mazda Rotary engines. M14x1.25, 19mm thread length.

Part	Description	Price
BOSF05CE0	100-Pack	
BOSF06CE0	100-Pack	
BOSF07CE0	100-Pack	
BOSF08CE0	100-Pack	




NEW PRODUCTS



new vendor

Manual Transmissions

This line of manual transmissions is inspected three different times during the remanufacturing process, including a 100% check of all internal components. Common wear components including seals and bearings are replaced. Once completed, each unit is tested using real life scenarios on the dynameter. 2-year/unlimited mileage warranty.



ZUMRMT4500D-4

Part Number	Description	Price
Dodge		
ZUMRMT4500D-4	1994-97 Dodge, NV4500, 5-SPD, 4WD	
ZUMRMT4500D-6	1998-02 Dodge, NV4500, 6-SPD 4WD	
ZUMRMT5600D-4	1999-05 Dodge Ram, NV5600, 6-SPD, 4WD	
ZUMRMTG56-2	2005-Up Dodge Ram, G56, 6-SPD, 4WD	
Ford		
ZUMRMTS6-650F-6	1999-00 Ford F-Series, S6-S650F, 6-SPD	
Jeep		
ZUMRMTAX15J-8	1997-99 Jeep Wrangler, AX15, 5-SPD, 4WD	
ZUMRMTNSG370-9	2007-10 Jeep Liberty/Wrangler, NSG370	

Transfer Cases

Zumbrota transfer cases are inspected three different times during the remanufacturing process to ensure the case is free of cracks and excessive wear. All components meet OEM specifications and Zumbrota's strict requirements. Common wear components including seals and bearings are replaced. 2-year/unlimited mileage warranty.



ZUMRTC231J-11

Part Number	Description	Price
Jeep		
ZUMRTC231J-11	1997-02 Jeep Wrangler TJ/XJ, NP231	
ZUMRTC231J-9	1997-02 Jeep Wrangler TJ, NP231	
GM		
ZUMRTC246G-1	1999-02 GM, NP246 W/4L60E, AT	
ZUMRTC246G-2	1999-02 GM, E-Shift NP246 W/4L80E, AT	
ZUMRTC246G-3	2003-07 GM, NP246 W/4L60E & 4L70E, AT	
ZUMRTC246G-4	2003-07 GM, NP246 W/4L80E E-Shift, AT	
ZUMRTC261GHD-1	1999-07 GM, NP261	
ZUMRTC261GXHD-1	2001-07 GM, NP261, 6-SPD, Allison	
ZUMRTC263GHD-2	2001-07 GM, NP263, 6.0L W/4L80E	



Fuel Filter

Aluminum inline fuel filter featuring a steel 40-micron element.



Part	Description	Price
BSP42130	3/8" Barb To 3/8" Barb	
BSP42230	-6AN Male TO -6AN Male	
BSP42520	Polished Aluminum Billet Mounting Bracket	

LS Motor Swap Mounts

These precision machined billet 6061-T6 aluminum motor mounts allow for easy LS motor swaps. The multiple mounting points allow the bellhousing to keep the same position relative to the original components as well as a more forward position when more clearance is needed. Sold in pairs.



Part	Description	Price
BSP11600	Natural	
BSP11605	Black Anodize	

GM LS Series To Small Block Ford Valve Cover Adapters

BSP95032

Have an LS powerplant in a Ford product? Keep it undercover with a set of aluminum small block Ford valve cover adapters.



D-Shaped Select Edition Steering Wheels

Machined from billet 6056-T6 aluminum, race-inspired D-shaped steering wheels include a color-matched horn button. Available in open three-spoke Formula or wide-spoke Prism (shown) styles. A customizable half wrap on the front and milled finger notches on the rear provide comfortable grip. Mount directly to Billet Specialties or similar 9-hole adapters. D-shaped half wrap sold separately; specify when ordering. 14" diameter.



BSP29475

Wheel/Horn Button Part	Style/Color	Price for Wheel and Horn Button
BSP294091	Formula/Gray	
BSP294093	Formula/Bronze	
BSP29475	Prism/Polished	
BSP294751	Prism/Gray	
BSP294753	Prism/Bronze	
BSPBLK29475	Prism/Black	

LT4-Series Tru Trac Ultimate Serpentine System

BSPBLK13500

Tru Trac System mounts at the water pump and aligns perfectly with no need for stabilizer brackets or adjuster bars. System includes a 105-amp Powermaster alternator, Sanden SD-7 A/C compressor, Edelbrock aluminum water pump, billet aluminum compressor cover, a serpentine belt, hard-coated black anodized billet aluminum pulleys, tensioners, fasteners, and all brackets.



BLVD 07 Steering Wheel

BSP34007

This polished billet aluminum 15.5" diameter steering wheel is fully wrapped in bronze leather and features milled finger notches for an ultra-comfortable grip combined with a unique 8-spoke pattern.



NEW PRODUCTS



GM 12-Bolt Street Series Rear Differential Cover AFE46-71120A

This raw-finish cast aluminum rear differential cover offers internal and external fins to optimize heat transfer and increases oil capacity for better performance. The magnetic drain plug is set at the factory fill level. Fits GM 12-bolt, AAM 9.5/9.76 rear axles.




GM 12-Bolt Pro Series Rear Differential Cover AFE46-71120B

This black powdercoated cast aluminum rear differential cover offers internal and external fins to optimize heat transfer and increases oil capacity for better performance. A pre-installed oil level sight allows quick oil inspection. The magnetic drain plug is set at the factory fill level. Fits GM 12-bolt, AAM 9.5/9.76 rear axles with RPO code SU7.



2019 Chevy/GMC V8 Truck Twisted Stainless Steel Headers AFE48-34134

Constructed with 1-3/4" mandrel bent 304 stainless steel, these headers will deliver unrestricted exhaust flow for improved performance and throttle response thanks to optimized tube length, pulse control technology, and the 4-to-1 mitered merge collector design. 100% hand MIG-welded. Fits 2019 and newer Silverado/Sierra 1500 5.3L/6.2L.




2019 Chevy/GMC 5.3L Truck Twisted Stainless Steel Y-Pipe AFE48-34135-RC

Improve flow and longevity with this 3" to 3-1/2" mandrel-bent 304 stainless steel Y-pipe. Fits in stock location using OE-style flanges and band clamps. This is a Race-Only product that is solely for competition use. Fits 2019 and newer Silverado/Sierra 1500 5.3L.



2019 Chevy/GMC 5.3L Truck Vulcan Series Cat Back Exhaust

The Vulcan series cat-back exhaust system is constructed with 3" dual mandrel-bent 304 stainless steel tubing. The stainless steel high-flow muffler improves performance across the power band and delivers a deep, aggressive exhaust tone. Factory fit, no modifications required. Fits 2019 and newer Silverado/Sierra 1500 5.3L.



Part	Description	Price
AFE49-34103	Uses Factory Tips	
AFE49-34105-B	4" Black Tips	
AFE49-34105-P	4" Polished Tips	

Momentum GT Cold Air Intake System

The computer-designed, dyno-tuned intake achieves maximum power gains thanks to the unique one-piece cross-linked polyethylene filter-to-housing interface. The system features a 360° radial flow filter. With either the Pro DRY S reusable dry multi-layer synthetic filter or the Pro 5R pre-oiled multi-layer cotton gauze filter. Both offer great filtration efficiency and dust-holding capacity. Built-in sight window allows for easy filter inspection. Designed with fewer parts and utilizes factory mounting points. Not available for purchase or use in California.



Part	Description	Price
Pro DRY S		
AFE50-70013D	2019-Up RAM 1500, 5.7L	
AFE50-70044D	2019-Up Chevy/GMC1500, 4.3L/5.3L/6.2L	
Pro 5R		
AFE50-70013R	2019-Up RAM 1500, 5.7L	
AFE50-70044R	2019-Up Chevy/GMC1500, 4.3L/5.3L/6.2L	

Magnum Force Stage 2 Cold Air Intake System

The open air design makes easy work for filter maintenance as well as producing an aggressive sound when applying the throttle. The system features a 360° radial flow filter and either the Pro DRY S reusable dry multi-layer synthetic filter or the Pro 5R pre-oiled multi-layer cotton gauze filter. Both offer great filtration efficiency and dust holding capacity. Design with minimum system components and patent-pending filter-to-housing interface uses factory mounting locations without modifications. Not available for purchase or use in California.



Part	Description	Price
Pro DRY S		
AFE54-13036D	2019-Up Chevy/GMC1500, 4.3L/5.3L/6.2L	
Pro 5R		
AFE54-13036R	2019-Up Chevy/GMC1500, 4.3L/5.3L/6.2L	



Manual Shut-Off Valve END85310

This manual shut-off valve offers a 10AN Male O-Ring inlet, 10AN Male Outlet and a 6AN Male return. Black anodized aluminum. Each.



Fuel Funnel Storage Hook

This powder coated aluminum hook allows for convenient storage of triangle-style funnels in any race hauler.



Part No.	Description	Price
HRPHRP6262-WHT	White	
HRPHRP6262-BLK	Black	



1988-98 Chevy C1500 2WD Truck Street Grip Suspension System ART11370110

Lowers 2WD truck four to six inches while improving ride and handling characteristics. The system utilizes the factory control arms and leaf springs. New components include heavy-duty C-notches, custom-valved RideTech monotube shocks with rebound adjustment, rear shock extender brackets, custom-matched coil springs, forged drop spindles, powder coated brackets, and grade 8 hardware. Fits vehicles equipped with standard 10-bolt differential and heavy-duty 1.25" thick brake rotors.



Coilover Suspension System ART11370201

Create an aggressive stance with modern drivability characteristics. Lowers front end by four inches and the rear end by six inches. The system includes adjustable front coilover HQ series shocks, upper StrongArm A-arms with corrected ball joint angles and Delrin bushings, lower StrongArm A-arms featuring strengthened and repositioned lower shock mounts, Delrin bushings, and quality ball joints, Front Muscle sway bar, HD drop spindles, and bolt-on rear wishbone system that includes R-joint rod ends, a wishbone upper link, and bolt-on C-notch frame reinforcements. Fits vehicles equipped with standard 10-bolt differential and heavy-duty 1.25" thick brake rotors.



Air Suspension System ART11370297

This all-in-one system will give the truck an ultra-low stance with modern drivability. Lowers front end by four inches and the rear end by six inches. When fully deflated, the truck will drop an additional three inches. The package contains front upper and lower control arms, front CoolRide® air springs with HQ Series shocks, front sway bar, drop spindles, rear wishbone with C-notches and Shockwaves. Pre-matched complete kit takes all of the guesswork out of purchasing a new suspension.



Front Coolride® Smooth Body Shocks, HQ Series ART11370501

The HQ (handling quality) series monotube gas shocks add rebound adjustment for the driver who wants to tune ride and handling quality to their specific taste. Manufactured exclusively for RideTech by FOX Racing Shocks. Sold each.



Front CoolRide Kit ART11370910

CoolRide® air spring and shock kits include Firestone air springs, HQ series rebound adjustable aluminum monotube gas shocks, mounting brackets, and hardware. Must use RideTech StrongArm lower A-arms



Front MuscleBar ART11379120

This upgraded front sway has a 1.500" diameter with a .5000" wall thickness and is rated at 450 lbs. Includes Delrin-lined frame bushings and spherical end links with barrel lock nuts.



CoolRide® Front System ART11370999

Replace front coil springs and shocks with Firestone air springs. Complete with brackets and hardware. The CoolRide® system allows easy ride-height adjustments while improving handling and ride.



Front Lower Coil Over Strong Arms ART11372899

Precision-engineered tubular control arms are designed for more positive caster, with repositioned ball joint angles to prevent binding. Teflon-impregnated Delrin bushings provide smooth, consistent movement. Satin black powder coated. Sold in pairs.



HQ Series Front Coil Overs For StrongArms ART11373510

High-performance handling, exceptional ride quality and ride height adjustability make HQ Series front coil-overs the best choice. Monotube shocks offer 24-position rebound adjustment and Hyperco springs ensure accurate spring rates. Include all hardware. Bolt-on installation. 1,000,001 mile warranty. Must use RideTech StrongArms. Sold in pairs.



StrongArms Front Upper Control Arms ART11373699

Precision-engineered tubular control arms are designed for more positive caster, with repositioned ball joint angles to prevent binding. Teflon-impregnated Delrin bushings provide smooth, consistent movement. Satin black powder coated. Fully assembled with ball joints, bushings and cross shafts. Sold in pairs.



HQ Series Rear Coilovers For Wishbone System ART11376510

High-performance handling, exceptional ride quality, and ride height adjustability make HQ series front coil overs the best choice. The monotube shocks offer 24-position rebound adjustment and Hyperco springs ensure accurate spring rates. Includes all hardware. Bolt-on installation. 1,000,001 mile warranty. Must use Wishbone System. Sold in pairs.



Bolt-On Wishbone Rear Suspension ART11377199

Lowers truck and improves ride quality. Optimizes anti-squat, instant center, and pinion angle migration to allow for dramatic traction and handling improvements. Replaces leaf springs and panhard bar with the Wishbone System. Includes R-joint rod ends, bolt-on C-notch frame rail reinforcements, and wishbone upper link.



2" Drop Spindles ART11379300

These economical spindles allow you to drop your ride 2" while improving ride quality. Forged HD steel. Designed for use with stock HD brake systems with 1.25" thick rotors. Sold in pairs.



Billet Tie Rod Adjusters ART11379400

These anodized aluminum adjusters offer large wrench flats at both ends for quick and easy changes.



NEW PRODUCTS



G-Force Transmission Crossmember

G-Force heavy-duty steel bolt-in transmission crossmembers have a patented double hump design for use with true dual exhaust systems without sacrificing ground clearance. Manufactured from 2" x 3" boxed steel and 1/2" steel plate for added frame stiffening. Black powder coat finish. Includes new mounting hardware. Purchase transmission mount separately. Works with stock mount.



Part	Description	Price
GFCRCAEC2	1968-1972 GM A-Body	
GFCRCAEC2-4L80	1968-1972 GM A-Body, 4L60E/4L85E	
GFCRCAL-4L80	1973-1977 GM A-Body, 4L60E/4L85E	
GFCRCAL-700	1973-1977 GM A-Body, 700R4/4L60/4L60E	
GFCRCC10-2	1967-1972 GM C-10 Truck, 2WD, Double Hump	
GFCRCC10-3	1973-1987 GM C-10 Truck, 2WD, Double Hump	
GFCRCF2E-350	1970-1974 GM F-Body, TH350	
GFCRCF2E-400	1970-1974 GM F-Body, 2004R/TH400	
GFCRCF2E-4L80	1970-1974 GM F-Body, 4L80/4L80E	
GFCRCF2E-700	1970-1974 GM F-Body, 4L60/4L60E/700R4	
GFCRCF2E-T56	1970-1974 GM F-Body, T56	
GFCRCF2L-350	1975-1981 GM F-Body, TH350	
GFCRCF2L-400	1975-1981 GM F-Body, 2004R/TH400	
GFCRCF2L-4L80	1975-1981 GM F-Body, 4L80/4L80E	
GFCRCF2L-700	1975-1981 GM F-Body, 4L60/4L60/700R4	
GFCRCF2L-T56	1975-1981 GM F-Body, T56	



GM LS Series Oil Fill Caps

These twist-on aluminum oil fill caps for LS applications are machined from billet aluminum. The round caps feature a notched grip and come in a variety of finishes.

Part	Description	Price
CMWLSO-01	Grooved, Brushed	
CMWLSO-01-B	Grooved, Black Anodize	
CMWLSO-01-P	Grooved, Polished	
CMWLSO-02	Dished, Brushed	
CMWLSO-02-B	Dished, Black Anodize	
CMWLSO-02-P	Dished, Polished	
CMWLSO-03	Modern, Brushed	
CMWLSO-03-B	Modern, Black Anodized	
CMWLSO-03-P	Modern, Polished	

Argo Manufacturing Co.

Billet Aluminum Two-Stage Remote Oil Filter System ARGHPF301

This two-stage lightweight, finned billet aluminum remote mount is designed to dissipate heat and offer exceptional filtering. The unit is equipped with a reusable 600 micron pre-filter screen and accepts the popular Fram FRAHP6A two-quart oil filter. The built-in bypass valve ensures engine oil flow regardless of filter condition.



Performance Exhaust

2019-Up Ford Ranger Single Exhaust System GIB619717

Designed for outstanding power and durability, the all-new 2019 Ford Ranger exhaust system is built for off-road adventure while offering a powerful authoritative deep exhaust tone without the annoying noise inside the cab. Bolt-on installation. Dyno tested. Lifetime Limited Warranty. Made in the USA.



MILE MARKER RECOVERY GEAR+

2005-19 Ford F-250 4WD Supreme Locking Hubs MMM549

Known for exceptionally smooth operation and great looks, the Mile Marker Supreme 27-spline manual locking hubs feature the latest patented technology for years of reliable operation. Sold in pairs.



WeatherTech®

CupFone™

This mobile phone holder fits in any vehicle's cup holder. Offers full tilt and rotation to enable hands free-phone use and easy navigation app viewing when heading down the road. For mobile devices between 2-3/8" wide and 3-3/8" wide and up to 9/16" thick. Designed and manufactured in America.

Part	Description
WEA8ACF2CS	CupFone
WEA81CF15	CupFone Extension



ODYSSEY BATTERY

Group 34 Battery Spacer ODY2220-1251

Designed to allow Group 34 battery use where a Group 24 or Group 27 battery is specified. Black plastic construction.



NEW PRODUCTS



new vendor

Universal Round Shifter Boot

5-1/4" diameter aluminum bezel with black leather boot.

Part	Description	Price
BOW100-00	Raw Machine Finish	
BOW100-01	Black Anodize Finish	



Universal Rectangle Shifter Boot

7" x 6" aluminum bezel with black leather boot.

Part	Description	Price
BOW110-00	Raw Machine Finish	
BOW110-01	Black Anodize Finish	



GM 6L80E Trans Cooler Manifold Set

6L80E transmission cooler manifold converts to -6AN straight male. Anodized aluminum.

Part	Description	Price
BOW6L80CMA-01	Black	
BOW6L80CMA-0C	Clear	



Ford 6R80E/90E Trans Cooler Manifold Set BOW6R80CMA-01

Ford 6R80E/90E transmission cooler manifold converts to -8AN straight male. Black anodized aluminum.



Tru-Shift Throttle Correction System

Make easy work of adjusting the TV cable on a 700R4 or 200-4R transmission. Once installed, just open the throttle up wide and the cable will adjust itself. Available for a variety of carburetors.

Part	Description	Price
BOWBPT-TS-E	Edelbrock Carburetor	
BOWBPT-TS-H	Holley Carburetor	



Billet Tremec Transmission Shift Lever

A direct bolt-on billet aluminum shifter for TKO-500, TKO-600, and T-56 transmissions with a 2-bolt flange. 14" length. Mounting hardware included. Shift knob not included.

Part	Description	Price
BOWBS14-19-00AV	Aviation Style, 19° Kickback, Natural	
BOWBS14-19-01	Industrial Pocket Style, 19° Kickback, Black Anodize	
BOWBS14-19-01AV	Aviation Style, 19° Kickback, Black Anodize	
BOWBS14-19-02R	Razor Style, 30° Kickback, Black Anodize	
BOWBS14-1900	Industrial Pocket Style, 19° Kickback, Natural	



1967-69 F-Body Tremec Transmission Crossmember


Bolt-on crossmember with brackets and hardware. Black powder coated steel. For big block Chevy and LS applications.



Part	Description	Price
BOWCM-1006	T-56, LS	
BOWCM-1006BB	T-56, BBC	
BOWCM-1008	TKO-500/TKO-600, LS	
BOWCM-1008BB	TKO-500/TKO-600, BBC	

GM Automatic Trans Lock-Up Control Module

Create seamless performance with your GM overdrive automatic transmission. The complete kit includes the lock-up control module, new internal wiring harness with lock-up solenoid and mount, pressure switch, transmission filter and gasket, brake light switch, and case pass-through connector.



Part	Description	Price
BOWLM200	200-4R	
BOWLM700	700-R4	


Transmission Guardian LED Warning Light BOWTG9825

As the transmission temperature changes so does the color of the LED warning light, keeping the driver informed of potential issues. Kit includes LED indicator light, wire harness, transmission Guardian Controller, and temperature sensor.



1967-1969 Camaro Transmission Tunnel for T-56 Transmission BOWTUN6769F


When upgrading a 1967-1969 Camaro to a Tremec T-56 Magnum, the transmission tunnel must be modified to get the proper driveline angle. Bowler offers a quality sheet metal transmission tunnel replacement with factory-style reinforcement ribs.



Chassis R&D™

Chassis R & D

This innovative and comprehensive series of books series navigates the process of race car set-up. Become familiar with the all of the components on a race car, learn how the various parts of the car interact, how to set up and tune the different chassis components, and become educated in the physics and dynamics all race teams use to develop winning setups.



Part	Description	Price
CRD-2010	Level One - Explains And Identifies Chassis Systems	
CRD-2020	Level Two - Begin Working With Race Car Chassis Systems	
CRD-2030	Level Three - Upper Tier Chassis Set-Up Knowledge	
CRD-2040	Full Course - Level One, Level Two, Level Three	
CRD-2050	Limited Edition - Full Course Book In An Attractive Hard-Cover Book	

NEW PRODUCTS



Xceed Tonneau Cover

The seamless and secure Extang Xceed tonneau cover provides security and outdoor protection with aluminum panels lined with industrial-grade black vinyl and a true flush fit for full and unobstructed bed access. 3-year warranty. Made in the USA.



Part	Description
EXT85350	2015-19 Chevy Colorado/GMC Canyon, 5' Bed
EXT85355	2015-19 Chevy Colorado/GMC Canyon, 6' Bed
EXT85405	2009-14 Ford F-150, 5'7" Bed
EXT85410	2009-14 Ford F-150, 6'6" Bed W/O Cargo Management
EXT85421	2019 RAM, 5'7" Bed W/O RamBox
EXT85422	2019 RAM, 6'4" Bed W/O RamBox
EXT85425	2009-18 Dodge/RAM, 1500 5'7" Bed W/O RamBox
EXT85430	2009-18 Dodge/RAM 1500/2500/3500, 6'4" Box W/O RamBox
EXT85445	2014-18 Chevy Silverado/GMC Sierra 1500, 5'9" Bed
EXT85450	2014-18 Chevy Silverado/GMC Sierra 1500, 2015-19 HD, 6'6" Bed
EXT85456	2019-Up Chevy Silverado/GMC Sierra 1500, 5'9" Bed
EXT85457	2019-Up Chevy Silverado/GMC Sierra 1500, 6'6" Bed
EXT85460	2014-19 Toyota Tundra, 5'6" Bed W/O Deck Rail System
EXT85465	2014-19 Toyota Tundra, 6'6" Bed W/O Deck Rail System
EXT85475	2015-19 Ford F-150, 5'7" Bed
EXT85480	2015-19 Ford F-150, 6'6" Bed
EXT85486	2017-19 Ford F-250/350, 6'9" Bed
EXT85636	2019-Up Ford Ranger, 5' Bed
EXT85638	2019-Up Ford Ranger, 6' Bed
EXT85720	1999-16 Ford F-250/350, 6'9" Bed



Billet Exterior 12-Volt Door Handles

Billet aluminum exterior door handles use a 12-volt pressure pad to actuate the latches. Available with a 0 or 10° mounting surface, brushed or polished finish. Sold in pairs.

Part	Description	Price
LOKGSE-2102	Standard, 10°, Brushed	
LOKGSE-2103	Standard, 10°, Polished	
LOKGSE-2104	XL, Brushed	
LOKGSE-2105	XL, Polished	
LOKGSE-2106	XL, 10°, Brushed	
LOKGSE-2107	XL, 10°, Polished	

Vintage Series Cable Kits

Lokar now offers cables in a variety of colors featuring an outer covering of woven cotton strands which harkens back to the vintage era of hot-rodding. Each cable is clear-coated for years of maintenance-free performance. Additional features include an extruded PTFE inner lining for smooth operation, "U-Cut-to-Fit" outer housing, aluminum fittings, and stainless inner wire.



Part	Description	Price
Ford		
LOKVS-20C43	Black/White	
LOKVS-20C44	Black/Blue	
GM		
LOKVS-23503	TH350, Black/White	
LOKVS-23504	TH350, Black/Blue	
LOKVS-23505	TH350, Black /Red	
LOKVS-27003	700-R4, Black/White	
LOKVS-27004	700-R4, Black/Blue	
LOKVS-27005	700-R4, Black/Red	



Rust Barrier SHERBG100

This coating seals corrosion and provides an abrasive, impact resistant, flexible rubberized finish. Easily applied with a brush or roller. 1 gallon.



Rust Eliminator SHEREG100

This fast-acting water-based product that eliminates rust on metal. 1 gallon.



Shift-On-The-Fly Programmer

EAS Shift-On-The-Fly (SOTF) allows you to change custom tunes on the fly right on the screen utilizing the Insight CS2 or CTS2. Just, add the EAS SOTF accessory to an Insight monitor to control custom tunes while driving down the road.



Part	Description	Price
EDG98650	2011-14 Ford F-250, 6.7L Power Stroke	
EDG98651	2015-19 Ford F-250, 6.7L Power Stroke	
EDG98652	2010-18 Dodge/Ram, 6.7L Cummins	
EDG98653	2011-16 Chevy Silverado, 6.6L Duramax	

NEW PRODUCTS



1964-73 Ford Mustang A-Arms

These tubular upper and lower A-arms allow increased caster as well as an improved camber curve to increase front end traction and stability. Each A-arm is CNC-manufactured and TIG-welded with Delrin bushings, 4130 chromoly cross shafts, and premium ball joints and end links. Nickel powdercoated finish. Made in the USA.



Part	Description	Price
HOT1117U	1964-66, Upper	
HOT1118L	1967-73, Lower	
HOT1118U	1967-73, Upper	

1964-73 Mustang Tie Rod Sleeves

HOT1614

Adjustable sleeves feature machined hex bodies with jam nuts. Gloss black powder coat.



Sport Suspension Adjustable Strut Rod Kit

Looking to improve handling at the track? Take your Mustang to the next level with Hotchkis Sport Suspension adjustable strut rods. Rods with spherical rod ends allow increased caster and on-car adjustability. Nickel powdercoated finish. Sold in pairs.



Part	Description	Price
HOT14414	1964.5-66	
HOT14415	1967	
HOT14416	1968-70	

1965.5-66 Mustang Sport Suspension Leaf Springs

HOT2430

These 1.5" lowered heavy-duty multi-leaf springs include anti-squeak inserts, heavy-duty shackles and U-bolts. Sold in pairs.



Sport Suspension Sway Bars

Improve cornering and straight line stability while reducing body roll with Hotchkis Sport Suspension sway bars. Lightweight hollow tubing combined with greaseable polyurethane bushings, adjustable end links, and adjustable laser-cut brackets are perfect for street or track day use. Gloss black powdercoated finish. Made in the USA.



Part	Description	Price
HOT22114	1964.5-66, Set, Front, 32mm (1.25")/Rear 22mm, (0.875")	
HOT22114F	1964.5-66, Front, 32mm (1.25")	
HOT22114R	1964.5-66, Rear 22mm (0.875")	
HOT22115F	1967-70, Front, 32mm (1.25")	
HOT22115R	1967-70, Front, 32mm (1.25")	

1967-73 Mustang Sport Suspension Lock Kit

HOT3018

These lock plates have 9 configurations, with equal increment changes of 0.09" or 0.55° camber for a total adjustment of up to 4.4° (same as stock). Laser-cut steel plates are zinc plated and include grade 8 hardware.



1.5 Street Performance Series Shocks

These Hotchkis-tuned monotube nitrogen shocks, manufactured by Fox Racing Shocks, are designed to provide a smooth ride and exceptional control. End caps are black anodized billet 6061-T6 aluminum and feature polyurethane bushings. CNC-machined cross bars and vehicle-specific mounting hardware make these shocks a direct replacement for OE. Sold each.



Part	Description	Price
HOT70020016	1964-66, Front	
HOT70020017	1967-70, Front	
HOT71020016	1964-70, Rear	



MBRP

MBRP Performance Exhaust offers cat-back and axle-back exhaust systems designed to provide improved performance and great sound. Direct, bolt-on installation.



Part	Description	Price
MBRS5227304	2019-Up Ford Ranger 2.3L EcoBoost, Cat Back, Pro-Series, 3" Dia., 304 Stainless	
MBRS5227AL	2019-Up Ford Ranger 2.3L EcoBoost, Cat Back, Performance Series, 3" Dia., 304 Stainless	
MBRS6058304	2016-Up Chevy Colorado 2.8L Duramax Diesel, Filter Back, Pro-Series, 3" Dia., 304 Stainless	
MBRS7034409	2016-19 Chevy Camaro 6.2L, XP Series, Axle Back, 3" Dia., 409 Stainless	
MBRS7034AL	2016-19 Chevy Camaro 6.2L, Installer Series, Axle Back, 3"Dia., Aluminized	




GP-1 Engine Oil

GP-1 synthetic blend high-performance motor oils are formulated using Pennsylvania petroleum combined with a high zinc (ZDDP) content that has been engineered and tested to deliver increased horsepower and better engine wear protection under high load.

Part	Description
JGP19206	5W20, Quart
JGP19306	Semi-Synthetic, 10W30, Quart
JGP19336	Break-In, 30W, Quart
JGP19406	15w40, Quart
JGP19506	20w50, Quart
JGP19706	Nitro, 70 Grade, Quart



NEW PRODUCTS



SideStep Steering Box

Don't be limited by the steering shaft location and/or odd angles on either side of the firewall! The SideStep will relocate the steering shaft position for more space under the hood for more horsepower, or allowing more leg room in the driver's area. Aluminum housing, steel gears, with a 1:1 steering ratio.

Part	Description	Price
IDI2805080030	8", Natural Finish	
IDI2805080040	8", Polished Finish	
IDI2805100030	10", Natural Finish	
IDI2805100040	10", Polished Finish	
IDI2805120030	12", Natural Finish	
IDI2805120040	12", Polished Finish	
IDI2805160030	16", Natural Finish	
IDI2805160040	16", Polished Finish	

Performance Accessories

Part	Description	Price
Quick Release Steering Hubs		
IDI5000001010	3-Bolt Pin-Style, 1/4-28 Bolts, Aluminum, Brushed	
IDI5000001020	3-Bolt Squeeze Type, 1/4-28 Bolts, SFI42.1, Aluminum, Black Anodize/Brushed, 3/4" Shaft	
IDI5000001040	6-Bolt Squeeze Type, SFI 42.1, Aluminum, Black Anodize/Brushed, 3/4" Shaft	
IDI5000001050	5-Bolt Squeeze Type, SFI 42.1, Aluminum, Black Anodize	
IDI5000001060	5-Bolt OE Type, SFI 42.1, Aluminum, Black Anodize	
IDI5000001070	6-Bolt OE Type, SFI 42.1, Aluminum, Black Anodize	
Disconnect Coupler		
IDI5000002020	Pin Style, Chevy 36-Spline Shaft, Steel, Natural	
IDI5000002040	Pin Style, 5/8" Shaft, Steel, Natural	
IDI5000002510	Squeeze Style, Ford, 3/4" Shaft, Steel, Natural	
IDI5000002520	Squeeze Style, Chevy 36-Spline Shaft, Steel, Natural	
IDI5000002540	Squeeze Style, 5/8" Shaft, Steel, Natural	
IDI5000002550	Squeeze Style, 3/4" Shaft, Steel, Natural	
IDI5000002560	Squeeze Style Center, Schroeder, 3/4" Shaft, Steel, Natural	
IDI5000002570	Squeeze Style Center, 3/4-48 Spline Lee/Profile, Steel, Natural	
IDI5000002580	Squeeze Style Center, Corvair Spline, Steel, Natural	
Quick Release Steering Hub Kits		
IDI5010000012	Squeeze Type, 3-Bolt, SFI 42.1, Spline, Aluminum, Black Anodize/Brushed, 3/4" Shaft	
IDI5010000015	Squeeze Type, 5-Bolt, SFI 42.1, Spline, Aluminum, Black Anodize/Brushed, 3/4" Shaft	
IDI5010000017	Squeeze Type, 6-Bolt, SFI 42.1, Spline, Aluminum, Black Anodize/Brushed, 3/4" Shaft, Ford	
IDI5010000018	Squeeze Type, 6-Bolt, SFI 42.1, Spline, Aluminum, Black Anodize/Brushed, 3/4" Shaft	
IDI5010000019	Squeeze Type, 5-Bolt, SFI 42.1, Spline, Aluminum, Black Anodize/Brushed, Chevy 36 Spline Shaft	
IDI5010000020	Squeeze Type, 5-Bolt, SFI 42.1, Spline, Aluminum, Black Anodize/Brushed, Ford 41 Spline Shaft	
IDI5010000022	Squeeze Type, 6-Bolt, SFI 42.1, Spline, Aluminum, Black Anodize/Brushed, Chevy 36 Spline Shaft	
IDI5010000023	Squeeze Type, 6-Bolt, SFI 42.1, Spline, Aluminum, Black Anodize/Brushed, Ford 41 Spline Shaft	



ProPlus+ Motorcycle Oil

Full-synthetic, ester-fortified 4-stroke engine oil formulated for optimum protection, peak performance, and positive clutch feel. Exceeds API SL/JASO MA2 requirements.

Part	Description	Price
MAX30-01901	10W50, Case (12 x 1 Liter)	
MAX30-01901S	10W50, 1 Liter	
MAX30-02901	10W40, Case (12 x 1 Liter)	
MAX30-02901S	10W40, 1 Liter	
MAX30-03901	20W50, Case (12 x 1 Liter)	
MAX30-03901S	20W50, 1 Liter	
MAX30-19901	10W50, Case (12 x 1 Liter)	
MAX30-03901S	10W50, 1 Liter	



SXS Premium Oil

Mineral-based 4-stroke engine oil formulated for side-by-side (SXS) engines. Exceeds API SL/JASO MA2 requirements.

Part	Description	Price
MAX30-12901	0W40, Case (12 x 1 Liter)	
MAX30-12901S	0W40, 1 Liter	
MAX30-18901	5W50, Case (12 x 1 Liter)	
MAX30-18901S	5W50, 1 Liter	
MAX30-21901	10W50, Case (12 x 1 Liter)	
MAX30-21901S	10W50, 1 Liter	
MAX40-43901	Gear Oil, 80W90, Case (12 x 1 Liter)	
MAX40-43901S	Gear Oil, 80W90, 1 Liter	

ATV Premium Oil

Mineral-based 4-stroke engine oil specifically formulated for ATV engines. Exceeds API SL/JASO MA2 requirements.

Part	Description	Price
MAX33901	10W40, Case (12 x 1 Liter)	
MAX33901S	10W40, 1 Liter	



SXS Quick Oil Change Kit

This kit includes everything needed for a complete oil change on 2013-up Polaris Ranger 900/RZR XP Non-Turbo/Turbo models. Includes three liters of Maxima SXS Full Synthetic engine oil, a ProFilter oil filter, and a drain plug crush washer.



Part	Description	Price
MAX90-189013	5W50	
MAX90-219013	10W50	

NEW PRODUCTS

ULTRA-SHIELD RACE PRODUCTS

5-Point Standard Driver Latch & Link Harness

Made from high-strength 3" and 1-3/4" polypropylene webbing with a 3" duckbill latch. Individual shoulder belts with all black hardware. Pull down adjustment and wrap-around mounting with included bolt-in plates. Made in USA. SFI 16.1-certified.



Part	Description	Price
ULTHB22001	Black	
ULTHB22003	Blue	
ULTHB22001H	Black, HANS Specific (Folded and Sewn)	

5-Point Sprint/Midget Driver Latch & Link Harness

Made from high-strength 3" and 1-3/4" polypropylene webbing with forged a 2" latch with sewn on adjusters. Individual shoulder belts with all black hardware. Pull down adjustment and wrap-around mounting with included bolt-in plates. Made in USA. SFI 16.1-certified.



Part	Description	Price
ULTHB22031	Individual Shoulder Belts, Black	
ULTHB22032	Individual Shoulder Belts, Red	
ULTHB22031SPL	Individual Shoulder Belts, Lap Belt Right Side Fixed/Left Side Adjustable, Black	
ULTHB22031V	V-Shoulder Belts, Black	
ULTHB22031H	HANS Specific (Folded and Sewn), Black	

5-Point Camlock

Made from high-strength 3" and 1-3/4" polypropylene black webbing with individual shoulder belts and machined quarter-turn camlock buckle. All black hardware. Wrap-around mounting with included bolt-in plates. Made in USA. SFI 16.1 certified.




Part	Description	Price
ULTHB22401	Pull Up	
ULTHB22411	Pull Down	

Junior Driver Harness

ULTHB46031

Made from high-strength 1-3/4" black polypropylene webbing with individual shoulder belts, and black hardware. Pull-up adjustment. Wrap-around mounting with included bolt-in plates. Made in USA. SFI 16.1 certified.



Part	Description	Price
ULTHB46031	2" Latch & Link, Pull Up	
ULTHB46201	Cam Lock, Pull Down	

Harness Clip-in Hardware

ULTCLIP-IN

This steel clip-in harness mount allows for quick harness removal and installation.



Floor Mount Kit

ULTFLOORMNT

Includes one each; forged eye bolt, large flat washer, lock washer, and nut. For use with UltraShield harness clip-in.



Y-Type Arm Restraint

Made from high-strength polypropylene webbing and steel hardware. SFI 3.3-approved. Black. Made in USA.



Part	Description	Price
ULT38511	SFI 3.3 Certified	
ULT48511	Junior, Non-SFI Certified	

Mobil 1

Advanced Fuel Economy Fuel Synthetic Oil

Mobil 1™ 0W-16 Advanced Fuel Economy is an ultra-low viscosity oil recommended for select Honda and Toyota gasoline and hybrid engines designed to operate using a 0W-16 viscosity motor oil.

Part	Description	Price
MOB124321	0W16, Case (6 x 1 Qt.)	
MOB124321-1	0W16, 1 Qt.	
MOB124322	0W16, Case (3 x 5 Qt.)	
MOB124322-1	0W16, 5 Qt.	



Truck and SUV Full Synthetic Oil

Specifically designed and formulated for truck and SUV gasoline engines, these oils provide extra protection for hard-working engines, and are also designed to maximize engine performance and efficiency.

Part	Description	Price
MOB124571	0W20, Case (6 x 1 Qt.)	
MOB124571-1	0W20, 1 Qt.	
MOB124572	0W20, Case (3 x 5 Qt.)	
MOB124572-1	0W20, 5 Qt.	
MOB124574	5W20, Case (6 x 1 Qt.)	
MOB124574-1	5W20, 1 Qt.	
MOB124575	5W20, Case (3 x 5 Qt.)	
MOB124575-1	5W20, 5 Qt.	
MOB124599	5W30, Case (6 x 1 Qt.)	
MOB124599-1	5W30, 1 Qt.	
MOB124600	5W30, Case (3 x 5 Qt.)	
MOB124600-1	5W30, 5 Qt.	



NEW PRODUCTS



CORSA R Driving Gloves

These single-layer outside stitch gloves also feature a one-piece palm and anatomically correct pre-curve pattern to eliminate abrasion due to seams and fabric bunching. An exclusive fire-retardant tactile treatment is applied to the palm and finger areas to provide superior grip. FIA 8856-2000 and SFT 3.3/5 approved.



Part	Description	Part
MOMGUCORSABLK10	Black, Medium	
MOMGUCORSABLK11	Black, Large	
MOMGUCORSABLK12	Black, X-Large	
MOMGUCORSABLU10	Blue, Medium	
MOMGUCORSABLU11	Blue, Large	
MOMGUCORSABLU12	Blue, X-Large	
MOMGUCORSARED10	Red, Medium	
MOMGUCORSARED11	Red, Large	
MOMGUCORSARED12	Red, X-Large	
MOMGUCORSAWHT10	White, Medium	
MOMGUCORSAWHT11	White, Large	
MOMGUCORSAWHT12	White, X-Large	

Comfort Tech Balacava

This single eye-port balacava offers protection from direct heat and thermal transfer along with additional protection from smoke and fume inhalation. Also features a driver hydration tube port. Nomex construction. One size fits all. FIA 8856-2000 approved.



Part	Description	Price
MOMMNXBALCOTBLK	Black	
MOMMNXBALCOTWHT	White	



CMX Ceramic Spray Coating MTH01024

Mothers CMX™ ceramic spray coating, an affordable, user-friendly, professional-grade, ultra-durable, super-hydrophobic protection formula. Just spray on and wipe off.



Power Ball 2 MTH05143

A refined version of the original Mothers PowerBall® with more usable area.



Comfort Tech Fire Resistant Underwear

These undergarments provides an additional layer of protection against heat transfer and flame exposure. Adds to driver comfort thanks to improved breathability and moisture wicking. FIA 8856-2000 approved.



Part	Description	Price
Long Sleeve Shirt		
MOMMNXCCTBKL00	Black, Large	
MOMMNXCCTBKM00	Black, Medium	
MOMMNXCCTBKXLO	Black, XL	
MOMMNXCCTBKXXL	Black, XXL	
MOMMNXCCTWHL00	White, Large	
MOMMNXCCTWHM00	White, Medium	
MOMMNXCCTWHXLO	White, XL	
MOMMNXCCTWHXXL	White, XXL	

Part	Description	Price
Long Underwear		
MOMMNXLJCTBKL00	Black, Large	
MOMMNXLJCTBKM00	Black, Medium	
MOMMNXLJCTBKXLO	Black, XL	
MOMMNXLJCTBKXXL	Black, XXL	
MOMMNXLJCTWHL00	White, Large	
MOMMNXLJCTWHM00	White, Medium	
MOMMNXLJCTWHXLO	White, XL	
MOMMNXLJCTWHXXL	White, XXL	

Part	Description	Price
Socks		
MOMMNXLSCCTBKLO	Black, Large	
MOMMNXLSCCTBKM00	Black, Medium	
MOMMNXLSCCTBKXLO	Black, XL	
MOMMNXLSCCTWHL00	White, Large	
MOMMNXLSCCTWHM00	White, Medium	
MOMMNXLSCCTWHXLO	White, XL	



RACE FAN

Designed with the racer in mind, this unique 15" diameter fan features a universal 6061-T6 aluminum hub with 5/16" mounting holes. The heavy-duty high-impact blades are manufactured from reinforced Zytel®. This combination allows up to four different cooling configurations: two blades, three blades, four blades, and six blades. Individual blades can be replaced. Specify water pump shaft size, 5/8" or 3/4".



Part	Description	Price
RFN64-1500-002-625	2 Blade, 5/8"	
RFN64-1500-002-750	2 Blade, 3/4"	
RFN64-1500-003-625	3 Blade, 5/8"	
RFN64-1500-003-750	3 Blade, 3/4"	
RFN64-1500-004-625	4 Blade, 5/8"	
RFN64-1500-004-750	4 Blade, 3/4"	
RFN64-1500-006-625	6 Blade, 5/8"	
RFN64-1500-006-750	6 Blade, 3/4"	
RFN62-1500-000	Single Fan Blade for 17" Diameter	

NEW PRODUCTS



Nismo Competition Oil

This 100% synthetic oil is formulated for the low-friction, super-charged, high-horsepower and high-torque engines used for road racing competition. This oil contains polyolester, providing superlative performance at low temperatures while maintaining stability and filming properties across a wide range of driving conditions.



Part	Description	Price
MTL102497	0W30, Engine Oil, 1 Liter	
MTL102497-6	0W30 Engine Oil, Case, (6 x 1 Liter)	
MTL102500	15W50, Engine Oil, 1 Liter	
MTL102500-6	15W50, Engine Oil, Case (6 x 1 Liter)	
MTL102503	75W140, Gear Oil, 1 Liter	
MTL102503-6	75W140, Gear Oil, Case (6 x 1 Liter)	
MTL104253	5W40, Engine Oil, 1 Liter	
MTL104253-6	5W40, Engine Oil, Case (6 x 1 Liter)	

Engine Clean

Designed for use prior to an oil change, Engine Clean restores engine compression by eliminating black sludge, carbon deposits, and varnishes. Protects the engine by keeping new oil clean longer.

Part	Description	Price
MTL109541	10-Oz.	
MTL109541-12	Case (12 x 10-Oz.)	



Hydraulic Lifter Care

Added to an engine's oil, this additive eliminates hydraulic lifter noise while ensuring proper hydraulic lifter performance.

Part	Description	Price
MTL109542	10-Oz.	
MTL109542-12	Case (12 x 10-Oz.)	



Fuel System Clean

Designed to clean a vehicle's fuel system, this additive works well in naturally aspirated and turbocharged carbureted and fuel-injected car and boat powerplants.

Part	Description	Price
MTL109543	10-Oz.	
MTL109543-12	Case (12 x 10-Oz.)	



Radiator Clean

Added to an engine's cooling system, Radiator Clean dissolves and removes radiator scale and sludge maximizing the performance and the life of the cooling system and its components.

Part	Description	Price
MTL109544	10-Oz.	
MTL109544-12	Case (12 x 10-Oz.)	



Automatic Transmission Clean

This pre-drain additive cleans all types of automatic transmissions (AT, CVT, & DCT) in preparation for an oil change. Removes sludge, varnishes, and deposits, leaving the transmission thoroughly clean.

Part	Description	Price
MTL109545	10-Oz.	
MTL109545-12	Case (12 x 10-Oz.)	



Valve & Injector Clean

This fuel additive removes contaminants in the fuel injection system without dismantling the components.

Part	Description	Price
MTL109614	10-Oz.	
MTL109614-12	Case (12 x 10-Oz.)	



Throttle Body Clean

High performance cleaner developed specifically for throttle bodies and idle control valves. Aerosol.

Part	Description	Price
MTL109615	16.9-Oz.	
MTL109615-12	Case (12 x 16.9-Oz.)	



Bump Springs

Bump spring system provides virtually unlimited tuning for dirt or pavement racers using a "soft spring" set-up. Lightweight and compact to fulfill the needs of pavement applications, while including the maximum amount of linear travel desired by dirt racers, springs feature a 2" I.D. x 2.25" length. Precision fit cap system is compatible with 1/2" or 5/8" shaft sizes.



Part	Description	Price
EIB0225.200.0050	50 Lb.	
EIB0225.200.0075	75 Lb.	
EIB0225.200.0100	100 Lb.	
EIB0225.200.0150	150 Lb.	
EIBBSB.0800	Bump Stop Spring Travel Case	

Spring Rubbers

These polyurethane spring rubbers are used to add progressive rate to a linear race spring. Offered in four different durometers to allow for chassis tuning. Fits 5" diameter springs. Adds approximately 1-1/2" of stack height. Made in USA. Sold each.



Part	Description	Price
EIBSR.500.0060	60 Durometer, Purple	
EIBSR.500.0070	70 Durometer, Green	
EIBSR.500.0080	80 Durometer, Yellow	
EIBSR.500.0090	90 Durometer, Blue	



Circuit Breaker Panel QRP50-868

Attractive gloss black ignition control panel includes bridged double-pole switches, large-gauge wiring with heavy-duty connectors, and premium easy-to-reset 20-amp circuit breakers. This panel is completely pre-wired and ready to install. Controls include push-to-start button, ignition toggle switch, and five accessory toggle switches. Measures 6-7/8" wide x 4" tall.



NEW PRODUCTS



Adjustable Upper Control Arms For 2007-18 Jeep JK

These direct-fit adjustable DOM steel tubular control arms provided added strength to large tire and lifted Jeep JL applications. Designed for quick and easy caster/pinion angle adjustments. Black. Sold each.



Part	Description	Price
SPP13410	Front, Upper	
SPP13420	Rear, Upper	

Lower Control Arms For 2007-18 Jeep JK

Tubular direct-fit lower control arms offer strength and articulation flexibility thanks to the SPC sealed flex joint at the axle end. Provides bind-free flex between the frame and axle during off-road articulation. Black.



Part	Description	Price
SPP13415	Front, Lower	
SPP13425	Rear, Lower	

Dodge/Jeep Offset Upper Ball Joint

Offset press-in style upper ball joints allow caster and camber changes. Available in multiple offsets. Greaseable.



Part	Description	Price
1987-Up Jeep Wrangler, 1994-01 Dodge RAM 1500, 1994-99 Dodge RAM 2500, 1984-01 Jeep Cherokee, 1993-04 Jeep Grand Cherokee, 1986-92 Jeep Comanche, 1984-90 Jeep Wagoneer.		
SPP23510	0.50° Offset	
SPP23520	1.00° Offset	
SPP23530	1.50° Offset	
SPP23540	2.00° Offset	

Jeep JK Hex Tie Rod

SPP23605

Replaces the factory round tie rod with a hex-shaped tie rod to allow for easy adjustment and tie rod end replacement.



Adjustable Toyota Front Upper Control Arms

Improve droop travel, drivability, and tire wear as well as adjusting tire position in your wheel well with SPC adjustable front upper control arms. Featuring an upgraded greaseable ball joint and xAxis™ sealed joints with bonded-in rubber bushings, this arm is designed to correct alignment angles while maintaining factory ride quality. Both the integrated tubular as well as the cast steel designs provide the strength and durability needed for the most demanding environments. Black. Sold in pairs.



Part	Description	Price
SPP25455	1998-07 FJ Landcruiser 100 Series, Tubular	
SPP25460	1996-04 Tacoma, Tubular	
SPP25465	2007-19 FJ Landcruiser 200 Series, Tubular	
SPP25470	2005-19 Tacoma, Cast Steel	
SPP25480	2003-19 4-Runner, Cast Steel	
SPP25485	1999-06 Tundra, Tubular	

Jeep Camber Shim

Change camber on many Jeep models by installing this shim between the hub and steering knuckle. A caliper shim is also included for use on WJ, KJ, and JK models.



Part	Description	Price
1984-01 Cherokee, 1986-92 Comanche, 1987-95 Jeep YJ, 1984-90 Wagoneer, 1999-04 Cherokee WJ, 2002-07 Liberty KJ, 1997-2015 Wrangler JK		
SPP26012	+0.5°	
SPP26014	+1.0°	

Chrysler LX-Body Camber/Caster Alignment Bolts SPP66037

Adjust camber or caster $\pm 0.3^\circ$ by replacing factory front lower control arm bolts with these grooved bolts from SPC. Includes bolts and hardware for both front lower control arms.



Chrysler LX-Body Adjustable Upper Control Arms

These adjustable forged front upper control arms allow Up to $\pm 2.00^\circ$ camber and $\pm 1.00^\circ$ caster adjustment. Each arm includes bushings and SPC low-profile adjustable ball joint. Black. Sold each.



Part	Description	Price
SPP66040	2005-08 300/300C, 2005-08 Magnum, 2006-08 Charger	
SPP66045	2009 & Up 300C, 2009 & Up Challenger, 2009 & Up Charger	

2005-Up Chrysler LX-Body Adjustable Upper Control Arms SPP66047

These adjustable forged front upper control arms allow -1.00° to $+2.00^\circ$ camber and $\pm 1.00^\circ$ caster adjustment. Each arm includes bushings and SPC low-profile adjustable ball joint. Sold each.



2005-Up Chrysler LX-Body Rear Camber Bushings SPP66050

Allows rear camber adjustment on the Chrysler LX. These "set-at-install" bushings can be clocked to provide up to $\pm 1.5^\circ$ of adjustment by replacing the outboard bushings on both upper control arms of all Chrysler LX-based cars. Complete set.



2005-Up Chrysler LX-Body Rear Toe Bushing SPP66055

Extend the range of rear toe adjustment by $\pm 1.5^\circ$ on the rear of the Chrysler LX platform by installing this offset bushing. Sold each.



1994-04 Ford Mustang Adjustable Strut Mount

CNC machined from 6061 heat treated aluminum with polyurethane bushings. Sold each.



Part	Description	Price
SPP72040	Camber $\pm 2.00^\circ$ /Caster $\pm 2.00^\circ$	
SPP72060	Camber $-.50$ $+1.50^\circ$ /Caster 0 to $+1.50^\circ$	

Magnetic Adjustable Camber Gauge SPP81139

Check leveling adjustment $\pm 3^\circ$. Magnetic head attaches to rotors or spindles.



NEW PRODUCTS



1995-14 Ford Mustang Adjustable Panhard Bar SPP72045

This adjustable panhard bar allows for track changes $\pm 1.5"$. Precision machined from aircraft grade aluminum, and then black e-coated. Includes high durometer vulcanized bushings.



2005-14 Ford Mustang Adjustable Rear Trailing Arms SPP72345

Manufactured with 6061 aluminum and high durometer rubber bushings, these adjustable trailing arms offer the ability to adjust thrust, tracking, and pinion angle. Black powder coated. Sold each.



2007-18 Jeep Wrangler JK Caster/Pinion Cams SPP82390

This kit allows pinion angle adjustment of $\pm 1.5^\circ$ on the front and rear. Front caster can also be adjusted $\pm 1.5^\circ$.



1999-06 Chevy Silverado Offset Upper Control Arms SPP86470

With a $\pm 2.00^\circ$ caster adjustment range, these offset control arms will get front caster back in spec on lifted or lowered trucks. Sold each.



Mustang II Adjustable Front Upper Control Arms SPP94000

Ideal for hot rod builders using the 1974-78 Mustang II front end, these adjustable control arms will maximize vehicle handling and minimize tire wear. Includes ball joint. Sold each.



Fastrax Camber/Caster Gauge

The Fastrax analog gauge offers portable, hands-free alignment to fine-tune a vehicle's handling characteristics. Black painted steel.

Part	Description	Price
SPP91000	13"-17" Wheel	
SPP91010	17"-22" Wheel	
SPP91025	Off-Road Wheel, Tires Sizes Up To 44"	
SPP91030	Lipless Wheel Mounting Adaptor	
SPP91100	Toe Adaptor Kit (Must Use With SPP91000 or SPP91010)	



1984-96 Corvette Adjustable Upper Control Arms - Race Style

Adjust for camber and caster to obtain ultimate performance. Built with a steel cross shaft with offset pivots and Delrin inserts.

Part	Description	Price
SPP92748	1984-87 C4, Right	
SPP92749	1984-87 C4, Left	
SPP92750	1988-96 C4, Right	
SPP92751	1988-96 C4, Left	



OE-Style Ball Joints

Perfect to complete any suspension upgrade.

Part	Description	Price
SPP94001	Upper Early GM Metric Bolt-In Ball Joint	
SPP94002	Upper Chrysler Screw-In Ball Joint	
SPP94003	Upper GM C2/C3 Corvette & Tri-5 Bolt-In Ball Joint	
SPP94004	Upper GM Full-Sized Bolt-In Ball Joint	
SPP94006	Upper GM Mid-Sized Metric Bolt-In Ball Joint	
SPP94007	Upper C4 Corvette Bolt-In Ball Joint	
SPP94009	Upper Ford Mustang Ball Joint	
SPP94010	Lower A/F-Body Ball Joint	
SPP94011	Lower G & 2nd Gen F-Body Ball Joint	



OE-Style Upper Control Arm Bushing SPP94013



Race Style Adjustable Upper Control Arms

These fully adjustable, rugged arms are recommended for circle track, road racing, and drag applications. The arm length and offset are adjustable allowing for the ideal chassis setup. Each arm adjustable up to 2".

Part	Cross Shaft	Sleeve Adjustment	Ball Joint Plate	Price
SPP92142	5" Steel	7 to 9" Long	Chrysler, 10° Screw-In	
SPP92242	6" Steel	7 to 9" Long	Chrysler, 10° Screw-In	
SPP92244	6" Steel	7 to 9" Long	GM Full Size, Bolt-In	
SPP92252	6" Steel	8-1/4 to 10" Long	Chrysler, 10° Screw-In	
SPP92254	6" Steel	8-1/4 to 10" Long	GM Full Size, Bolt-In	
SPP92342	6" Aluminum	7 to 9" Long	Chrysler, 10° Screw-In	
SPP92344	6" Aluminum	7 to 9" Long	Chrysler, Bolt-In	
SPP92352	6" Aluminum	8-1/2 to 10" Long	Chrysler, 10° Screw-In	
SPP92354	6" Aluminum	8-1/2 to 10" Long	Chrysler, Bolt-In	
SPP92542	6-15/16" Chromoly Steel	7 to 9" Long	Chrysler, 10° Screw-In	
SPP92546	6-15/16" Chromoly Steel	7 to 9" Long	Chrysler, Bolt-In	
SPP92552	6-15/16" Chromoly Steel	8-1/4 to 10" Long	10° Screw-In	
SPP92556	6-15/16" Chromoly Steel	8-1/4 to 10" Long	GM Midsize Metric, Bolt-In	
SPP92646	7-3/4" Steel	7 to 9" Long	GM Midsize Metric, Bolt-In	
SPP92656	7-3/4" Steel	8-1/4 to 10" Long	GM Midsize Metric, Bolt-In	



NEW PRODUCTS



1967-69 GM F-Body LS Engine Swap Oil Pan & Filter Kit

These oil pan and filter kits will provide improved clearance over the factory pan as well as a filter relocation system. Each kit includes oil pan, application-specific fittings, oil pump pick-up tube, gaskets, hose, and required hardware.



TRA0175

Part	Description	Price
Fabricated, Rear Sump		
TRA0175	5 Qt., 6" Deep, Single Filter, Vertical Port, Red	
TRA0176	5 Qt., 6" Deep, Single Filter, Horizontal Port, Red	
TRA0177	5 Qt., 6" Deep, Double Filter, Horizontal Port, Red	
Stamped, Rear Sump		
TRA0180	7 Qt., 6" Deep, Single Filter, Vertical Port, Black	
TRA0181	7 Qt., 6" Deep, Single Filter, Horizontal Port, Black	
TRA0182	7 Qt., 6" Deep, Double Filter, Horizontal Port, Black	
TRA0183	7 Qt., 6" Deep, Single Filter, Vertical Port, Chrome	
TRA0184	7 Qt., 6" Deep, Single Filter, Horizontal Port, Chrome	
TRA0185	7 Qt., 6" Deep, Double Filter, Horizontal Port, Chrome	

Billet 1-1/2" Carburetor Spacers

Clear anodized billet aluminum spacers with gasket and hardware.



Part	Description	Price
TRA3200	Holley 4-Barrel, Open	
TRA3207	Holley 4-Barrel, 4-Hole	
TRA3208	Holley 4-Barrel, 4-Hole Tapered	
TRA3209	Holley 4-Barre, Divided Wall	
TRA3210	Holley 4-Barrel, 4-Hole Tapered	

Single Remote Oil Filter Base

Clear anodized billet aluminum base with two -12AN female ports and one 1/8" NPT female port.



Part	Description	Price
TRA3402	Fram HP6, 1-1/2-12" Center Thread, Left to Right Flow	
TRA3403	Fram PH3786, 1-1/2-16" Center Thread, Left to Right Flow	
TRA3407	Fram HP6, 1-1/2-12" Center Thread, Right to Left Flow	
TRA3408	Fram PH3786, 1-1/2-16" Center Thread, Right to Left Flow	

Heavy-Duty Engine Mount Pads GM 2.8L/4.3L

TRA4121

Engine mount pads feature black steel and red polyurethane construction. GM 2.8/4.3L V-6 truck and car applications. Hardware included.



1978-88 GM A/G-Body LS Engine Swap Mount Kit

TRA4206

The kit is designed to install an LS engine into 1978-87 Caballero, Cutlass, El Camino, Grand Prix, and Regal, as well as 1978-88 Monte Carlo vehicle models. Components include engine adaptor brackets, rubber frame pads, and all grade 8 installation hardware.



"Swap in a Box" LS Engine Swap Kit

TRA42211

These Swap-In-A-Box kits are designed to allow for the installation of an LS powerplant in a variety of vehicles. Each kit is application specific. Components include a pair of uncoated, T304 stainless steel mid-length headers with gaskets, bolts, and exhaust adapters; a complete engine mount kit with hardware and rubber pads; LS swap engine oil pan with bolts, gaskets, and special pick-up tube; and a transmission crossmember for use with 4L60/65/70 and 4L75 automatic transmissions (not for 4L80 transmissions).



Part	Description	Price
1967-69 Camaro		
TRA42211	A/T, Raw Headers	
TRA42212	A/T, HTC Polished-Silver Ceramic Coated Headers	
TRA42213	A/T, Black-Maxx Satin-Black Ceramic Coated Headers	
TRA42214	M/T, Raw Headers	
TRA42215	M/T, HTC Polished-Silver Ceramic Coated Headers	
TRA42216	M/T, Black-Maxx Satin-Black Ceramic Coated Headers	
1967-72 GM C10/C20 Truck		
TRA42241	A/T, Raw Headers	
TRA42242	A/T, HTC Polished-Silver Ceramic Coated Headers	
TRA42243	A/T, Black-Maxx Satin-Black Ceramic Coated Headers	
1973-87 GM C10/C20 Truck		
TRA42251	A/T, Raw Headers	
TRA42252	A/T, HTC Polished-Silver Ceramic Coated Headers	
TRA42253	A/T, Black-Maxx Satin-Black Ceramic Coated Headers	
1982-88 GM G-Body		
TRA48061	A/T, M/T, Raw Headers	
TRA48062	A/T, M/T, HTC Polished-Silver Ceramic Coated Headers	
TRA48063	A/T, M/T, Black-Maxx Satin-Black Ceramic Coated Headers	

LT Engine/LS Chassis Engine Mount Adaptor Plates

TRA4531

Engine adapter plates for installing an LT powerplant into an LS chassis. Bolts included.



LT Engine Street Rod Style Engine Mounts

TRA4607

Universal engine swap mounts for installing a LT powerplant into a street rod chassis. Components include a pair of steel engine mount brackets, frame brackets, polyurethane bushings, and hardware.



1978 GM A/G Body LS Engine Swap Transmission Crossmember

TRA6422

Configured to aid in the installation of a T56, TH400, 4L60/65/70 or 4L80E transmission with an LS engine in 1978-81 GM A-body or 1982-88 GM G-body cars. Kit includes crossmember, end caps, transmission pad, and mounting hardware.



1978 GM A/G Body LS Engine Swap Transmission Crossmember Adaptor Plate

TRA6423

This steel bracket alters the cross member attachment holes on a non-200R4 G-body chassis, allowing you fasten Trans-Dapt's 6422 LS into 1978-88 GM A-body and G-body transmission crossmember to the frame.



LS Engine Mount Shims

TRA4207

1/16" thick mild steel.



NEW PRODUCTS



new vendor



Cold Case Radiators

A division of Max Performance Inc., a leading supplier of auto restoration parts, Cold-Case Radiators® is an aluminum radiator specialist for the muscle car market. All radiators are 100% TIG welded, oversize two-row design, and covered by a limited lifetime warranty.

Part	Application	Dimensions	Inlet	Outlet	Trans/Note	Price
Radiators						
CCRCHC11	1967-68 GM F-Body, BBC	27.5"W x 18.5"H x 3"D	Driver	Passenger	Manual	
CCRCHC11A	1967-68 GM F-Body, BBC	27.5" W x 18.5" H x 3" D	Driver	Passenger	Automatic	
CCRCHC545	1970-81 GM F-Body	31.5" W x 19" H x 3" D	Driver	Passenger	Manual	
CCRCHC547A	1967-69 GM F-Body, LS-Series	30" W x 19" H x 3" D	Passenger	Passenger		
CCRCHC549	1967-69 GM F-Body, SBC	28.8" W x 18.5" H x 3" D	Driver	Passenger	Manual	
CCRCHC549A	1967-69 GM F-Body, SBC	28.8" W x 18.5" H x 3" D	Driver	Passenger	Automatic	
CCRCHC541	1964-65 GM A-Body	27.75" W x 20.125" H x 3" D	Passenger	Passenger	Manual	
CCRCHC541A	1964-65 GM A-Body	27.75" W x 20.125" H x 3" D	Passenger	Passenger	Automatic	
CCRCHC542	1966-67 GM A-Body	27.75" W x 20.5" H x 3" H x 3" D	Driver	Passenger	Manual	
CCRCHC542A	1966-67 GM A-Body	27.75" W x 20.5" H x 3" H x 3" D	Driver	Passenger	Automatic	
CCRCHI565A	1961-65 GM B-Body	28.75" W x 23" H x 3" D	Passenger	Passenger		
CCRCHI565A-5	1961-65 GM B-Body	28.75" W x 23" H x 3" D	Passenger	Passenger	500 Steering Box Cutout	
CCRCHI566A	1966-68 GM B-Body	28.75" W x 23.5" H x 3" D	Driver	Passenger		
CCRCHI579A	1994-96 GM G-Body	36" W x 18.5" H x 3" D	Driver	Passenger		
CCRCHN540	1962-67 GM X-Body	22.35" W x 20.7" H x 3" D	Driver	Passenger	Manual	
CCRCHN540A	1962-67 GM X-Body	22.35" W x 20.7" H x 3" D	Driver	Passenger	Automatic	
CCRCHT562A	1955-57 Chevy Fullsize Car, V8	23.5" W x 23.5" H x 3" D	Center	Passenger		
CCRCHT563A	1955-57 Chevy Fullsize Car, V8	23.5" W x 23.5" H x 3" D	Center	Passenger		
CCRCHT569A	1949-54 Chevy Car	25.2" W x 23.2" H x 3" D	Center	Passenger		
CCRCHV712A	1963-68 Chevy Corvette, SBC	24.5" W x 18" H x 3" D	Driver	Passenger		
CCRCHV716A	1973-76 Chevy Corvette, SBC	33.7" W x 19" H x 3" D	Driver	Passenger		
Radiator and Fan Kits						
CCRCHC11AK	1967-68 GM F-Body, BBC	27.5" W x 18.5" H x 3" D	Driver	Passenger	Automatic	
CCRCHC11K	1967-68 GM F-Body, BBC	27.5" W x 18.5" H x 3" D	Driver	Passenger	Manual	
CCRCHC545AK	1970-81 GM F-Body	31.5" W x 19" H x 3" D	Driver	Passenger	Manual	
CCRCHC545K	1970-81 GM F-Body	31.5" W x 19" H x 3" D	Driver	Passenger	Automatic	
CCRCHC547AK	1967-69 GM F-Body, LS Series	30" W x 19" H x 3" D	Passenger	Passenger		
CCRCHC557AK	1967-69 GM F-Body, SBC	28.8" W x 18.5" H x 3" D	Driver	Passenger	Automatic	
CCRCHC541AK	1964-65 GM A-Body	27.75" W x 20.125" H x 3" D	Passenger	Passenger	Automatic	
CCRCHC541K	1964-65 GM A-Body	27.75" W x 20.125" H x 3" D	Passenger	Passenger	Manual	
CCRCHC542AK	1966-67 GM A-Body	27.75" W x 20.5" H x 3" H x 3" D	Driver	Passenger	Automatic	
CCRCHC542K	1966-67 GM A-Body	27.75" W x 20.5" H x 3" H x 3" D	Driver	Passenger	Manual	
CCRCHN548AK	1968-79 X-Body	28.35" W x 19" H x 3" D	Driver	Passenger	Automatic	
CCRCHT562AK	1955-57 Chevy Fullsize Car	23.5" W x 23.5" H x 3" D	Center	Passenger		
CCRCHT563AK	1955-57 Chevy Fullsize Car	23.5" W x 23.5" H x 3" D	Center	Passenger		

Heavy-Duty Drain Petcock CCRDC-1

1/4" NPT. Brass. Sold each.



Electric Fan Wiring Kit. CCREF-1

Fans kick on at 190°F. Operates single or dual-fan setups. Includes wiring, thermostat, and relay.





BUILD SEASON BUNDLES

Allstar Promo Pack ALLPKG1



Part No.	Description	Qty
ALL010	Allstar Banner 30 X 72	1
ALL049	Allstar Coaster 10Pk	1
ALL99902L	Allstar T-Shirt Black Large	1
ALL99902XL	Allstar T-Shirt Black X-Large	1
ALL99913XL	Allstar Hooded Sweatshirt X-Large Black	1
ALL99927M	Allstar T-Shirt Ladies Rhinestone Med	1
ALL99942	Allstar Gloves Blk X-Lg Crew Gloves	1
ALL99951	Allstar Hat Black Velcro Closure	2

Allstar Combo Package ALLPKG2



Part No.	Description	Qty
ALL10112	Tire Tape Deluxe	2
ALL14102	Roll Bar Padding Blue	3
ALL14105	Roll Bar Padding Gray	3
ALL18178	3/16" Lg. Head Rivets Steel Mandrel, Orange	1
ALL30070	Electric Fan 10" Curved Blade 775 Cfm	1
ALL78203	Novus Plastic Cleaner 3, 8 Oz	1
ALL78232	Mud-X Helmet Cleaner 14 Oz	1
ALL99942	Allstar Gloves Blk X-Lg Crew Gloves	1

Allstar Combo Package ALLPKG3

Part No.	Description	Qty
ALL14100	Roll Bar Padding Black	3
ALL14106	Roll Bar Padding Purple	3
ALL18137	3/16" Sm. Head Rivets Aluminum Mandrel, Orange	1
ALL18153	3/16" Lg. Head Rivets Aluminum Mandrel, Silver	1
ALL30053	Plastic Tank Radiator 19 X 28 Single Pass	1
ALL30101	Steel Fan 19" 4 Blade	1
ALL78222	Air Filter Cleaner 24 Oz	2
ALL78234	Pre-Race Dirt Solution 1/2 Gallon	1
ALL99942	Allstar Gloves Blk X-Lg Crew Gloves	1



To see more great products from Allstar Performance as well as our complete selection of sale items and specials, visit www.priceguidepro.com