



February, 2019

THE Oil Can



Volume XIII Issue 2



Division 7 Officers

Superintendent: **John Shields**
8520 Indian Hill Rd. Cincinnati, OH 45043
513 561-8691 qcengineers@aol.com

Asst. Super: **Chuck Endreola**
440 823-7374 Cincinnati, OH
chuckendreola@yahoo.com

Secretary: **Bruce Knapp**
118 Cliff Rd. N. Bend, OH 45052
513 941-2713 bruce_knapp@roadrunner.com

Treasurer: **Frank Koch**
4769 Silverwood Dr. Batavia, Oh 45103
513 732-6208 fjkoch@hotmail.com

Trustees

Bob Adams (South) 859 384-0369
Mike Brestel (West) 513 661-2141
John Burchnall (North) 513 860-3852
Rick Crumrine 513 231-5328
Roy Hord 513 777-5337
Merlyn Jarman 812 539-3232
Randy Kerka 513 378-8108
Jim MacKnight (East) 513 733-1246
Dave Read 513 398-7323
Peter Weiglin 513 947-1422
Dave Puthoff 513 742-3227

Committee Chairs

Achieve. Prog. Frank Koch 513 732-6208
Car Projects Frank Koch 513 732-6208
Comm. Service John Luecke 513 379-8022
Company Store Paul Musselman 859 384-2472
Contests Jim Rollwage 937-382-6573
Division 7 Booth Brad Bove 513 227-7527
Excursions John Burchnall 513 860-3852
Merlyn Jarman 812 539-3232
Fall Show Rick Crumrine 513 231-5328
Flea Market Peter Weiglin 513 947-1422
Layout Ops. Rick Stern 513 729-1054
Membership Peter Weiglin 513 947-1422
Modelers Aid Pat Homan 513 861-2057
Monthly Raffle Russ Poynter 513 563-9370
Oil Can Editor Dave Puthoff 513 742-3227
Publicity Randy Kerka 513 378-8108
Spcl. Projects Dick White 513 829-8510
Video Library Kevin Orcutt 513 934-4096
Web Master John Burchnall 513 860-3852

Mid Central Region Officers

Pres. **Bob Weinheimer MMR**
president@midcentral-region-nmra.org

V.Pres. **Michael Hohn MMR**
vp@midcentral-region-nmra.org

Secr. **Jerry Doyle**
secretary@midcentral-region-nmra.org

Treas. **Bob McKay**
treasurer@midcentral-region-nmra.org

The Editors Corner:

Dave Puthoff

We have probably all at some time have made a few New Year's resolutions, and maybe even kept a few!

Perhaps this year's resolutions could include an attempt to attain a few Achievement Awards towards becoming a Master Model Railroader (MMR). Many of us could probably attain a couple — just by just filling out some paperwork, and giving it to Frank Koch, who happens to be the National Achievement Program General Manager. Forms and requirements are available on the NMRA website.

If you have a photo, or a useful tip, or maybe just a useful website that you would like to share, the Oilcan is an opportunity to share it with your fellow model railroaders.

Email it to editor@cincy-div7.org.

Dave

Contents:

- | | |
|---|---|
| 3 - Headlights | 13 - Division 7 Classified Ads |
| 4 - 2nd Section | 15 - Division 7 Announcements |
| 5 - Div. 7 January Contest Results | 16 - Division 7 <i>The Cincinnati Local</i> |
| 6 - Layout Visit - Tom Brueggeman | May 2019 Bus Trip |
| 10 - White Elephants at Flea Market | 20 - Div. 7 - 2019 Calendar of Events |
| 12 - <i>Building Howard's Pass. Car</i> | 21 - Knapp's Notes |
| | 22 - Down the Line |


The Oil Can is a publication of Cincinnati Division 7, Mid Central Region, NMRA, Inc. Opinions expressed herein are the authors and do not necessarily reflect the opinion of Division 7, the MCR, the NMRA, it's officers, or it's members.

Space permitting, The Oil Can welcomes news items, articles and letters on Model Railroading and related topics. Deadline for submissions is generally the fifteenth of the month preceding the next meeting.

Cover:

Scene from Tom Brueggeman's HOn3-scale Layout

Photo by John Shields



Our January meeting at Good Shepherd Lutheran Church in Kenwood was nearly snowed out. Thank you to those who chose to brave the conditions. I realize there were also some of you who could not attend due to poorer driving conditions in some parts of the area. Thank you to Sam Swanson, who was able to make it, and gave a really good clinic on the making of trees. I had heard others discuss foreground versus background trees; but Sam actually discussed four levels of trees, including middle ground and far-background that I found very instructive. Thank you also to Tom Brueggeman for opening his HOn3 Colorado-themed home layout for us to see. Pat Homan had to cancel because his street does not get plowed. We will reschedule that visit in the near future. We also realized that we need a formal policy on how to notify folks if we do need to cancel. We'll add that to the agenda of our next BOD meeting. In the meantime, assume that the website will have the most up to date data.

As I have mentioned in previous columns, I have been volunteering at the Museum Center helping to run the Holiday Junction trains, and that has forced me to talk to people about Lionel trains; about which I know very little. Usually I explain that while many model railroaders (and many others who just like model or toy trains) first got interested because they had Lionel trains as a kid, I grew up with "scale" HO trains with my father and his layout. Then I go on to say that however you get started, model trains are a great hobby, a great family hobby for parents to share with their kids, etc., etc.


So that brings me to my latest topic. Do you remember what got you started in the hobby? And what made you stay involved? Did you drop out for a while and then get back in? At what point did you join the NMRA and why? You know I am interested in promoting our hobby and assuring there is a next generation of modelers to sustain it. I think collecting a range of these stories would both help inform our efforts and be a "thing" we could share with others when we talk to them about this hobby. We know that kids today are less likely to receive a trainset (Lionel or otherwise) as they grow up; and they are less likely to build models of any kind than we did. However, I think they still need a lot of the same fulfillment in their lives. So if we focused more on telling people about *why* we got hooked on this hobby and what we have gotten out of it that has kept us going for years in it, we might do a better job of convincing folks to give model railroading a try.

My guess is there are a lot of different answers. If we share our stories with each other, we might all be better equipped to talk to the "public" and pass on multiple reasons that might connect with them. Model railroading did not contribute to my career choice, but for some of you it may have. I'm not connected to any childhood friends through model railroading, but some of you might be. My Dad worked for a railroad, but that connection is likely not true for many of you. So "my" story may not be relatable for many potential joiners of our hobby. I'd be a better ambassador for the hobby if I was equipped with a range of stories I could share to help make a connection. And you probably would be too.

I want to hear your stories. Catch me at a meeting or an operating session, or just send me an email and help me to start collecting these. Also, let me know if I can share them with others in our organization. And look for chances to share the good stories with others to help promote our hobby.

I hope to see you in Anderson on February 10th.

John



SECOND SECTION

Chuck Endreola
Asst. Super

Nanook of the North has arrived in the Queen City. Living near the river, we were lucky not to get as much snow as those north of the I- 275 loop. That's my good news.

The bad news is that this column was submitted very late because I had a major computer melt down. Suddenly, the screen went black. Thought it was just a dead battery. Hooked up the charger and still nothing. On/Off button did nothing. Keyboard didn't light up. That's just great! I've lost all my files and contacts for Division 7, family photos, and other important documents.

After considerable hand wringing and very descriptive expressions of despair, I took it back to Best Buy. Geek Squad techs all concurred that the mother board was fried. Gee, isn't that wonderful!? I agreed to send it on a journey to Louisville for repair. What other choice was there? I was informed it would be a two-week turnaround. Later in the evening, I received a call from them telling me to come back, as they had been able to get it fired up. Rather than packing it up for shipment and moving on to something else, one of the techs was like an EMT over a coronary victim. He kept at it, and found a small pin hole aperture on the underside, giving access to a battery on/off switch. He turned it off, drained all power from the mother board, and switched it on again. The laptop was healed! No need to use colorful language any longer. I readily admit that I am basically computer illiterate. But I did learn a lesson to avoid debilitating anxiety in the future. BACK IT UP, STUPID! When I picked up the unit, I bought an external hard drive. Now, will I be disciplined enough to do that every couple of days?

It was good to see so many hearty souls who braved the foul weather to attend January's meeting. I'd like to thank Sam Swanson for delivering his clinic on making trees. Great ideas and techniques! It was a real treat to visit Tom Brueggeman's Colorado narrow gauge empire. I hope we can do it again in the future.

Looking ahead:

Feb. 10, our meeting will be at the Anderson Township Center, 7850 Five Mile Rd., Anderson OH 45230. Our Clinician will be Ted Goodman who will present the "Age of Steam Roundhouse". Layout visits to Rick Crumrine and Peter Weiglin. Bring your models and photos of Hopper and/or Gondolas for the contest.

No regular meeting in March—come to the Flea Market

Mar. 9 is our Annual Spring Flea Market at Lakota West Freshman School, 5050 Tylersville Rd., West Chester, OH from 10 am to 3 pm.

Apr. 14, meeting is at Harmony Lodge, 646 E Epworth Ave., (Spring Grove Village), Cincinnati, OH 45232. Clinic subject is "Improving your Trucks and Trains" presented by Lou Sassi. Layout visits to Sam Swanson and the Cincinnati Rwy. Club. Contest subject for both models and photos is "MOW Equipment".

May 2nd to 5th, Mid-Central Region Convention in Boardman (Youngstown) OH.

May 11, No regular meeting. **Annual Bus Excursion**. **Hurry and buy your tickets!** This event is over half sold out.

Non-Division Events...

Feb. 2nd & 3rd, The Great Train Show, 10am-4pm, Indiana State Fairgrounds, 1202 E 38th St., Indianapolis IN, 46205

Chuck



**CINCINNATI DIVISION 7, MCR, NMRA
JANUARY 2019 CONTEST RESULTS**



MODELS: Caboose or Passenger Cars

Box Stock:

1st Place: Tom Brueggeman, MMR: Milwaukee observation car
2nd Place: Georgia Dahlberg, MMR: Ma & Pa coach
3rd Place: Bruce Knapp: ATSF Business car

Kit bashed:

1st Place Tie: Georgia Dahlberg, MMR: Southern Pacific combine
1st Place Tie: Roy Allan: Rio Grande Southern combine

Scratch Built:

No Entries in this Category

PHOTOGRAPHY: Caboose or Passenger Cars

Print Prototype:

1st Place: Joe Stuber: CSXT caboose
2nd Place: Joe Stuber: ACL cabooses

Print Model:

1st Place: John Listermann: B&O caboose
2nd Place: Georgia Dahlberg, MMR: Las Vegas layout

JUNIOR DIVISION:

No Entries in either Category

2019 STANDINGS – Through January

MODELS

Georgia Dahlberg, MMR	5
Tom Brueggeman, MMR	3
Roy Allan	3
Bruce Knapp	1

PHOTOGRAPHY

Joe Stuber	5
John Listermann	3
Georgia Dahlberg, MMR	2

JUNIOR DIVISION MODELS

No Entries So Far This Year

JUNIOR DIVISION PHOTOGRAPHY

No Entries So Far This Year

FEBRUARY CONTEST CATEGORIES:

MODELS and PHOTOGRAPHY: Hopper or Gondola Cars



Jim Rollwage

NMRA, MCR, Div. 7 Contest Chair

LAYOUT VISIT to Tom Brueggeman's HOn3-Scale Layout



LAYOUT VISIT to Tom Brueggeman's HOn3-Scale Layout



LAYOUT VISIT to Tom Brueggeman's HOn3-Scale Layout



LAYOUT VISIT to Tom Brueggeman's HOn3-Scale Layout



Photos by John Shields

WHITE ELEPHANTS AT THE 2019 SPRING FLEA MARKET

(Frank Koch) – I'm back again for any individual Division 7 members with items they wish to sell. Prepare an inventory showing your name, address, and telephone number and listing **each individual** item with a description and code so I can match it back to you and your **firm** asking price in **whole dollar amounts only**. **Each individual item must be clearly marked and priced as shown below**. If there is more than one of an item, list them separately. Put all your items in a bag or box and bring them to the show before it starts. I'll log them in, sell them, reconcile sales with left-over material, and calculate how much you get back.

The Division will keep 10% of actual sales. You must pick up your unsold material and money on Saturday right after the show closes. If you would like an electronic inventory form, send me an e-mail at fjkoch@hotmail.com with "elephant inventory" in the subject.

FJK—12 \$10.00

Items are placed in the White Elephant Sale at your own risk. Neither Division 7 nor Frank Koch assumes any liability for any items damaged or stolen during the show, though we will provide due diligence for their safety. We will not accept items that are not prepared as indicated here. We cannot accept magazines. If you want to help out at some time during the flea market, let Frank know. We reserve the right to refuse any material that we deem unsuitable.

Building Howard's Passenger Car Or How to Assemble an Ancient Kit with Most of the Parts Missing

By Georgia W. Dahlberg, P.E., MMR-472

I had never heard of a Westwood kit until I reconnected with an old friend from College days. Apparently they stopped making these craftsman kits some 30 years ago. Howard said the open platform passenger car was partly assembled and he would be most appreciative if I could complete it for him. To my surprise, the plans were yellowed but very well illustrated and quite vague. On top of that it was obvious that most of the parts were missing. What I received was one completed side, one almost completed side, the base, one bolster, a hand full of used window sprues, some strip wood and a few plastic attachments. What the heck could I make from this? I asked Howard if he had any parts lying around and he did send me a small package containing some roof clerestory formers and a clerestory end/side vent or two. If I was to do anything with this, I needed my extra parts drawer and another cuppa coffee.

I did find a pair of soft metal stair/platform castings from an old Ambroid kit and I was almost ready to complete a Drovers Caboose kit with metal ends that could pass for the end walls/doors shown on the yellowed plans. My first step was to make a quick mold of the metal end wall with Micro-Mark 1-to-1 Rapid Silicone Mold Rubber. I worried over the clerestory roof until I spotted an old plastic closed platform passenger car with some good resemblance to the single picture on the box. I found it fit perfectly into an old Jell-O desert cup and soon had a good mold to modify for the roof ends. It became obvious that I would need another bolster, many clerestory roof formers and the side vents. I asked Howard if he would prefer to be able to look through the clerestory windows and after his yes, we discussed lighting of the car. What had I gotten myself into?

After searching my truck supply, I found some solid frame plastic trucks of the appropriate age which seemed to roll well, but first things first. I started a short campaign to cast up some parts using Micro-Mark's CR-600 High Performance Casting resin. I soon found the need to carefully carve out the vents in the new end/side castings and make additional molds if we were to see through the upper clerestory roof. I was quite pleased at the cast parts I was producing and confident enough to finish the partly completed car side. Dry fitting the car together with the end castings and the roof and stair end castings encouraged me to continue on. I modified the bolsters to accept the new trucks, glued the base to the stair castings, and threw away the old crimped brass turnbuckles. I then drilled the base and began stringing nylon fishing leader for the 4 truss rods, using scale turnbuckles with the nylon leader threaded through. I then added the appropriate brake fittings, KD couplers, some piano wire fabricated cut bars installed in eye bolts and tankage with correct piping until the bottom looked good enough for priming. I soon had the sides and ends glued and fit onto the base with a tight fit but easily removable.

I decided the roof should be made to be removable and to give it some strength, I used a solid piece of ¼ thick basswood lattice, trimmed to the right length and size to accept the end castings and fit into my side/ends assembly. If we were to have lights, I needed this piece to be somewhat hollow. With a lot of care in measuring, I drilled 2 starter holes and carefully cut out the interior rectangular hole leaving enough material on the sides to be sanded into a curve to match the end castings. I then trimmed the roof clerestory formers to match the profile of the end castings, adding two formers as guides at the end castings. I then added pairs of side vents and open window vents with a roof former in place as I worked down from both ends of the roof. This fitting and piecing proved to be the most challenging part of the build. After a lot of filling in and sanding I finally had the roof in acceptable shape. I then fashioned the lighting using two brass rods soldered to a watch battery and a switch made from a common pin fitted to two pieces of brass tubing. When off, the pin would extend about ¼ inch out from the clerestory side and flush when the lights were on. I used low voltage bulbs and the entire wiring could be removed from the rectangular hole if a new battery needed to be soldered in place.

There was considerable fiddling with the roof and the sides to get the interior of the car painted in a depot buff color, the exterior sides and ends in a bright red and the base underside and clerestory roof in weathered black. Glazing of the sides and ends was a final chore and glazing of the clerestory roof done after the side windows and vents were painted. I was then able to add the top clerestory wood roof sheet after prepainting the interior. To finish off, I added seating, passengers, a stove and toilet with matching vents and stack in the roof. After a bit of running, the car seemed too light so I glued two small bars of lead drilled out for the bolster screws directly to the underside of the trucks. I was then able to print out and apply the car number and Maryland and Pennsylvania decals in the appropriate font and size. My relief at finishing this kit was only surpassed by the look on Howard's face. He and his wife, Maureen drove from Baltimore, MD to Northern Kentucky for a visit and I was tickled to present his finished Ma & Pa passenger car to him shortly after their arrival. He has been bragging on it ever since, much to my delight. Here it is years later and I got the other kit with all the missing parts. 3 more years gone by and I am almost ready to send the second car. You all gave it a 2nd place in January 19's contest. I hope this will be the end of the Westwood kits!

Building Howard's Passenger Car Or How to Assemble an Ancient Kit with Most of the Parts Missing



DIVISION 7 - CLASSIFIED ADS

As a benefit to Division 7 members, the Oil Can will offer to list free Classified Ads to allow members to sell railroad-related items. A few other Divisions offer such a program. The Board has approved a trial of 6 months; after which the program will be re-evaluated. If you have items to sell, please review the Rules, and send an email to editor@cincv-div7.org

CLASSIFIED AD RULES:

Item(s) must be railroad related.

Seller must be a Member of Division 7 MCR NMRA.

Listing description shall be 30 words or less.

Item(s) can be displayed for a maximum of three (3) months. Oil Can Editor will assign a Listing Number that will include the last month of listing. (E.g., "xx-July 2015" would indicate Listing xx will be listed through the July 2015 Oil Can).

Seller must list name, and either Phone Number and/or Email, so the interested Buyer can contact Seller. It will not be listed without them. **(NOTE: Seller agrees to allow contact information to be published in the Oilcan, which is published on the Internet).**

A single photo may be submitted for each listing.


Limit of three (3) listings from same Seller at any one time.

Seller shall email Oil Can Editor if item is sold so it can be removed from page.

All transactions are between the Buyer and the Seller.

Oilcan Editor reserves the right to edit listing if needed, and will notify Seller of edit prior to publication.

DIVISION 7 - CLASSIFIED ADS

Picture	Description	Price	Name	Phone, or Email	Listing No.
	Accurail – C&O USRA 55-ton 2-bay rib-side hoppers, rebuilt RA 1936, no. 62087, 62537, 62642, 62933, 63008, 63286. <u>set of 6 kits</u>	\$60	Jim MacKnight	jimmack6@hotmail.com	48-Jan 19
	Bachman Spectrum – C&O USRA 2-6-6-2. Class H5, articulated steam locomotive, no. 1524, New Retail is \$220	\$175	Jim MacKnight	jimmack6@hotmail.com	49-Jan 19
	Kato EMD PRR GP35 phase Ia, w/dynamic brakes, #2308, New Retail is \$88	\$60	Jim MacKnight	jimmack6@hotmail.com	50-Jan 19
	Kato EMD PRR SD40, w/dynamic brakes, #6057 New Retail is \$88	\$60	Jim MacKnight	jimmack6@hotmail.com	51-Jan 19
	Kato EMD PRR NW2, phase I, switcher, #5912 New Retail is \$100	\$60	Jim MacKnight	jimmack6@hotmail.com	52-Jan 19
	Proto 2000 - Southern E6A and E6B locomotives (set) A-2802, B-2953, green passenger paint scheme. Sealed in boxes (2-pack) Retail is \$160	\$80	Jim MacKnight	jimmack6@hotmail.com	53-Jan 19
	Proto 2000 Heritage Collection - C&O USRA 2-8-4, Class K-4 Berkshire steam locomotive, no. 2724. Never removed from box. Retail is \$270	\$195	Jim MacKnight	jimmack6@hotmail.com	48-Jan 19
	Rivarossi – Monon AICo C-420 diesel locomotive, no.505, sealed in box.	\$50	Jim MacKnight	jimmack6@hotmail.com	54-Jan 19
	Stewart Hobbies – B&O F3A powered, F3B unpowered, phase IV, B&O capitol dome, diesel locomotives in gray/blue paint, set of 2 in box. New. Retail is \$135	\$95	Jim MacKnight	jimmack6@hotmail.com	55-Jan 19
	Stewart Hobbies – NYC F3, phase II (powered) and F3B, phase II (unpowered) diesel locomotives w/ cigar band paint scheme. New. for set. Retail is \$115	\$75	Jim MacKnight	jimmack6@hotmail.com	56-Jan 19
	Walthers – C&O 25' steel caboose, For Progress logo, yellow, no. 90350. New. Retail is \$30	\$15	Jim MacKnight	jimmack6@hotmail.com	57-Jan 19
	DCC Block Occupancy Detectors Built-in Adjustable Time-Delay-Off, Adjustable Sensitivity. 200 ma DC Open Collector & BiPolar Outputs with LED Indicator, 12 vdc. For DCC only.	\$12 ea	Dave Puthoff	deputhoff@yahoo.com	58-Jan 19

NMRA MCR DIV. 7 ANNOUNCEMENTS

2019 Southwest Ohio Operation Session

Rick Stern is beginning to plan for the 2019 Southwest Ohio Operation Session (SWOOPS) weekend.

Tentatively the date will be in September, 2019, though the exact weekend is undecided.

If you are interested in hosting an operating session for out-of-town enthusiasts, get in touch with Rick.

His email is rstern1@cinci.rr.com and phone is 513-729-1054.

Great Northern Railway operating session on February 16 at 7 PM (Saturday)

The GNRW has been updated to handle DCC operations!.

As I used to do in the 80's and 90's, should you have a DCC engine, you may bring it to operate on the GNRW.

Failure on my part to list op functions:

Please email me which you would like to do:

Mainline operator(4)

Local mainline operator

Seattle freight yard: 14 tracks, 550 car capacity.

Seattle roundhouse: 24 stalls

St. Paul freight yard: 12 tracks, 420 car capacity

St. Paul roundhouse: 24 stalls

Swan river logging railroad: operator (2)

Ore dock: 120 car capacity.

Main panel dispatcher.

Swan river logging railroad: operator (2)

USUAL STATS:

Time: 1938. All steam and electrics. The GN railway is a point to point railroad, 400' mainline with two 400-500 car yards at Seattle, Wash and St Paul, Minn, each having 20+ track turntables. Minimum radius, 48" with #10 turnouts. Track all hand laid on individual wooden ties. 100% scenery. Four track 12' ore dock. Interface railroads: NP, SP&S, Milwaukee, DM&IR, UP, SP, D&RGW and CN. Swan river logging railroad.

NEW PROJECTS:

Still adding decoders to engines (and painting them) with the usual LED's to classification/head lights to engine and tender on steam locomotives.

Decoder added engines:

N&W Class A 2-6-6-4

Some new Menard's buildings added plus wayside structures and some new Aspen trees.

For pictures see: <http://ogrforum.ogaugerr.com/topic/great-northern-railway?page=1>

Junk food and beverage will be available

Sam Parfitt

samparfitt@fuse.net

8795 Goldcrest Drive

West Chester OH 45069

cell: 513-378-9133

Cincinnati Div. 7 NMRA

Spring Bus Trip

The Cincinnati Local

Saturday, May 11, 2019

**Div. 7 Members + Spouse/Guest
47 person limit! Sign Up Today!**

Deluxe Motor Coach Tour

**Cincinnati Street Car Ride, Guided
Shop Tour + Enjoy Findlay Market**

Tour the American Sign Museum!

**Tour Precision Strip & Cohen Scrap
Operations, including 3 Locos**

Visit a Premier Scale Model RR!

Enjoy Deluxe Box Lunch & Waters

The Cincinnati Local

Ride and Tour the Cincinnati Streetcar

Guided tour of shops + roundtrip across entire line + Findlay Market



Tour the American Sign Museum

Guided tour of this unique, incredible and inspirational attraction
Has been called "Route 66 on Steroids", without the automobiles



The Cincinnati Local


Precision Strip and Cohen Scrap Tours

Guided tours, including automated "lights out" warehouse + 3 locos



Beautiful British OO Scale Layout

Greg Simpson's fantastic third layout (prior two in GMR, MR) + huge military miniatures gaming table with twin workbenches



"The Cincinnati Local"

Saturday, May 11, 2019

Deluxe Motor Coach Tour to Premier Cincinnati and Middletown, Ohio attractions including Sign Museum, Streetcar, Steel Slitting and Scrap Yard

*Departing 7:30 AM and Returning about 6:30 PM, from and to West Chester, OH
Bus and Venue Restrictions Limit this Trip to the first 47 Registrants that Sign Up
Registration Deadline Sunday, April 14, 2019 – No Refunds after this Date*

Exclusive Tour Package

Incredible Cincinnati Attractions

Guided tour of American Sign Museum ("Rt. 66 on steroids")
Cincinnati Street Car ride and shop tour + shop Findlay Mkt

Single Departing Location – West Chester, Ohio

Exact location disclosed later only to registrants
Park at own risk - Provide car and license info below

Fascinating Middletown Attractions

Guided tours of Precision Strip steel slitting & Cohen Scrap yards
See three industrial locomotives plus a premier model railroad

Fantastic Inspirational Day for a Great Price!

Deluxe motor coach transport, scenic roads, bottled waters
Experienced guides, Panera Bread Company deluxe box lunch

Greg Simpson – third version of his "West Midlands Railways" British themed OO scale layout, featuring many structures, bridges, viaducts, dual mains, canal & lock system, plus huge military miniatures gaming table with separate workbenches

Fares and Registration

Fare of \$65 per person includes -

- **Deluxe Motor Coach** round trip transportation from West Chester, Ohio area to all included Ohio area attractions
- **Transport, fees and admission** to the American Sign Museum, Cincinnati Streetcar ride, deluxe box lunch, waters
- **Visiting a premier layout, Sign museum, Streetcar shop, Steel slitting, Scrap yard - all never seen before on our tours!**
- **Exclusive guided tours** inside the Sign museum, Streetcar shop, Precision Steel facility and Cohen Scrap complex
- **Bonus attraction** – time permitting, we may have a short added photo stop at a related Middletown **Coke Oven** industry
- **Photos permitted most everywhere** – however no tripods, bags/packs or flashes permitted anywhere inside structures

Other Terms and Conditions -

- **Strict Safety Rules** require fully closed shoes, full length pants, long sleeve shirts - we provide helmets, vests, glasses
- Each attendee may also need to sign one or more **Liability Release Forms** – we will inform you in advance of trip
- **Umbrellas are not permitted** – you may bring caps, hooded jackets or ponchos instead
- Registration limited to **Cincinnati Division 7 members and their spouse/guest** – adult must accompany those under 18
- **Do not delay in registering** - due to venue & bus restrictions this trip is **limited to the first 47 registrants that sign up!**
- A **waitlist** will be maintained when full - refunds given after registration deadline only if replaced from waitlist
- Participants agree to promptly obey all directives of tour guides and stay with your tour sub-group during group tours
- Cincinnati Division 7 reserves the right to modify or cancel this event, especially due to matters beyond our control

Name(s) _____
Address _____ City _____ State _____ Zip _____
Home Phone _____ Cell _____ Email _____
Parked Car Make & Model: _____ Lic. Plate: _____

Total number of persons _____ x \$65 ea. = \$ _____

Number of minors (under 18 years old) _____

Pay by cash, check or money order to: Cincinnati Division 7, MCR, NMRA

Mail to:

Cincinnati Local Registrar
7367 Wheatland Meadow Ct
West Chester, OH 45069

Further information: John and Ruth Anne Burchnell johnburchnell@gmail.com Phone: (513) 205-6045

2019 DIVISION 7 CALENDAR OF EVENTS

DATES, TIMES and EVENTS subject to change. Check back often for updates. All REGULAR meetings begin at 2:00 PM

Month	Date	Location	Program / Speaker	Contests *	Layout Visits
Jan	Sun, Jan 13	Central – Kenwood – Good Shepherd Lutheran Church	Sam Swanson “Making Trees”	Model & Photo: Caboose or Passenger Car	Tom Brueggeman + Pat Homan
Feb	Sun, Feb 10	East – Anderson Township Center	Ted Goodman “Age of Steam Roundhouse”	Model & Photo: Hopper or Gondola Car	Rick Crumrine + Peter Weiglin
Mar	Sat, Mar 9 10 am – 3 pm	Annual Spring Flea Market <i>Lakota West Freshman School</i>	Dealer, Sales, Membership and Modeler Aid Booths	None	None
Apr	Sun, Apr 14	Central – Spring Grove Village Harmony Lodge	Author and Photographer Lou Sassi “Improving your Trucks and Trains”	Model & Photo: Maintenance of Way Equipment	Sam Swanson + Cinti Model Rwy Club
May	Thu, May 2 to Sun, May 5	Mid-Central Region Convention Boardman (Youngstown), Ohio	Convention Clinics, Tours and Banquet Speaker	Convention Contests	Convention Tours and Layouts
May	Sat, May 11	Annual Bus Excursion (No Regular Meeting)	tbd	None	tbd
Jun	Sun, Jun 9	Central – Kenwood – Good Shepherd Lutheran Church	tbd	Model: Flat Car(s) with Load Photo: Train on Bridge/Trestle	tbd
Jul	Sun, Jul 7 to Sun, Jul 14	NMRA National Convention Salt Lake City, Utah	National Convention Clinics, Tours, Programs, Show and Banquets	Convention Contests	Convention Tours & Train Show Layouts
Jul	Sun, Jul 21 (note date)	Northeast – Mason? tbd?	tbd	Model & Photo: Anything Goes	tbd
Aug	Sun, Aug 11	South – Erlanger, Kentucky Kenton County Library?	tbd	Model & Photo: Tank Car(s)	tbd
Sep	Sun, Sep 8	Central – Spring Grove Village Harmony Lodge	Modeler and Author Mike Tylick, MMR “Kitbash This”	Model & Photo: Locomotive(s)	Cinti Model Rwy Club + Rick Stern
Oct	Sun, Oct 6 (note date)	East – Anderson Township Center	tbd	Model & Photo: Structure(s)	Chuck Endreola + another tbd
Oct	Sat 12 – Sun 13 11 am - 5 pm	52nd Annual Fall Train Show Lakota West HS – West Chester	Cincinnati Model Train & Trade Show Booths, Layouts and Slide Show	None	Train Show Portable Layouts
Nov	Sun, Nov 10	North – West Chester Library	tbd	Model & Photo: Freight Car(s)	Eastern Loggers + an- other tbd
Dec	Sun, Dec 8	West – Westwood United Meth- odist Church?	Annual Celebration/Snackfest and Potluck Computer Slide Show	Model & Photo: Anything Goes	tbd

January's Meeting

I normally don't report about monthly meetings; allowing the elected officers to make their reports. I was especially impressed with the membership turn-out for January, considering the difficult driving conditions. That said, we still had a very large (and enthusiastic) number of model railroaders at Sunday's meeting; in fact, we even had a visitor from central Kentucky. The high points of Sunday's session were (1) Our always outstanding raffle and (2) Sam Swanson's excellent clinic on modeling trees and other layout related foliage. Sam is an outstanding modeler, who is more than willing to share his expertise. As I have mentioned before, the Raton Pass was heavily covered with tree and other foliage. Thanks Sam, this was an enjoyable and very informative session.

Speaking of Master Modelers

I continue to be impressed with the quality of models and photographs submitted for our monthly contests. I am particularly impressed by Roy Allen and Georgia Dahlberg, MMR, whose monthly entries are spectacular. I find Mr. Allen's modeling in Fn3 superb, and Georgia's work in both box-stock and kit-bash categories prove her MMR is well-deserved. Both these modelers are pushing me to improve my skills. This competition not only improves the quality of modeling for us, as individual modelers, but provides motivation for everyone in Division 7. John Burchnell has commented frequently on the coverage our layouts get in the national modeling press; my suspicion is our monthly contests do much to develop this. Now back to working on my entries for the February contest.

William Whittle, esq; Revisited

My main reason for highlighting Bill's Christmas display layout at St. James Episcopal Church, was to encourage you to find ways to promote this art-form, especially among the younger potential modelers. I used to put up a train display at our middle school during model railroad month, and an operating display in the high school library during the holiday season. Bill, with his typical modesty, thought I should have given credit to other St. James parishioners, who also assisted. Bill, there has to be someone who is willing to take charge, and that is you. Remember to bring the Santa Fe FTA next year.

W.M.P.A. is still watching

Speaking of "here we go again", there are still some derogatory comments being made about the wonderful West and its outstanding railroads. Pat Homan, Chuck Endreola, Sam Parfitt, and I are ever vigilant to the slightest indication of negativity about the West. I don't want to alarm anyone, but Chuck's cousin Vinny would like to pay a visit to any of "you'se" who don't get the message. When you speak of the Burlington, Colorado Midland, the D&RGW, the Great Northern, or the MIGHTY SANTA FE, please do so in a highly reverent manner. Pat Homan, Chuck Endreola, and I understand many of you are not up to the challenge of western modeling and we sympathize, but let's go easy on the un-warranted criticism. Vinny is also a western modeler, and you don't want to offend him. Enough said!

See you next month and "Keep 'm rolling"

Bruce

Next Meeting

2 PM Sunday February 10

Anderson Center

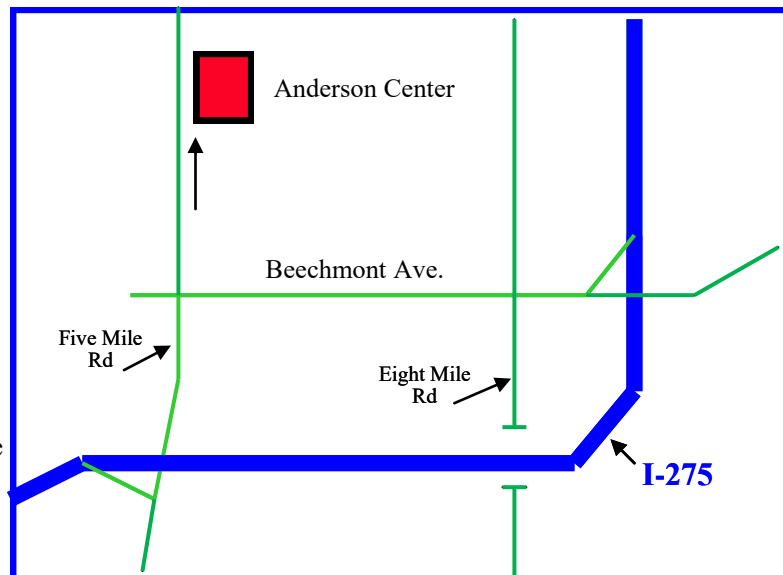
7850 Five Mile Road, 45230

Directions:

From I-275 South, take exit #65 (Beechmont Ave).
Go West to Five Mile Rd. on your right.
Anderson Center is on your right

From I-275 North, take exit #69 (Five Mile Rd).
Go North, 0.1 mile past Beechmont Ave.
Anderson Center is on your right

From the West, Take Beechmont Ave East to Five-Mile Rd., Turn Left (North) onto Five Mile Rd.
Anderson Center is 0.1 mile on your right



Coming Down the Line

Cincinnati Division 7, MCR, NMRA

2019 Schedule

NOTE: ALL REGULAR MEETINGS START AT 2 PM

(Unless otherwise notified)

<u>Date</u>	<u>Location</u>	<u>Program/Speaker</u>	<u>Layout Visits</u>	<u>Contest Topic</u>
2/10	Anderson Township Center Anderson Township	Ted Goodman <i>Age of Steam Roundhouse</i>	Rick Crumrine Peter Weiglin	<u>Models:</u> Hoppers or Gondolas <u>Photos:</u> Hoppers or Gondolas
3/9	NO March Meeting			
	<i>Annual Division 7 Flea Market at Lakota West Freshman School on Saturday March 9</i>			
4/14	Harmony Lodge Spring Grove Village	Lou Sassi <i>Improving Trucks & Trains</i>	Sam Swanson Cinti. Railway Club	<u>Models:</u> MOW Equipment <u>Photos:</u> MOW Equipment

Around the Division
2019

2/14 **Lebanon Modelers - Lebanon OH**

3/14 **Lebanon Modelers - Lebanon OH**

Region / National
2019

5/2-5/5 **MCR Regional Convention - Boardman OH**

7/7-7/13 **NMRA National Convention - Salt Lake City UT**

Modeling Problems? - Ask the Member Aid Committee

Pat Homan (513) 861-2057
Bruce Knapp (513) 941-2713

Div. 7 Hot Line(513) 662-RAIL
Div. 7 Web Sitewww.cincy-div7.org
MCR Web Sitewww.midcentral-region-nmra.org
Mail Address Cincinnati Division 7, MCR
P.O. Box 62501
Cincinnati OH 45262-0501