



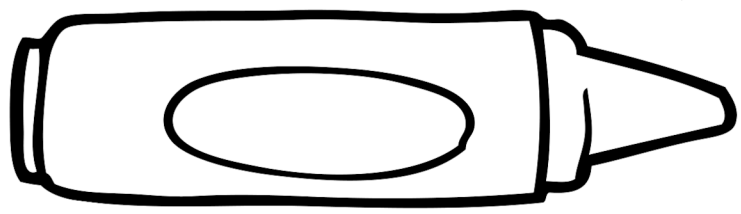
ACTIVITY PACK



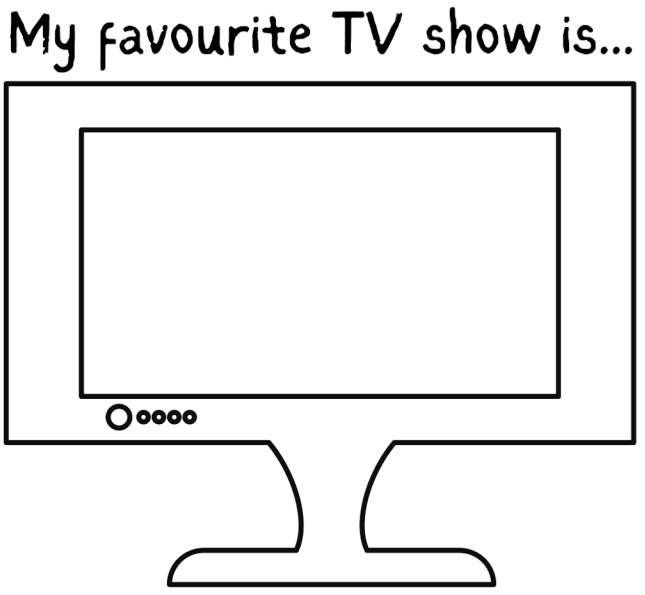


ALL about ME!


by

My favourite colour is...




This is me!






ALL ABOUT MY PET



This is my pet!



My pet's name tag


What my pet eats

3 activities I share with it

- 1 _____
- 2 _____
- 3 _____

Fun facts about my pet

- 1 _____
- 2 _____
- 3 _____



FOOD




WORD SEARCH

Find the words listed below and mark them with correct colours.

R	I	C	E	S	E	A	S	U	S	H	I
A	L	C	D	O	I	J	T	U	V	U	W
H	A	M	B	U	R	G	E	R	Y	P	Z
K	S	L	M	P	N	O	A	P	R	S	T
F	A	C	U	R	R	Y	K	Q	R	A	B
C	G	E	S	P	A	G	H	E	T	T	I
D	N	G	M	E	A	T	B	A	L	L	S
S	A	L	A	D	L	P	I	Z	Z	A	M
H	I	K	D	U	M	P	L	I	N	G	S

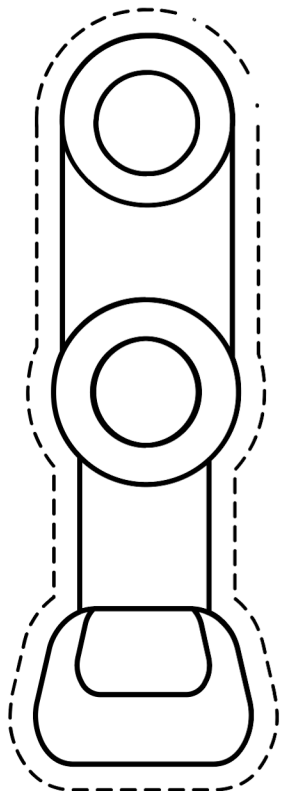
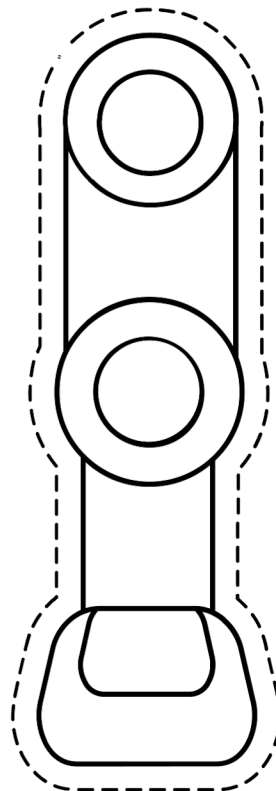
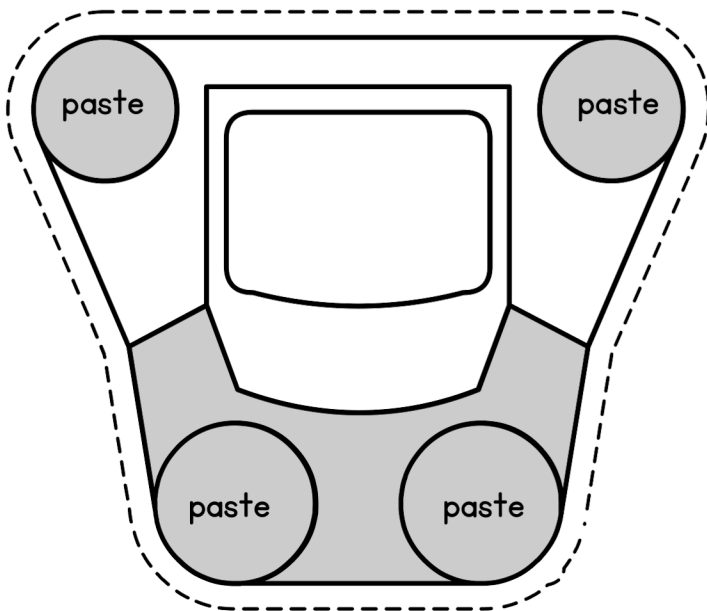
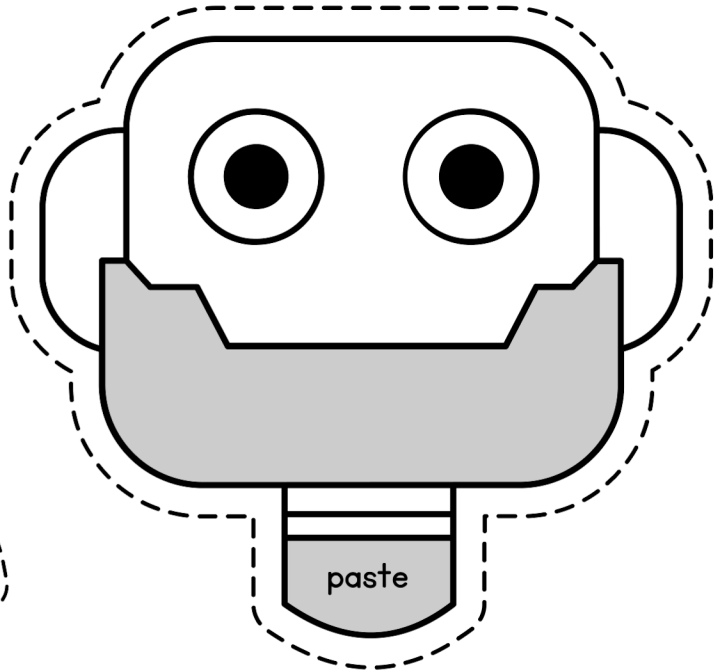
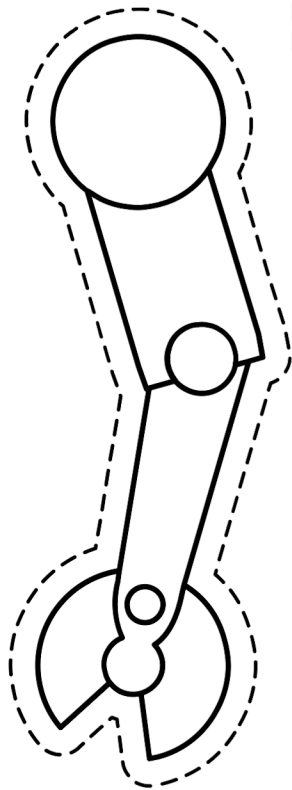
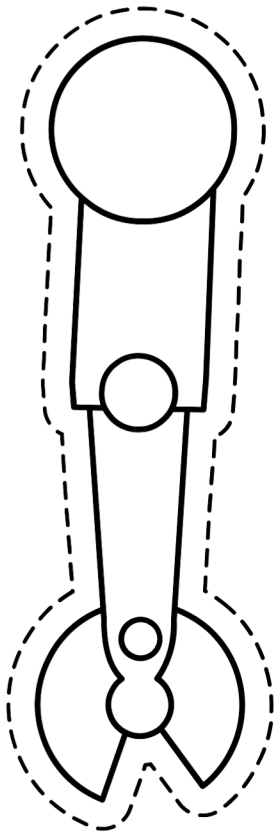
- SALAD
- PIZZA
- SOUP
- SPAGHETTI
- CURRY
- STEAK
- RICE
- DUMPLINGS
- HAMBURGER
- SUSHI
- LASAGNA
- MEATBALLS





Make Your Own Robot


Cut along the dotted lines and paste together to make your own robot. -
remember to ask parents / guardians for help with scissors



Back to School Labyrinth



Help the little girl to grab her backpack.





FREE TIME ACTIVITIES



WORD SEARCH

Find the words listed below and circle them.


T	S	K	A	T	I	N	G	Z	C		X
U	W	H	I	K	I	N	G	D	A	R	C
S	I	N	G	I	N	G	Y	A	M	E	L
C	M	M	I	S	F	W	O	N	P	A	I
A	M	N	G	K	R	I	Q	C	I	D	M
F	I	S	H	I	N	G	N	I	N	I	B
D	N	P	A	I	N	T	I	N	G	N	I
E	G	L	O	N	L	M	O	G	J	G	N
H	J	A	K	G	C	Y	C	L	I	N	G

- SINGING
- DANCING
- CAMPING
- HIKING
- SWIMMING
- READING
- FISHING
- CYCLING
- SKATING
- SKIING
- CLIMBING
- PAINTING




Color by Number

Discover numbers in the picture and color the elements according to the instructions below.



DOT TO DOT




cat



Dots

Dots is a fun game where each player takes a turn connecting one dot to another adjacent dot either horizontally or vertically. Each player takes one move at a time drawing a line. Eventually the board starts to fill with lines. Some will be connected and some not. When you can add a final line to form a square, fill in the box with your initial and take another turn. The objective is to have the most boxes with your initials.



GRAPHING COORDINATE PLANES

MY SHIPS

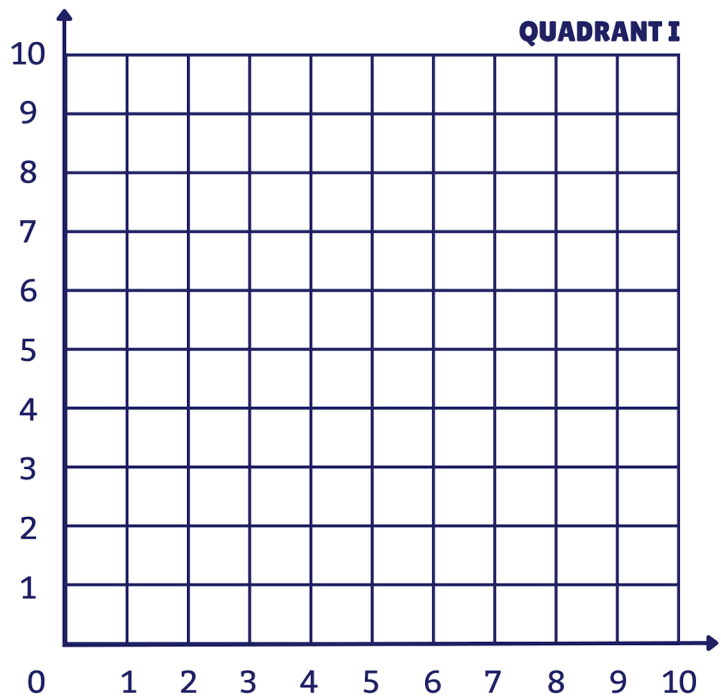
Carrier (5)

Battleship (4)

Cruiser (3)

Submarine (3)

Destroyer (2)



ENEMY SHIPS

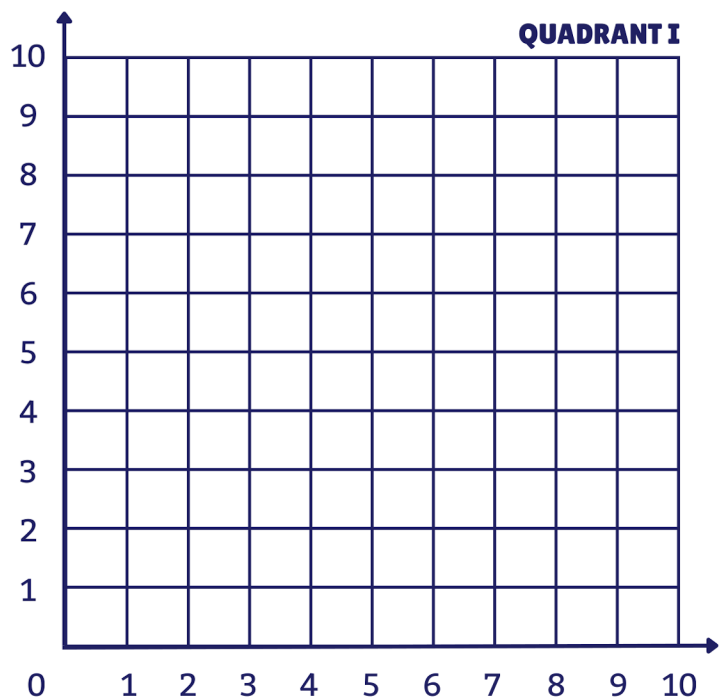
Carrier (5)

Battleship (4)

Cruiser (3)

Submarine (3)

Destroyer (2)



GRAPHING COORDINATE PLANES

MY SHIPS

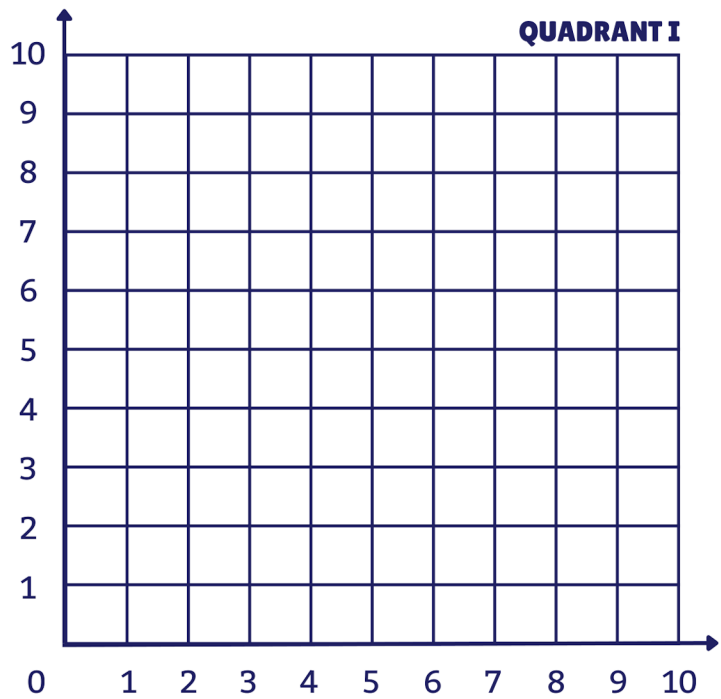
Carrier (5)

Battleship (4)

Cruiser (3)

Submarine (3)

Destroyer (2)



ENEMY SHIPS

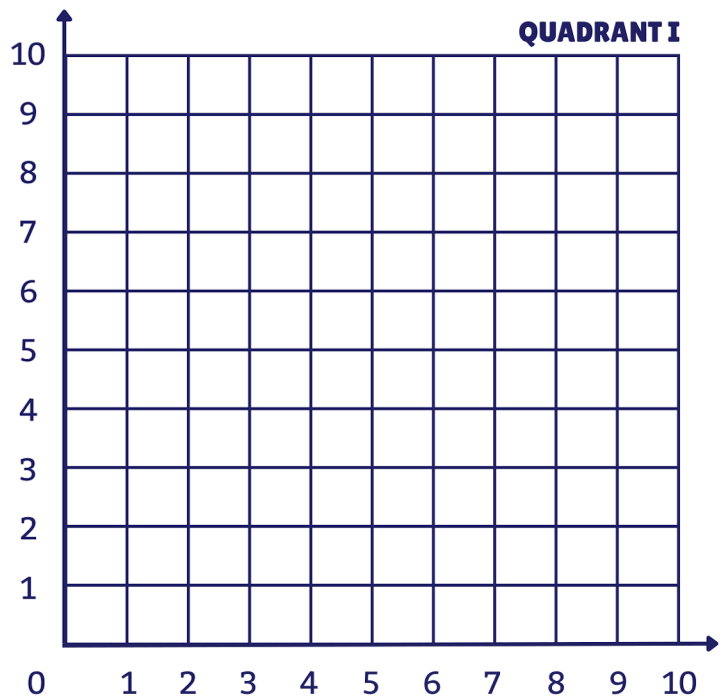
Carrier (5)

Battleship (4)

Cruiser (3)

Submarine (3)

Destroyer (2)



DIRECTIONS:

- Plot your ships and list the ordered pairs for each ship under the "My Ship" section.
- Guess ordered pairs where you think your partner, the enemy, may have a ship.
- If you are correct, plot it on the enemy ship coordinate plane.
- If you are incorrect, it becomes your partner's turn.
- Once you believe you found an entire enemy ship, write the enemy ship ordered pairs for the ship.
- First person to find all of the enemy ships first wins!

EXTENSIONS:

- Change the quadrant to add a twist.
- Change the graph to a four quadrant coordinate plane.
- Play as a whole class (students vs. teacher).


ENJOY THE GAME!

Name: _____



THE MISSING GOLD!

This leprechaun lost his pot of gold! Can you help him find it?





**HOPE YOU HAD
FUN!!!**