




261 Mountain View Dr
Colchester, VT 05446
License #: TLAB0030
802-767-7256
info@onwardanalytics.biz

Certificate of Analysis

Client Name: Full Circle Farm
License Number: CLVT-0051

Sample ID: VT9069
Sample Name: Speed Queen
Sample Lot: CLTV0250-002-004
Sample Matrix: Flower
Date Received: 4/10/2024
Date Reported: 4/17/2024
Date Tested: 4/15/2024



Total Cannabinoids

	%	mg/g
Total THC:	11.311	113.110
Total CBD:	--	--
Total Cannabinoids:	14.557	145.565

Total theoretical CBD % = (CBD%) + (CBDA% * 0.877)
Total theoretical THC % = (delta-9-THC%) + (THCA% * 0.877)

Potency

Standard potency analysis utilizing High Performance Liquid Chromatography (HPLC; SOP-024-OA) | Test ID: #26852

Analyte	% (Dry)	mg/g (Dry)	%	mg/g	LOD (mg/g)	LOQ (mg/g)
CBC	ND	ND	ND	ND	0.0003	0.0040
CBCA	0.7966	7.966	0.6876	6.876	0.0002	0.0040
CBD	ND	ND	ND	ND	0.0008	0.0040
CBDA	ND	ND	ND	ND	0.0002	0.0040
CBDV	ND	ND	ND	ND	0.0008	0.0040
CBDVA	ND	ND	ND	ND	0.0001	0.0040
CBG	< LOQ	< LOQ	< LOQ	< LOQ	0.0009	0.0040
CBGA	0.9573	9.573	0.8262	8.262	0.0001	0.0040
CBN	ND	ND	ND	ND	0.0004	0.0040
CBNA	ND	ND	ND	ND	0.0002	0.0040
D8 THC	ND	ND	ND	ND	0.0012	0.0040
D9 THC	0.6761	6.761	0.5836	5.836	0.0016	0.0049
D10 THC	ND	ND	ND	ND	0.0004	0.0040
THCA	12.1265	121.265	10.4663	104.663	0.0002	0.0040
THCV	ND	ND	ND	ND	0.0016	0.0049
THCVA	ND	ND	ND	ND	0.0002	0.0040

Moisture & Water Activity

PASS

Water Activity and Moisture Content Analysis (SOP-202-OA) | Test ID: #26853


Analyte	Result (%)	Limit	Pass/Fail
Moisture	13.69	13.00	
Water Activity	0.63	0.65	PASS

Callie Chapman

Callie Chapman
Lab Director
4/17/2024

In performing the services, Onward Analytics, ("OA") shall exercise a degree of skill and care ordinarily exercised by a reasonably prudent laboratory professional under similar circumstances. Except as set forth in the preceding sentence, client acknowledges and agrees that: (a) the services may require OA to make judgments based upon limited data rather than upon scientific certainties; (b) OA's approach, recommendations, and associated cost estimates, if any, are based on industry practices and averages; (c) OA renders its opinions with respect to observations made and data available at the time of testing; (d) ultimate outcomes could be inconsistent with OA's conclusions, results and projections; and (e) there may be additional reports relating to the site (whether prepared by OA or other parties), and reliance upon any OA report without reference to any such other reports is done at client's sole risk.






261 Mountain View Dr
Colchester, VT 05446
License #: TLAB0030
802-767-7256
info@onwardanalytics.biz

Certificate of Analysis

Client Name: Full Circle Farm
License Number: CLVT-0051

Sample ID: VT4488
Sample Name: Speed Queen
Sample Lot: CLTV0250-002-004
Sample Matrix: Flower
Date Received: 10/26/2023
Date Reported: 11/3/2023
Date Tested: 10/30/2023



Total Terpenes (%) : 2.1265

Dominant Terpenes (%)

Myrcene	0.9196
beta-caryophyllene	0.3001
alpha-Pinene	0.1765
Limonene	0.1552
beta-Pinene	0.113

Terpenes

Standard terpene analysis utilizing Gas Chromatography – Mass Spectrometry (GC-MS; SOP-069-OA) | Test ID: #11718

Analyte	Result (%)	Result (mg/g)	LOD (mg/g)	LOQ (mg/g)
3-Carene	ND	ND	0.000002	0.002
alpha-Bisabolol	0.0623	0.623	0.000003	0.002
alpha-Humulene	0.0912	0.912	0.000002	0.002
alpha-Pinene	0.1765	1.765	0.000001	0.002
alpha-Terpinene	ND	ND	0.000001	0.002
alpha-Terpinolene	ND	ND	0.000004	0.002
beta-caryophyllene	0.3001	3.001	0.000004	0.002
beta-Pinene	0.113	1.13	0.000002	0.002
Camphene	0.0412	0.412	0.000001	0.002
Caryophyllene Oxide	0.0766	0.766	0.000011	0.002
Cineole	0.0385	0.385	0.000002	0.002
gamma-Terpinene	ND	ND	0.000002	0.002
Geraniol	ND	ND	0.000008	0.002
Guaiol	0.0733	0.733	0.000007	0.002
Isopulegol	ND	ND	0.000005	0.002
Isopropyl Toluene	ND	ND	0.000003	0.002
Limonene	0.1552	1.552	0.000002	0.002
Linalool	ND	ND	0.000003	0.002
Nerolidol	ND	ND	0.000007	0.002
Myrcene	0.9196	9.196	0.000003	0.002
Ocimene	0.079	0.79	0.000002	0.002
Total Terpenes	2.1265	21.265		

Callie Chapman

Callie Chapman
Lab Director
11/3/2023

In performing the services, Onward Analytics, ("OA") shall exercise a degree of skill and care ordinarily exercised by a reasonably prudent laboratory professional under similar circumstances. Except as set forth in the preceding sentence, client acknowledges and agrees that: (a) the services may require OA to make judgements based upon limited data rather than upon scientific certainties; (b) OA's approach, recommendations, and associated cost estimates, if any, are based on industry practices and averages; (c) OA renders its opinions with respect to observations made and data available at the time of testing; (d) ultimate outcomes could be inconsistent with OA's conclusions, results and projections; and (e) there may be additional reports relating to the site (whether prepared by OA or other parties), and reliance upon any OA report without reference to any such other reports is done at client's sole risk.





261 Mountain View Dr
Colchester, VT 05446
License #: TLAB0030
802-767-7256
info@onwardanalytics.biz

Certificate of Analysis



Client Name: Full Circle Farm

License Number: CLVT-0051



Sample ID: VT6878

Sample Name: Speed Queen

Sample Lot: CLTV0250-002-004

Sample Matrix: Flower

Date Received: 10/26/2023

Date Reported: 1/29/2024

Date Tested: 1/24/2024



Pathogens

PASS

Microbiological screening utilizing qPCR (SOP-204-OA) | Test ID: #20210

Analyte	Result	Pass/Fail
A. Fumigatus	None Detected	PASS
A. Niger	None Detected	PASS
A. Flavus	None Detected	PASS
A. Terreus	None Detected	PASS
STEC	None Detected	PASS
Salmonella	None Detected	PASS

Callie Chapman

Callie Chapman
Lab Director
1/29/2024

In performing the services, Onward Analytics, ("OA") shall exercise a degree of skill and care ordinarily exercised by a reasonably prudent laboratory professional under similar circumstances. Except as set forth in the preceding sentence, client acknowledges and agrees that: (a) the services may require OA to make judgements based upon limited data rather than upon scientific certainties; (b) OA's approach, recommendations, and associated cost estimates, if any, are based on industry practices and averages; (c) OA renders its opinions with respect to observations made and data available at the time of testing; (d) ultimate outcomes could be inconsistent with OA's conclusions, results and projections; and (e) there may be additional reports relating to the site (whether prepared by OA or other parties), and reliance upon any OA report without reference to any such other reports is done at client's sole risk.





261 Mountain View Dr
Colchester, VT 05446
License #: TLAB0030
802-767-7256
info@onwardanalytics.biz

Certificate of Analysis



Client Name: Full Circle Farm

License Number: CLVT-0051



Sample ID: VT4492

Sample Name: HL2: FF,SQ,S,WSM,EL2


Sample Lot: CLTV0250-002

Sample Matrix: Flower

Date Received: 10/26/2023

Date Reported: 11/3/2023

Date Tested: 10/30/2023



Pesticides

Pass

Residual pesticide analysis utilizing Liquid Chromatography – Mass Spectrometry (LC-MSMS; SOP-070-OA) - **Limit units: ppm** | Test ID: #11731

Analyte	Pass/Fail	Result (ppm)	Limit	LOD (ppm)	LOQ (ppm)
Abamectin B1a	Pass	ND	0.10000	0.00156	0.01560
Abamectin B1b	Pass	ND	0.10000	0.00006	0.00060
Acephate	Pass	ND	0.10000	0.00168	0.01680
Acequinocyl	Pass	ND	0.10000	0.00167	0.01670
Azoxystrobin	Pass	ND	0.10000	0.00168	0.01680
Bifenazate	Pass	ND	0.10000	0.00167	0.01670
Bifenthrin	Pass	ND	3.00000	0.00167	0.01670
Carbaryl	Pass	ND	0.50000	0.00167	0.01670
Chlorpyrifos	Pass	ND	0.04000	0.00167	0.01670
Cypermethrin	Pass	ND	1.00000	0.00168	0.01680
Etoxazole	Pass	ND	0.10000	0.00168	0.01680
Imazalil	Pass	ND	0.04000	0.00167	0.01670
Imidacloprid	Pass	ND	5.00000	0.00166	0.01660
Myclobutanil	Pass	ND	0.10000	0.00167	0.01670
Spinosyn A	Pass	ND	0.10000	0.00120	0.01199
Spinosyn D	Pass	ND	0.10000	0.00042	0.00415
Pyrethrins	Pass	ND	0.50000	0.00022 0.00498 *	0.00072 0.00015 *

* Pyrethrins action limit represents sum of isomers I & II

Callie Chapman
Lab Director
11/3/2023

In performing the services, Onward Analytics, ("OA") shall exercise a degree of skill and care ordinarily exercised by a reasonably prudent laboratory professional under similar circumstances. Except as set forth in the preceding sentence, client acknowledges and agrees that: (a) the services may require OA to make judgements based upon limited data rather than upon scientific certainties; (b) OA's approach, recommendations, and associated cost estimates, if any, are based on industry practices and averages; (c) OA renders its opinions with respect to observations made and data available at the time of testing; (d) ultimate outcomes could be inconsistent with OA's conclusions, results and projections; and (e) there may be additional reports relating to the site (whether prepared by OA or other parties), and reliance upon any OA report without reference to any such other reports is done at client's sole risk.





261 Mountain View Dr
Colchester, VT 05446
License #: TLAB0030
802-767-7256
info@onwardanalytics.biz

Certificate of Analysis



Client Name: Full Circle Farm

License Number: CLVT-0051



Sample ID: VT4497

Sample Name: Farmers Daughter

Sample Lot: CLTV0250-001-005

Sample Matrix: Flower

Date Received: 10/26/2023

Date Reported: 11/3/2023

Date Tested: 10/30/2023



Total Terpenes (%) : 2.8033

Dominant Terpenes (%)

beta-caryophyllene	1.0206
Limonene	0.4792
alpha-Bisabolol	0.329
alpha-Humulene	0.2979
Linalool	0.1448

Terpenes

Standard terpene analysis utilizing Gas Chromatography – Mass Spectrometry (GC-MS; SOP-069-OA) | Test ID: #11750


Analyte	Result (%)	Result (mg/g)	LOD (mg/g)	LOQ (mg/g)
3-Carene	ND	ND	0.000002	0.002
alpha-Bisabolol	0.329	3.29	0.000003	0.002
alpha-Humulene	0.2979	2.979	0.000002	0.002
alpha-Pinene	0.0762	0.762	0.000001	0.002
alpha-Terpinene	ND	ND	0.000001	0.002
alpha-Terpinolene	0.0338	0.338	0.000004	0.002
beta-caryophyllene	1.0206	10.206	0.000004	0.002
beta-Pinene	0.1048	1.048	0.000002	0.002
Camphene	0.0479	0.479	0.000001	0.002
Caryophyllene Oxide	0.0836	0.836	0.000011	0.002
Cineole	0.025	0.25	0.000002	0.002
gamma-Terpinene	ND	ND	0.000002	0.002
Geraniol	ND	ND	0.000008	0.002
Guaiol	ND	ND	0.000007	0.002
Isopulegol	ND	ND	0.000005	0.002
Isopropyl Toluene	ND	ND	0.000003	0.002
Limonene	0.4792	4.792	0.000002	0.002
Linalool	0.1448	1.448	0.000003	0.002
Nerolidol	ND	ND	0.000007	0.002
Myrcene	0.1166	1.166	0.000003	0.002
Ocimene	0.0439	0.439	0.000002	0.002
Total Terpenes	2.8033	28.033		

Callie Chapman

Callie Chapman
Lab Director
11/3/2023

In performing the services, Onward Analytics, ("OA") shall exercise a degree of skill and care ordinarily exercised by a reasonably prudent laboratory professional under similar circumstances. Except as set forth in the preceding sentence, client acknowledges and agrees that: (a) the services may require OA to make judgements based upon limited data rather than upon scientific certainties; (b) OA's approach, recommendations, and associated cost estimates, if any, are based on industry practices and averages; (c) OA renders its opinions with respect to observations made and data available at the time of testing; (d) ultimate outcomes could be inconsistent with OA's conclusions, results and projections; and (e) there may be additional reports relating to the site (whether prepared by OA or other parties), and reliance upon any OA report without reference to any such other reports is done at client's sole risk.





261 Mountain View Dr
Colchester, VT 05446
License #: TLAB0030
802-767-7256
info@onwardanalytics.biz

Certificate of Analysis

Client Name: Full Circle Farm
License Number: CLVT-0051

Sample ID: VT4497
Sample Name: Farmers Daughter
Sample Lot: CLTV0250-001-005
Sample Matrix: Flower
Date Received: 10/26/2023
Date Reported: 11/3/2023
Date Tested: 10/30/2023



Total Cannabinoids

	%	mg/g
Total THC:	21.089	210.890
Total CBD:	--	--
Total Cannabinoids:	26.029	260.288

Total theoretical CBD % = (CBD%) + (CBDA% * 0.877)
Total theoretical THC % = (delta-9-THC%) + (THCA% * 0.877)

Potency

Standard potency analysis utilizing High Performance Liquid Chromatography (HPLC; SOP-024-OA) | Test ID: #11748

Analyte	% (Dry)	mg/g (Dry)	%	mg/g	LOD (mg/g)	LOQ (mg/g)
CBC	ND	ND	ND	ND	0.0003	0.0040
CBCA	0.8606	8.606	0.7447	7.447	0.0002	0.0040
CBD	ND	ND	ND	ND	0.0008	0.0040
CBDA	ND	ND	ND	ND	0.0002	0.0040
CBDV	ND	ND	ND	ND	0.0008	0.0040
CBDVA	ND	ND	ND	ND	0.0001	0.0040
CBG	ND	ND	ND	ND	0.0009	0.0040
CBGA	1.1214	11.214	0.9704	9.704	0.0001	0.0040
CBN	ND	ND	ND	ND	0.0004	0.0040
CBNA	ND	ND	ND	ND	0.0002	0.0040
D8 THC	ND	ND	ND	ND	0.0012	0.0040
D9 THC	< LOQ	< LOQ	< LOQ	< LOQ	0.0016	0.0049
D10 THC	ND	ND	ND	ND	0.0004	0.0040
THCA	24.0468	240.468	20.8077	208.077	0.0002	0.0040
THCV	ND	ND	ND	ND	0.0016	0.0049
THCVA	< LOQ	< LOQ	< LOQ	< LOQ	0.0002	0.0040

Moisture & Water Activity

PASS

Water Activity and Moisture Content Analysis (SOP-202-OA) | Test ID: #11749

Analyte	Result (%)	Limit	Pass/Fail
Moisture	13.47	13.00	
Water Activity	0.62	0.65	PASS

Callie Chapman

Callie Chapman
Lab Director
11/3/2023

In performing the services, Onward Analytics, ("OA") shall exercise a degree of skill and care ordinarily exercised by a reasonably prudent laboratory professional under similar circumstances. Except as set forth in the preceding sentence, client acknowledges and agrees that: (a) the services may require OA to make judgments based upon limited data rather than upon scientific certainties; (b) OA's approach, recommendations, and associated cost estimates, if any, are based on industry practices and averages; (c) OA renders its opinions with respect to observations made and data available at the time of testing; (d) ultimate outcomes could be inconsistent with OA's conclusions, results and projections; and (e) there may be additional reports relating to the site (whether prepared by OA or other parties), and reliance upon any OA report without reference to any such other reports is done at client's sole risk.





261 Mountain View Dr
Colchester, VT 05446
License #: TLAB0030
802-767-7256
info@onwardanalytics.biz

Certificate of Analysis



Client Name: Full Circle Farm

License Number: CLVT-0051



Sample ID: VT4498

Sample Name: HL1: RH,AK47,GCV,TW,FD


Sample Lot: CLTV0250-001-00

Sample Matrix: Flower

Date Received: 10/26/2023

Date Reported: 11/3/2023

Date Tested: 10/30/2023



Pesticides

Pass

Residual pesticide analysis utilizing Liquid Chromatography – Mass Spectrometry (LC-MSMS; SOP-070-OA) - **Limit units: ppm** | Test ID: #11752

Analyte	Pass/Fail	Result (ppm)	Limit	LOD (ppm)	LOQ (ppm)
Abamectin B1a	Pass	ND	0.10000	0.00156	0.01560
Abamectin B1b	Pass	ND	0.10000	0.00006	0.00060
Acephate	Pass	ND	0.10000	0.00168	0.01680
Acequinocyl	Pass	ND	0.10000	0.00167	0.01670
Azoxystrobin	Pass	ND	0.10000	0.00168	0.01680
Bifenazate	Pass	ND	0.10000	0.00167	0.01670
Bifenthrin	Pass	ND	3.00000	0.00167	0.01670
Carbaryl	Pass	ND	0.50000	0.00167	0.01670
Chlorpyrifos	Pass	ND	0.04000	0.00167	0.01670
Cypermethrin	Pass	ND	1.00000	0.00168	0.01680
Etoxazole	Pass	ND	0.10000	0.00168	0.01680
Imazalil	Pass	ND	0.04000	0.00167	0.01670
Imidacloprid	Pass	ND	5.00000	0.00166	0.01660
Myclobutanil	Pass	ND	0.10000	0.00167	0.01670
Spinosyn A	Pass	ND	0.10000	0.00120	0.01199
Spinosyn D	Pass	ND	0.10000	0.00042	0.00415
Pyrethrins	Pass	ND	0.50000	0.00022 0.00498 *	0.00072 0.00015 *

* Pyrethrins action limit represents sum of isomers I & II

Callie Chapman
Lab Director
11/3/2023

In performing the services, Onward Analytics, ("OA") shall exercise a degree of skill and care ordinarily exercised by a reasonably prudent laboratory professional under similar circumstances. Except as set forth in the preceding sentence, client acknowledges and agrees that: (a) the services may require OA to make judgements based upon limited data rather than upon scientific certainties; (b) OA's approach, recommendations, and associated cost estimates, if any, are based on industry practices and averages; (c) OA renders its opinions with respect to observations made and data available at the time of testing; (d) ultimate outcomes could be inconsistent with OA's conclusions, results and projections; and (e) there may be additional reports relating to the site (whether prepared by OA or other parties), and reliance upon any OA report without reference to any such other reports is done at client's sole risk.





261 Mountain View Dr
Colchester, VT 05446
License #: TLAB0030
802-767-7256
info@onwardanalytics.biz

Certificate of Analysis



Client Name: Full Circle Farm

License Number: CLVT-0051



Sample ID: VT4497

Sample Name: Farmers Daughter

Sample Lot: CLTV0250-001-005

Sample Matrix: Flower

Date Received: 10/26/2023

Date Reported: 11/3/2023

Date Tested: 10/30/2023



Pathogens

PASS

Microbiological screening utilizing qPCR (SOP-204-OA) | Test ID: #11751

Analyte	Result	Pass/Fail
A. Fumigatus	None Detected	PASS
A. Niger	None Detected	PASS
A. Flavus	None Detected	PASS
A. Terreus	None Detected	PASS
STEC	None Detected	PASS
Salmonella	None Detected	PASS

Callie Chapman
Lab Director
11/3/2023

In performing the services, Onward Analytics, ("OA") shall exercise a degree of skill and care ordinarily exercised by a reasonably prudent laboratory professional under similar circumstances. Except as set forth in the preceding sentence, client acknowledges and agrees that: (a) the services may require OA to make judgements based upon limited data rather than upon scientific certainties; (b) OA's approach, recommendations, and associated cost estimates, if any, are based on industry practices and averages; (c) OA renders its opinions with respect to observations made and data available at the time of testing; (d) ultimate outcomes could be inconsistent with OA's conclusions, results and projections; and (e) there may be additional reports relating to the site (whether prepared by OA or other parties), and reliance upon any OA report without reference to any such other reports is done at client's sole risk.





261 Mountain View Dr
Colchester, VT 05446
License #: TLAB0030
802-767-7256
info@onwardanalytics.biz

Certificate of Analysis



Client Name: Full Circle Farm

License Number: CLVT-0051



Sample ID: VT4494

Sample Name: AK-47

Sample Lot: CLTV0250-001-002

Sample Matrix: Flower

Date Received: 10/26/2023

Date Reported: 11/3/2023

Date Tested: 10/30/2023



Total Terpenes (%) : 2.1902

Dominant Terpenes (%)

beta-caryophyllene	0.6977
Limonene	0.3461
alpha-Humulene	0.2639
Myrcene	0.1656
alpha-Bisabolol	0.1339

Terpenes

Standard terpene analysis utilizing Gas Chromatography – Mass Spectrometry (GC-MS; SOP-069-OA) | Test ID: #11738


Analyte	Result (%)	Result (mg/g)	LOD (mg/g)	LOQ (mg/g)
3-Carene	ND	ND	0.000002	0.002
alpha-Bisabolol	0.1339	1.339	0.000003	0.002
alpha-Humulene	0.2639	2.639	0.000002	0.002
alpha-Pinene	0.0563	0.563	0.000001	0.002
alpha-Terpinene	0.0357	0.357	0.000001	0.002
alpha-Terpinolene	0.051	0.51	0.000004	0.002
beta-caryophyllene	0.6977	6.977	0.000004	0.002
beta-Pinene	0.0789	0.789	0.000002	0.002
Camphene	0.0426	0.426	0.000001	0.002
Caryophyllene Oxide	0.0797	0.797	0.000011	0.002
Cineole	0.0242	0.242	0.000002	0.002
gamma-Terpinene	ND	ND	0.000002	0.002
Geraniol	ND	ND	0.000008	0.002
Guaiol	ND	ND	0.000007	0.002
Isopulegol	ND	ND	0.000005	0.002
Isopropyl Toluene	ND	ND	0.000003	0.002
Limonene	0.3461	3.461	0.000002	0.002
Linalool	0.0834	0.834	0.000003	0.002
Nerolidol	0.0926	0.926	0.000007	0.002
Myrcene	0.1656	1.656	0.000003	0.002
Ocimene	0.0386	0.386	0.000002	0.002
Total Terpenes	2.1902	21.902		

Callie Chapman

Callie Chapman
Lab Director
11/3/2023

In performing the services, Onward Analytics, ("OA") shall exercise a degree of skill and care ordinarily exercised by a reasonably prudent laboratory professional under similar circumstances. Except as set forth in the preceding sentence, client acknowledges and agrees that: (a) the services may require OA to make judgements based upon limited data rather than upon scientific certainties; (b) OA's approach, recommendations, and associated cost estimates, if any, are based on industry practices and averages; (c) OA renders its opinions with respect to observations made and data available at the time of testing; (d) ultimate outcomes could be inconsistent with OA's conclusions, results and projections; and (e) there may be additional reports relating to the site (whether prepared by OA or other parties), and reliance upon any OA report without reference to any such other reports is done at client's sole risk.





261 Mountain View Dr
Colchester, VT 05446
License #: TLAB0030
802-767-7256
info@onwardanalytics.biz

Certificate of Analysis

Client Name: Full Circle Farm
License Number: CLVT-0051

Sample ID: VT4494
Sample Name: AK-47
Sample Lot: CLTV0250-001-002
Sample Matrix: Flower
Date Received: 10/26/2023
Date Reported: 11/3/2023
Date Tested: 10/30/2023



Total Cannabinoids

	%	mg/g
Total THC:	19.093	190.929
Total CBD:	--	--
Total Cannabinoids:	23.488	234.880

Total theoretical CBD % = (CBD%) + (CBDA% * 0.877)
Total theoretical THC % = (delta-9-THC%) + (THCA% * 0.877)

Potency

Standard potency analysis utilizing High Performance Liquid Chromatography (HPLC; SOP-024-OA) | Test ID: #11736

Analyte	% (Dry)	mg/g (Dry)	%	mg/g	LOD (mg/g)	LOQ (mg/g)
CBC	ND	ND	ND	ND	0.0003	0.0040
CBCA	0.3879	3.879	0.3353	3.353	0.0002	0.0040
CBD	ND	ND	ND	ND	0.0008	0.0040
CBDA	ND	ND	ND	ND	0.0002	0.0040
CBDV	ND	ND	ND	ND	0.0008	0.0040
CBDVA	ND	ND	ND	ND	0.0001	0.0040
CBG	< LOQ	< LOQ	< LOQ	< LOQ	0.0009	0.0040
CBGA	1.3294	13.294	1.149	11.49	0.0001	0.0040
CBN	ND	ND	ND	ND	0.0004	0.0040
CBNA	ND	ND	ND	ND	0.0002	0.0040
D8 THC	ND	ND	ND	ND	0.0012	0.0040
D9 THC	< LOQ	< LOQ	< LOQ	< LOQ	0.0016	0.0049
D10 THC	ND	ND	ND	ND	0.0004	0.0040
THCA	21.7707	217.707	18.8164	188.164	0.0002	0.0040
THCV	ND	ND	ND	ND	0.0016	0.0049
THCVA	< LOQ	< LOQ	< LOQ	< LOQ	0.0002	0.0040

Moisture & Water Activity

PASS

Water Activity and Moisture Content Analysis (SOP-202-OA) | Test ID: #11737

Analyte	Result (%)	Limit	Pass/Fail
Moisture	13.57	13.00	PASS
Water Activity	0.62	0.65	

Callie Chapman

Callie Chapman
Lab Director
11/3/2023

In performing the services, Onward Analytics, ("OA") shall exercise a degree of skill and care ordinarily exercised by a reasonably prudent laboratory professional under similar circumstances. Except as set forth in the preceding sentence, client acknowledges and agrees that: (a) the services may require OA to make judgments based upon limited data rather than upon scientific certainties; (b) OA's approach, recommendations, and associated cost estimates, if any, are based on industry practices and averages; (c) OA renders its opinions with respect to observations made and data available at the time of testing; (d) ultimate outcomes could be inconsistent with OA's conclusions, results and projections; and (e) there may be additional reports relating to the site (whether prepared by OA or other parties), and reliance upon any OA report without reference to any such other reports is done at client's sole risk.





261 Mountain View Dr
Colchester, VT 05446
License #: TLAB0030
802-767-7256
info@onwardanalytics.biz

Certificate of Analysis



Client Name: Full Circle Farm

License Number: CLVT-0051



Sample ID: VT4498

Sample Name: HL1: RH,AK47,GCV,TW,FD

Sample Lot: CLTV0250-001-00

Sample Matrix: Flower

Date Received: 10/26/2023

Date Reported: 11/3/2023

Date Tested: 10/30/2023



Pesticides

Pass

Residual pesticide analysis utilizing Liquid Chromatography – Mass Spectrometry (LC-MSMS; SOP-070-OA) - **Limit units: ppm** | Test ID: #11752

Analyte	Pass/Fail	Result (ppm)	Limit	LOD (ppm)	LOQ (ppm)
Abamectin B1a	Pass	ND	0.10000	0.00156	0.01560
Abamectin B1b	Pass	ND	0.10000	0.00006	0.00060
Acephate	Pass	ND	0.10000	0.00168	0.01680
Acequinocyl	Pass	ND	0.10000	0.00167	0.01670
Azoxystrobin	Pass	ND	0.10000	0.00168	0.01680
Bifenazate	Pass	ND	0.10000	0.00167	0.01670
Bifenthrin	Pass	ND	3.00000	0.00167	0.01670
Carbaryl	Pass	ND	0.50000	0.00167	0.01670
Chlorpyrifos	Pass	ND	0.04000	0.00167	0.01670
Cypermethrin	Pass	ND	1.00000	0.00168	0.01680
Etoxazole	Pass	ND	0.10000	0.00168	0.01680
Imazalil	Pass	ND	0.04000	0.00167	0.01670
Imidacloprid	Pass	ND	5.00000	0.00166	0.01660
Myclobutanil	Pass	ND	0.10000	0.00167	0.01670
Spinosyn A	Pass	ND	0.10000	0.00120	0.01199
Spinosyn D	Pass	ND	0.10000	0.00042	0.00415
Pyrethrins	Pass	ND	0.50000	0.00022 0.00498 *	0.00072 0.00015 *

* Pyrethrins action limit represents sum of isomers I & II

Callie Chapman

Callie Chapman
Lab Director
11/3/2023

In performing the services, Onward Analytics, ("OA") shall exercise a degree of skill and care ordinarily exercised by a reasonably prudent laboratory professional under similar circumstances. Except as set forth in the preceding sentence, client acknowledges and agrees that: (a) the services may require OA to make judgements based upon limited data rather than upon scientific certainties; (b) OA's approach, recommendations, and associated cost estimates, if any, are based on industry practices and averages; (c) OA renders its opinions with respect to observations made and data available at the time of testing; (d) ultimate outcomes could be inconsistent with OA's conclusions, results and projections; and (e) there may be additional reports relating to the site (whether prepared by OA or other parties), and reliance upon any OA report without reference to any such other reports is done at client's sole risk.





261 Mountain View Dr
Colchester, VT 05446
License #: TLAB0030
802-767-7256
info@onwardanalytics.biz

Certificate of Analysis



Client Name: Full Circle Farm

License Number: CLVT-0051



Sample ID: VT4494

Sample Name: AK-47

Sample Lot: CLTV0250-001-002

Sample Matrix: Flower

Date Received: 10/26/2023

Date Reported: 11/3/2023

Date Tested: 10/30/2023



Pathogens

PASS

Microbiological screening utilizing qPCR (SOP-204-OA) | Test ID: #11739

Analyte	Result	Pass/Fail
A. Fumigatus	None Detected	PASS
A. Niger	None Detected	PASS
A. Flavus	None Detected	PASS
A. Terreus	None Detected	PASS
STEC	None Detected	PASS
Salmonella	None Detected	PASS

Callie Chapman
Lab Director
11/3/2023

In performing the services, Onward Analytics, ("OA") shall exercise a degree of skill and care ordinarily exercised by a reasonably prudent laboratory professional under similar circumstances. Except as set forth in the preceding sentence, client acknowledges and agrees that: (a) the services may require OA to make judgements based upon limited data rather than upon scientific certainties; (b) OA's approach, recommendations, and associated cost estimates, if any, are based on industry practices and averages; (c) OA renders its opinions with respect to observations made and data available at the time of testing; (d) ultimate outcomes could be inconsistent with OA's conclusions, results and projections; and (e) there may be additional reports relating to the site (whether prepared by OA or other parties), and reliance upon any OA report without reference to any such other reports is done at client's sole risk.





261 Mountain View Dr
Colchester, VT 05446
License #: TLAB0030
802-767-7256
info@onwardanalytics.biz

Certificate of Analysis



Client Name: Full Circle Farm

License Number: CLVT-0051



Sample ID: VT4495

Sample Name: Green Crack


Sample Lot: CLTV0250-001-003

Sample Matrix: Flower

Date Received: 10/26/2023

Date Reported: 11/3/2023

Date Tested: 10/30/2023



Total Terpenes (%) : 2.6138

Dominant Terpenes (%)

beta-caryophyllene	0.7099
Myrcene	0.4334
Limonene	0.3719
alpha-Bisabolol	0.2637
alpha-Humulene	0.2449

Terpenes

Standard terpene analysis utilizing Gas Chromatography – Mass Spectrometry (GC-MS; SOP-069-OA) | Test ID: #11742


Analyte	Result (%)	Result (mg/g)	LOD (mg/g)	LOQ (mg/g)
3-Carene	ND	ND	0.000002	0.002
alpha-Bisabolol	0.2637	2.637	0.000003	0.002
alpha-Humulene	0.2449	2.449	0.000002	0.002
alpha-Pinene	0.0601	0.601	0.000001	0.002
alpha-Terpinene	ND	ND	0.000001	0.002
alpha-Terpinolene	ND	ND	0.000004	0.002
beta-caryophyllene	0.7099	7.099	0.000004	0.002
beta-Pinene	0.0839	0.839	0.000002	0.002
Camphene	0.0446	0.446	0.000001	0.002
Caryophyllene Oxide	0.0799	0.799	0.000011	0.002
Cineole	0.0334	0.334	0.000002	0.002
gamma-Terpinene	ND	ND	0.000002	0.002
Geraniol	ND	ND	0.000008	0.002
Guaiol	0.0854	0.854	0.000007	0.002
Isopulegol	ND	ND	0.000005	0.002
Isopropyl Toluene	ND	ND	0.000003	0.002
Limonene	0.3719	3.719	0.000002	0.002
Linalool	0.0858	0.858	0.000003	0.002
Nerolidol	0.1169	1.169	0.000007	0.002
Myrcene	0.4334	4.334	0.000003	0.002
Ocimene	ND	ND	0.000002	0.002
Total Terpenes	2.6138	26.138		

Callie Chapman

Callie Chapman
Lab Director
11/3/2023

In performing the services, Onward Analytics, ("OA") shall exercise a degree of skill and care ordinarily exercised by a reasonably prudent laboratory professional under similar circumstances. Except as set forth in the preceding sentence, client acknowledges and agrees that: (a) the services may require OA to make judgements based upon limited data rather than upon scientific certainties; (b) OA's approach, recommendations, and associated cost estimates, if any, are based on industry practices and averages; (c) OA renders its opinions with respect to observations made and data available at the time of testing; (d) ultimate outcomes could be inconsistent with OA's conclusions, results and projections; and (e) there may be additional reports relating to the site (whether prepared by OA or other parties), and reliance upon any OA report without reference to any such other reports is done at client's sole risk.






261 Mountain View Dr
Colchester, VT 05446
License #: TLAB0030
802-767-7256
info@onwardanalytics.biz

Certificate of Analysis

Client Name: Full Circle Farm
License Number: CLVT-0051

Sample ID: VT4495
Sample Name: Green Crack
Sample Lot: CLTV0250-001-003
Sample Matrix: Flower
Date Received: 10/26/2023
Date Reported: 11/3/2023
Date Tested: 10/30/2023



Total Cannabinoids

	%	mg/g
Total THC:	20.479	204.787
Total CBD:	--	--
Total Cannabinoids:	25.547	255.469

Total theoretical CBD % = (CBD%) + (CBDA% * 0.877)
Total theoretical THC % = (delta-9-THC%) + (THCA% * 0.877)

Potency

Standard potency analysis utilizing High Performance Liquid Chromatography (HPLC; SOP-024-OA) | Test ID: #11740

Analyte	% (Dry)	mg/g (Dry)	%	mg/g	LOD (mg/g)	LOQ (mg/g)
CBC	ND	ND	ND	ND	0.0003	0.0040
CBCA	0.3312	3.312	0.2862	2.862	0.0002	0.0040
CBD	< LOQ	< LOQ	< LOQ	< LOQ	0.0008	0.0040
CBDA	ND	ND	ND	ND	0.0002	0.0040
CBDV	ND	ND	ND	ND	0.0008	0.0040
CBDVA	ND	ND	ND	ND	0.0001	0.0040
CBG	< LOQ	< LOQ	< LOQ	< LOQ	0.0009	0.0040
CBGA	1.5574	15.574	1.346	13.46	0.0001	0.0040
CBN	ND	ND	ND	ND	0.0004	0.0040
CBNA	ND	ND	ND	ND	0.0002	0.0040
D8 THC	ND	ND	ND	ND	0.0012	0.0040
D9 THC	0.3847	3.847	0.3325	3.325	0.0016	0.0049
D10 THC	ND	ND	ND	ND	0.0004	0.0040
THCA	22.9122	229.122	19.803	198.03	0.0002	0.0040
THCV	ND	ND	ND	ND	0.0016	0.0049
THCVA	0.3614	3.614	0.3124	3.124	0.0002	0.0040

Moisture & Water Activity

PASS

Water Activity and Moisture Content Analysis (SOP-202-OA) | Test ID: #11741


Analyte	Result (%)	Limit	Pass/Fail
Moisture	13.57	13.00	
Water Activity	0.62	0.65	PASS

Callie Chapman

Callie Chapman
Lab Director
11/3/2023

In performing the services, Onward Analytics, ("OA") shall exercise a degree of skill and care ordinarily exercised by a reasonably prudent laboratory professional under similar circumstances. Except as set forth in the preceding sentence, client acknowledges and agrees that: (a) the services may require OA to make judgments based upon limited data rather than upon scientific certainties; (b) OA's approach, recommendations, and associated cost estimates, if any, are based on industry practices and averages; (c) OA renders its opinions with respect to observations made and data available at the time of testing; (d) ultimate outcomes could be inconsistent with OA's conclusions, results and projections; and (e) there may be additional reports relating to the site (whether prepared by OA or other parties), and reliance upon any OA report without reference to any such other reports is done at client's sole risk.





261 Mountain View Dr
Colchester, VT 05446
License #: TLAB0030
802-767-7256
info@onwardanalytics.biz

Certificate of Analysis



Client Name: Full Circle Farm

License Number: CLVT-0051



Sample ID: VT4498

Sample Name: HL1: RH,AK47,GCV,TW,FD


Sample Lot: CLTV0250-001-00

Sample Matrix: Flower

Date Received: 10/26/2023

Date Reported: 11/3/2023

Date Tested: 10/30/2023



Pesticides

Pass

Residual pesticide analysis utilizing Liquid Chromatography – Mass Spectrometry (LC-MSMS; SOP-070-OA) - **Limit units: ppm** | Test ID: #11752

Analyte	Pass/Fail	Result (ppm)	Limit	LOD (ppm)	LOQ (ppm)
Abamectin B1a	Pass	ND	0.10000	0.00156	0.01560
Abamectin B1b	Pass	ND	0.10000	0.00006	0.00060
Acephate	Pass	ND	0.10000	0.00168	0.01680
Acequinocyl	Pass	ND	0.10000	0.00167	0.01670
Azoxystrobin	Pass	ND	0.10000	0.00168	0.01680
Bifenazate	Pass	ND	0.10000	0.00167	0.01670
Bifenthrin	Pass	ND	3.00000	0.00167	0.01670
Carbaryl	Pass	ND	0.50000	0.00167	0.01670
Chlorpyrifos	Pass	ND	0.04000	0.00167	0.01670
Cypermethrin	Pass	ND	1.00000	0.00168	0.01680
Etoxazole	Pass	ND	0.10000	0.00168	0.01680
Imazalil	Pass	ND	0.04000	0.00167	0.01670
Imidacloprid	Pass	ND	5.00000	0.00166	0.01660
Myclobutanil	Pass	ND	0.10000	0.00167	0.01670
Spinosyn A	Pass	ND	0.10000	0.00120	0.01199
Spinosyn D	Pass	ND	0.10000	0.00042	0.00415
Pyrethrins	Pass	ND	0.50000	0.00022 0.00498 *	0.00072 0.00015 *

* Pyrethrins action limit represents sum of isomers I & II

Callie Chapman
Lab Director
11/3/2023

In performing the services, Onward Analytics, ("OA") shall exercise a degree of skill and care ordinarily exercised by a reasonably prudent laboratory professional under similar circumstances. Except as set forth in the preceding sentence, client acknowledges and agrees that: (a) the services may require OA to make judgements based upon limited data rather than upon scientific certainties; (b) OA's approach, recommendations, and associated cost estimates, if any, are based on industry practices and averages; (c) OA renders its opinions with respect to observations made and data available at the time of testing; (d) ultimate outcomes could be inconsistent with OA's conclusions, results and projections; and (e) there may be additional reports relating to the site (whether prepared by OA or other parties), and reliance upon any OA report without reference to any such other reports is done at client's sole risk.





261 Mountain View Dr
Colchester, VT 05446
License #: TLAB0030
802-767-7256
info@onwardanalytics.biz

Certificate of Analysis



Client Name: Full Circle Farm

License Number: CLVT-0051



Sample ID: VT4495

Sample Name: Green Crack

Sample Lot: CLTV0250-001-003

Sample Matrix: Flower

Date Received: 10/26/2023

Date Reported: 11/3/2023

Date Tested: 10/30/2023



Pathogens

PASS


Microbiological screening utilizing qPCR (SOP-204-OA) | Test ID: #11743

Analyte	Result	Pass/Fail
A. Fumigatus	None Detected	PASS
A. Niger	None Detected	PASS
A. Flavus	None Detected	PASS
A. Terreus	None Detected	PASS
STEC	None Detected	PASS
Salmonella	None Detected	PASS

Callie Chapman
Lab Director
11/3/2023

In performing the services, Onward Analytics, ("OA") shall exercise a degree of skill and care ordinarily exercised by a reasonably prudent laboratory professional under similar circumstances. Except as set forth in the preceding sentence, client acknowledges and agrees that: (a) the services may require OA to make judgements based upon limited data rather than upon scientific certainties; (b) OA's approach, recommendations, and associated cost estimates, if any, are based on industry practices and averages; (c) OA renders its opinions with respect to observations made and data available at the time of testing; (d) ultimate outcomes could be inconsistent with OA's conclusions, results and projections; and (e) there may be additional reports relating to the site (whether prepared by OA or other parties), and reliance upon any OA report without reference to any such other reports is done at client's sole risk.





261 Mountain View Dr
Colchester, VT 05446
License #: TLAB0030
802-767-7256
info@onwardanalytics.biz

Certificate of Analysis

Client Name: Full Circle Farm
License Number: CLVT-0051

Sample ID: VT4493
Sample Name: Royal Highness
Sample Lot: CLTV0250-001-001
Sample Matrix: Flower
Date Received: 10/26/2023
Date Reported: 11/3/2023
Date Tested: 10/30/2023



Total Terpenes (%) : 2.8843

Dominant Terpenes (%)

beta-caryophyllene	1.1545
Limonene	0.4099
Myrcene	0.367
alpha-Humulene	0.3266
Linalool	0.1459

Terpenes

Standard terpene analysis utilizing Gas Chromatography – Mass Spectrometry (GC-MS; SOP-069-OA) | Test ID: #11734


Analyte	Result (%)	Result (mg/g)	LOD (mg/g)	LOQ (mg/g)
3-Carene	ND	ND	0.000002	0.002
alpha-Bisabolol	0.0636	0.636	0.000003	0.002
alpha-Humulene	0.3266	3.266	0.000002	0.002
alpha-Pinene	0.0966	0.966	0.000001	0.002
alpha-Terpinene	ND	ND	0.000001	0.002
alpha-Terpinolene	0.0308	0.308	0.000004	0.002
beta-caryophyllene	1.1545	11.545	0.000004	0.002
beta-Pinene	0.0987	0.987	0.000002	0.002
Camphene	0.0437	0.437	0.000001	0.002
Caryophyllene Oxide	0.0878	0.878	0.000011	0.002
Cineole	ND	ND	0.000002	0.002
gamma-Terpinene	ND	ND	0.000002	0.002
Geraniol	ND	ND	0.000008	0.002
Guaiol	ND	ND	0.000007	0.002
Isopulegol	ND	ND	0.000005	0.002
Isopropyl Toluene	ND	ND	0.000003	0.002
Limonene	0.4099	4.099	0.000002	0.002
Linalool	0.1459	1.459	0.000003	0.002
Nerolidol	ND	ND	0.000007	0.002
Myrcene	0.367	3.67	0.000003	0.002
Ocimene	0.0592	0.592	0.000002	0.002
Total Terpenes	2.8843	28.843		

Callie Chapman

Callie Chapman
Lab Director
11/3/2023

In performing the services, Onward Analytics, ("OA") shall exercise a degree of skill and care ordinarily exercised by a reasonably prudent laboratory professional under similar circumstances. Except as set forth in the preceding sentence, client acknowledges and agrees that: (a) the services may require OA to make judgements based upon limited data rather than upon scientific certainties; (b) OA's approach, recommendations, and associated cost estimates, if any, are based on industry practices and averages; (c) OA renders its opinions with respect to observations made and data available at the time of testing; (d) ultimate outcomes could be inconsistent with OA's conclusions, results and projections; and (e) there may be additional reports relating to the site (whether prepared by OA or other parties), and reliance upon any OA report without reference to any such other reports is done at client's sole risk.





261 Mountain View Dr
Colchester, VT 05446
License #: TLAB0030
802-767-7256
info@onwardanalytics.biz

Certificate of Analysis

Client Name: Full Circle Farm
License Number: CLVT-0051

Sample ID: VT4493
Sample Name: Royal Highness
Sample Lot: CLTV0250-001-001
Sample Matrix: Flower
Date Received: 10/26/2023
Date Reported: 11/3/2023
Date Tested: 10/30/2023



Total Cannabinoids

	%	mg/g
Total THC:	21.433	214.330
Total CBD:	--	--
Total Cannabinoids:	25.295	252.950

Total theoretical CBD % = (CBD%) + (CBDA% * 0.877)
Total theoretical THC % = (delta-9-THC%) + (THCA% * 0.877)

Potency

Standard potency analysis utilizing High Performance Liquid Chromatography (HPLC; SOP-024-OA) | Test ID: #11732

Analyte	% (Dry)	mg/g (Dry)	%	mg/g	LOD (mg/g)	LOQ (mg/g)
CBC	ND	ND	ND	ND	0.0003	0.0040
CBCA	0.5142	5.142	0.4453	4.453	0.0002	0.0040
CBD	< LOQ	< LOQ	< LOQ	< LOQ	0.0008	0.0040
CBDA	ND	ND	ND	ND	0.0002	0.0040
CBDV	ND	ND	ND	ND	0.0008	0.0040
CBDVA	ND	ND	ND	ND	0.0001	0.0040
CBG	< LOQ	< LOQ	< LOQ	< LOQ	0.0009	0.0040
CBGA	0.4041	4.041	0.35	3.5	0.0001	0.0040
CBN	ND	ND	ND	ND	0.0004	0.0040
CBNA	ND	ND	ND	ND	0.0002	0.0040
D8 THC	ND	ND	ND	ND	0.0012	0.0040
D9 THC	0.444	4.44	0.3846	3.846	0.0016	0.0049
D10 THC	ND	ND	ND	ND	0.0004	0.0040
THCA	23.9327	239.327	20.7281	207.281	0.0002	0.0040
THCV	ND	ND	ND	ND	0.0016	0.0049
THCVA	ND	ND	ND	ND	0.0002	0.0040

Moisture & Water Activity

PASS

Water Activity and Moisture Content Analysis (SOP-202-OA) | Test ID: #11733


Analyte	Result (%)	Limit	Pass/Fail
Moisture	13.39	13.00	
Water Activity	0.61	0.65	PASS

Callie Chapman

Callie Chapman
Lab Director
11/3/2023

In performing the services, Onward Analytics, ("OA") shall exercise a degree of skill and care ordinarily exercised by a reasonably prudent laboratory professional under similar circumstances. Except as set forth in the preceding sentence, client acknowledges and agrees that: (a) the services may require OA to make judgments based upon limited data rather than upon scientific certainties; (b) OA's approach, recommendations, and associated cost estimates, if any, are based on industry practices and averages; (c) OA renders its opinions with respect to observations made and data available at the time of testing; (d) ultimate outcomes could be inconsistent with OA's conclusions, results and projections; and (e) there may be additional reports relating to the site (whether prepared by OA or other parties), and reliance upon any OA report without reference to any such other reports is done at client's sole risk.





261 Mountain View Dr
Colchester, VT 05446
License #: TLAB0030
802-767-7256
info@onwardanalytics.biz

Certificate of Analysis



Client Name: Full Circle Farm

License Number: CLVT-0051



Sample ID: VT4498

Sample Name: HL1: RH,AK47,GCV,TW,FD


Sample Lot: CLTV0250-001-00

Sample Matrix: Flower

Date Received: 10/26/2023

Date Reported: 11/3/2023

Date Tested: 10/30/2023



Pesticides

Pass

Residual pesticide analysis utilizing Liquid Chromatography – Mass Spectrometry (LC-MSMS; SOP-070-OA) - **Limit units: ppm** | Test ID: #11752

Analyte	Pass/Fail	Result (ppm)	Limit	LOD (ppm)	LOQ (ppm)
Abamectin B1a	Pass	ND	0.10000	0.00156	0.01560
Abamectin B1b	Pass	ND	0.10000	0.00006	0.00060
Acephate	Pass	ND	0.10000	0.00168	0.01680
Acequinocyl	Pass	ND	0.10000	0.00167	0.01670
Azoxystrobin	Pass	ND	0.10000	0.00168	0.01680
Bifenazate	Pass	ND	0.10000	0.00167	0.01670
Bifenthrin	Pass	ND	3.00000	0.00167	0.01670
Carbaryl	Pass	ND	0.50000	0.00167	0.01670
Chlorpyrifos	Pass	ND	0.04000	0.00167	0.01670
Cypermethrin	Pass	ND	1.00000	0.00168	0.01680
Etoxazole	Pass	ND	0.10000	0.00168	0.01680
Imazalil	Pass	ND	0.04000	0.00167	0.01670
Imidacloprid	Pass	ND	5.00000	0.00166	0.01660
Myclobutanil	Pass	ND	0.10000	0.00167	0.01670
Spinosyn A	Pass	ND	0.10000	0.00120	0.01199
Spinosyn D	Pass	ND	0.10000	0.00042	0.00415
Pyrethrins	Pass	ND	0.50000	0.00022 0.00498 *	0.00072 0.00015 *

* Pyrethrins action limit represents sum of isomers I & II

Callie Chapman
Lab Director
11/3/2023

In performing the services, Onward Analytics, ("OA") shall exercise a degree of skill and care ordinarily exercised by a reasonably prudent laboratory professional under similar circumstances. Except as set forth in the preceding sentence, client acknowledges and agrees that: (a) the services may require OA to make judgements based upon limited data rather than upon scientific certainties; (b) OA's approach, recommendations, and associated cost estimates, if any, are based on industry practices and averages; (c) OA renders its opinions with respect to observations made and data available at the time of testing; (d) ultimate outcomes could be inconsistent with OA's conclusions, results and projections; and (e) there may be additional reports relating to the site (whether prepared by OA or other parties), and reliance upon any OA report without reference to any such other reports is done at client's sole risk.





261 Mountain View Dr
Colchester, VT 05446
License #: TLAB0030
802-767-7256
info@onwardanalytics.biz

Certificate of Analysis



Client Name: Full Circle Farm

License Number: CLVT-0051



Sample ID: VT4493

Sample Name: Royal Highness

Sample Lot: CLTV0250-001-001

Sample Matrix: Flower

Date Received: 10/26/2023

Date Reported: 11/3/2023

Date Tested: 10/30/2023



Pathogens

PASS

Microbiological screening utilizing qPCR (SOP-204-OA) | Test ID: #11735

Analyte	Result	Pass/Fail
A. Fumigatus	None Detected	PASS
A. Niger	None Detected	PASS
A. Flavus	None Detected	PASS
A. Terreus	None Detected	PASS
STEC	None Detected	PASS
Salmonella	None Detected	PASS

Callie Chapman
Lab Director
11/3/2023

In performing the services, Onward Analytics, ("OA") shall exercise a degree of skill and care ordinarily exercised by a reasonably prudent laboratory professional under similar circumstances. Except as set forth in the preceding sentence, client acknowledges and agrees that: (a) the services may require OA to make judgements based upon limited data rather than upon scientific certainties; (b) OA's approach, recommendations, and associated cost estimates, if any, are based on industry practices and averages; (c) OA renders its opinions with respect to observations made and data available at the time of testing; (d) ultimate outcomes could be inconsistent with OA's conclusions, results and projections; and (e) there may be additional reports relating to the site (whether prepared by OA or other parties), and reliance upon any OA report without reference to any such other reports is done at client's sole risk.

