


CONCORD
ENGINEERED HARDWOOD



Hardwood

ENHANCED BEAUTY

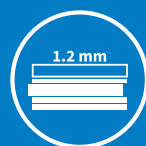
Natural, durable, beautiful—hardwood by Power Dekor is engineered to last for decades, without the warping and moisture-related problems experienced with solid hardwood.



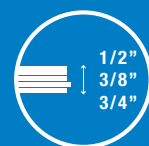
INTRODUCING
CONCORD

ENGINEERED HARDWOOD

9 hand scraped engineered hardwood planks with multiple thickness and construction types.




1.2MM TOP LAYER
Made with real wood



MULTIPLE THICKNESS
Versatile and sturdy




HAND SCRAPED TEXTURES
Unique and rustic look



RESIDENTIAL WARRANTY
Multiple residential warranties



INSTALLATION
Above, below, or on grade



Concord


ENGINEERED HARDWOOD



PDH026 Washford 5-1/4" x RL 47-1/4"




PDH028 Camberley 5-3/4" x RL 47-1/4"




PDH021 Walston 3-1/2" x RL 35-1/2"




PDH025 Eaglesham 4-3/4" x RL 47-1/4"




PDH024 Marden 4-3/4" x RL 47-1/4"




PDH023 Reynolds 4-3/4" x RL 47-1/4"



PDH029 Clarkston 4-3/4" x RL 47-1/4"



PDH027 Chathill 4-7/8" x RL 47-1/4"



PDH022 Pickmere 4-3/4" x RL 47-1/4"

HARDWOOD

Walston

PDH021



3-1/2" x RL 35-1/2" planks

(P) (H) (S)

HARDWOOD

Pickmere

PDH022



4-3/4" x RL 47-1/4" planks

(P) (H) (S)

Reynolds

PDH023



4-3/4" x RL 47-1/4" planks

(P) (H) (S)

HARDWOOD

Marden

PDH024




4-3/4" x RL 47-1/4" planks

(S)

Eaglesham

PDH025



4-3/4" x RL 47-1/4" planks



HARDWOOD

Washford

PDH026



5-1/4" x RL 47-1/4" planks



Chathill

PDH027



4-7/8" x RL 47-1/4" planks

HARDWOOD

Camberley

PDH028



5-3/4" x RL 47-1/4" planks

Clarkston

PDH029



4-3/4" x RL 47-1/4" planks

(P) (S)

Concord Construction

Texture: Hand Scraped | Smooth

Construction:

- (P) Multi-Plywood Core
- (H) HDF Core
- (S) Solid Core

Total Thickness:

- (P) 1/2"
- (H) 3/8"
- (S) 3/4"

Veneer: 1.2mm

Species: Birch | Sapele | Walnut

Edge Profile: V-Bevel

Finish: PU Coating with Aluminum Oxide

Joint Locking System:

- (P) Tongue & Groove
- (H) Click-Lock
- (S) Tongue & Groove

Installation Method:

Glue Down | Floating | Nail Down | Staple

Installation Level: On | Above | Below Grade

Warranty:

- (P) 40 Year Residential
- (H) 30 Year Residential
- (S) 50 Year Residential

Coordinating Moldings Available

PU Coating with Aluminum Oxide

Pre-finished Hardwood Veneer

Multi -Plywood Core

Backing Layer for Stability

