

---

**Text and graphic  
features  
with Mr. Gonzalez**

---

---

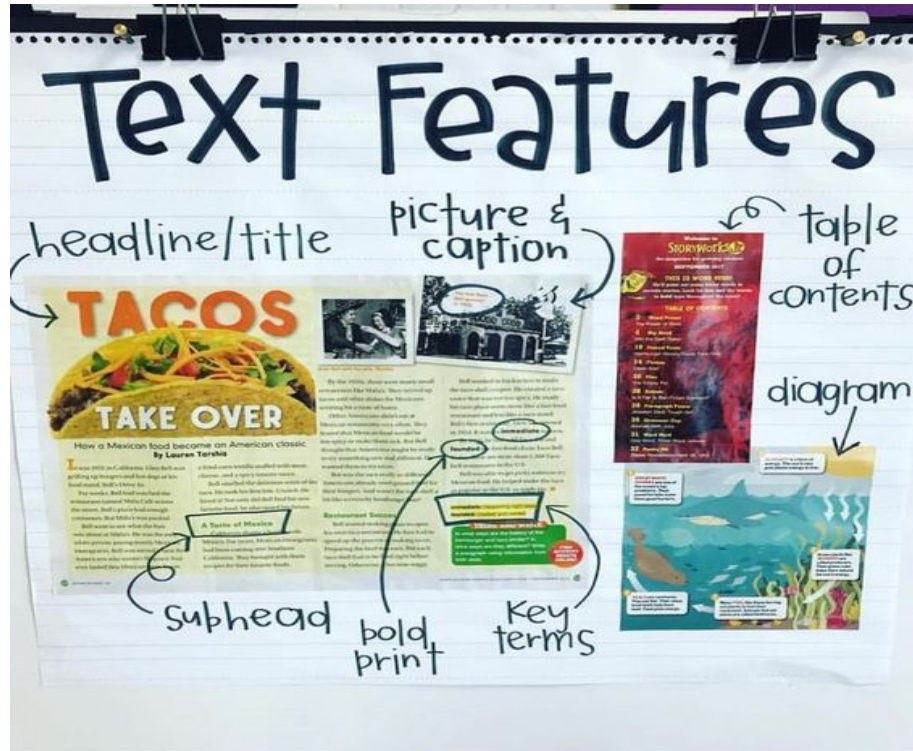
## Our target



You will look at the slides I made and learn about text and graphic features then complete an activity in your journeys practice book.

---

# What are Text and graphic features?



**Text features** include all the components of a story or article that are not the main body of **text**. These include the table of contents, index, glossary, headings, bold words, sidebars, pictures and captions, and labeled diagrams.

# Examples of Text and Graphic Features?


The image displays a collection of text and graphic features on a lined paper background, with handwritten labels pointing to specific elements:

- headline/title:** A large, bold, orange and white title "TACOS TAKE OVER" is shown on a yellow background.
- subhead:** A smaller, bold, black title "A Taste of Mexico" is shown on a white background.
- picture & caption:** A photograph of a person in a white shirt and black pants is shown with a handwritten label "picture & caption" pointing to it.
- table of contents:** A red and black table of contents page is shown with a handwritten label "table of contents" pointing to it.
- diagram:** A diagram showing a flow of information from a box labeled "Key terms" to a box labeled "bold print" is shown with a handwritten label "diagram" pointing to it.
- bold print:** A box containing the words "Key terms" in bold black font is shown with a handwritten label "bold print" pointing to it.
- key terms:** A box containing the words "Key terms" in a smaller font is shown with a handwritten label "key terms" pointing to it.

## Text Features



## Graphic Features

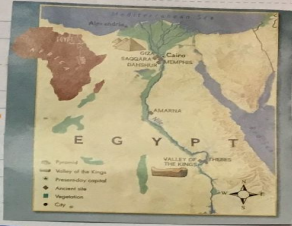


# Text & Graphic Features

## Features



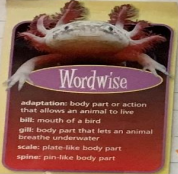
Title



Map

Table of Contents

**Why?** • to help you understand non-fiction text. To make the text interesting and fun!



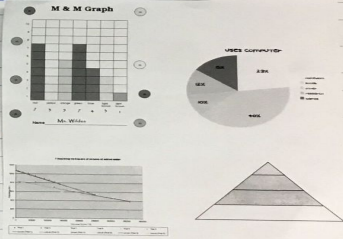
Word bank

Caption




Picture

Graph Chart



Labeled Diagram



**In Pursuit**  
In all, about 5,000 dragonfly species buzz around the world. Hunting them is no easy task. Many of these flying insects live in rain forests. By first night, I sometimes need to walk through thick shrubbery bushes. I have to put up with blood-sucking leeches, or worse. At times, I must even watch out for crocodiles.

**Flying Colors, Super Sizes**  
Take the typical rockhopper, for example. It's one of my favorites. It's a large dragonfly with black wings and a blue body. Other kinds are just as colorful. Some have green, red, or yellow bodies. One even has orange wings.

Dragonflies also come in a range of sizes. The smallest known dragonfly is about the size of your thumbtip. The largest would cover your face. Still, ancient dragonflies were much larger than the dragonflies of today. Some were as big as hawks.

Heading

Check out this anchor chart that summarizes text and graphic features for you!

---



NOW IT'S  
YOUR TURN.

The image shows the phrase "NOW IT'S YOUR TURN." rendered in large, 3D block letters. Each letter is composed of multiple segments in different colors: red, yellow, green, and blue. The letters are arranged in two rows, with "NOW IT'S" on top and "YOUR TURN." on the bottom. The letters have a slight shadow, giving them a three-dimensional appearance against a plain white background.

Your turn!

You will do pages  
**49 & 54** in  
Journeys practice  
book 2

---