



Dockwa Dry Stack

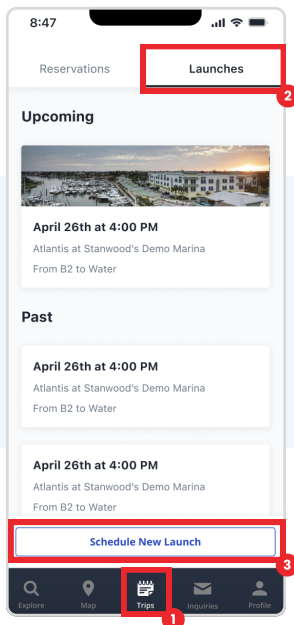


Dry stack launch scheduling at our marina is powered by Dockwa, so you'll need a free Dockwa account to start scheduling launches. Download the app for free at dockwa.com/download.



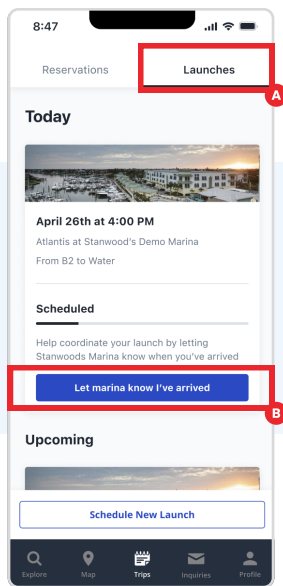
Schedule Your Launches

- ✓ Save time by scheduling your launch in advance from anywhere
- ✓ Easily communicate with your marina in real time
- ✓ Stay organized by viewing upcoming and past launches all in one place



1. Navigate to the **Trips** tab
2. Click **Launches** to view past and upcoming launches.
3. Click **Schedule New Launch** to request a launch.

1. Select the relevant **Reservation**, the **Date**, and the **Time** you'd like to launch.
2. Add relevant **Notes** to your launch, like estimated return time.
3. Click **Submit** — you'll receive a **confirmation email** after submitting.

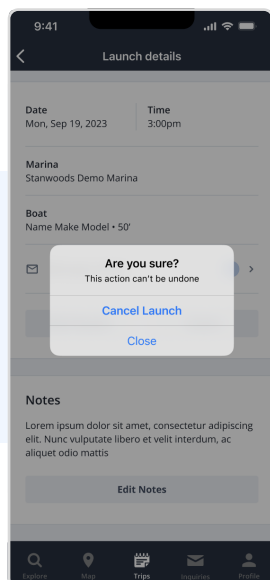
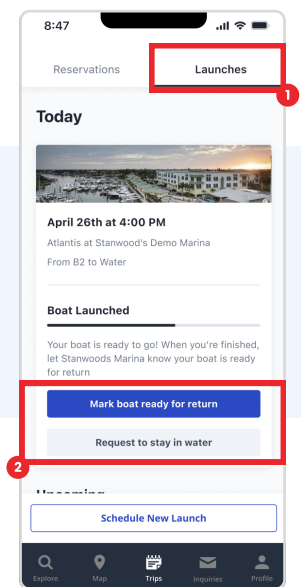


On the day of your launch, return to the **Launches** tab and click **Let marina know I've arrived**.

Done sailing? Tell the marina what to do with your boat.

1. From the **Launches** tab, click **Mark boat ready for return** if you're done for the weekend.
2. Click **Request to stay in water** if you're getting back late and plan to use your boat again in the morning.

Note: Depending on availability, the marina may not be able to fulfill your request.



Need to cancel or edit a launch?

- **To cancel:** From the **Launches** tab, select the launch, then click **Cancel Launch**.
- **To edit:** Cancel the existing launch, then schedule a new launch.